

NO.F. 6-419/CAMPA-4/ For-2025-26/APO/ 404

Government of Tripura

Tripura State Compensatory Afforestation Fund Management and Planning Authority  
Aranya Bhawan, Pt. Nehru Complex, Kunjaban, Agartala, West Tripura-799006 e-mail:  
ceotripuracampa@gmail.com

Dated: 09/06/2025

To  
The Chief Executive Officer  
Ministry of Environment, Forests & Climate Change  
3<sup>rd</sup> Floor, Supreme Court Metro Station Building, New Delhi-110001

**Sub:** Submission of Annual Plan of Operation for the Financial Year 2025-26-reg.

**Ref:** F.No. NA-5/1/2020-NA dated 2<sup>nd</sup> June, 2025 of the National Authority.

Sir,


In reference to the subject mentioned above, I would like inform here that the Annual Plan of Operation for the financial year 2025-26 was to be submitted by 31.12.2024, however, due to the implementation of digital APO, a considerable amount of time has been consumed by the DFOs and compilation at the State CAMPA office.

It may be mentioned here that the Annual Plan of Operation for the FY- 2025-26 has been submitted in the PARIVESH Portal on 23.05.2025. The hard copy of the APO-2025-26 along with enclosures for kind consideration and convey approval of the Executive Committee of the National Authority at an early date

This is for favour of kind information and doing needful please.

Enclo: As stated above

Yours faithfully,



(R.K Samal, IFS)  
PCCF & HoFF, Tripura &  
CEO, Tripura CAMPA

**ANNUAL PLAN OF OPERATION  
FY 2025-26**

**FOR**

**TRIPURA COMPENSATORY AFFORESTATION FUND MANAGEMENT  
AND PLANNING AUTHORITY**

**(TRIPURA CAMPA)**

**(Total Outlay: Rs. 9263.29 Lakh)**

**FOREST DEPARTMENT  
GOVT. OF TRIPURA**



## **ABBREVIATIONS**

|           |   |
|-----------|---|
| ANR       | Assisted Natural Regeneration.                                    |
| APO       | Annual Plan Operation.  |
| AR        | Artificial Regeneration.  |
| BOP       | Border Out Post.  |
| BSF       | Border Security Force.  |
| CA        | Compensatory Afforestation  |
| CAF Act   | Compensatory Afforestation Fund Act, 2016                         |
| CAF Rules | Compensatory Afforestation Fund Rules, 2018                       |
| CAMPA     | Compensatory Afforestation Fund Management and Planning Authority |
| CAT Plan  | Catchment Area Treatment Plan                                     |
| DFO       | District Forest Officer   |
| EDC       | Eco Development Committee   |
| FCA       | Forest Conservation Act.  |
| FG Twin   | Forest Guard Twin Barrack   |
| FPU       | Forest Protection Unit  |
| FRCLE     | Forest Research Centre for Livelihood Extension                   |
| FY        | Financial Year  |
| GoI       | Government of India   |
| GoT       | Government of Tripura   |
| ICFRE     | Indian Council of Forestry Research & Education                   |
| JFMC      | Joint Forest Management Committee                                 |
| LS        | Lumpsum   |
| NPV       | Net Present Value   |
| NTFPs     | Non-Timber Forest Products  |
| PBR       | Peoples Biodiversity Register                                     |
| PIU       | Programme Implementation Unit                                     |
| Qtr.      | Quarter   |
| RCC       | Reinforced Cement Concrete  |
| RET       | Rare Endangered Threatened  |
| RF        | Reserve Forest  |
| RFO       | Range Forest Officer  |
| RFRI      | Rain Forest Research Institute                                    |
| SDFO      | Sub- Divisional Forest Officer                                    |
| SFPP      | Sectorial Forest Protection Party                                 |
| SFPU      | Sectorial Forest Protection Unit                                  |
| SoR       | Schedule of Rates   |
| SPA       | Seed Production Area  |
| SWC       | Soil and Water Conservation                                       |
| TBB       | Tripura Biodiversity Board  |
| TFD       | Tripura Forest Department   |
| ToR       | Terms of Reference  |



**FORM -XII**  
**(See Rule 39)**  
**Annual Plan of Operation**  
**Part:-1**  
**Brief History and past performance**

**a. Brief description of forest in the State of Tripura**

The state of Tripura, with a geographical area of 10491.69 km<sup>2</sup> is predominantly hilly (60%) and is surrounded on three sides by a deltaic basin of Bangladesh. The state is situated between the 22°57' N & 24°32' N latitudes and 91°10' E & 92°20' E longitudes with Tropic of Cancer passing through it. The State is situated in the south-western extremity of North-East region of the country. It shares the border with Assam and Mizoram States and International border with Bangladesh is 856 km which is porous at some places, since border fencing is still in progress.

The forests in the State are mainly tropical evergreen, semi evergreen, and moist deciduous. Sizeable area is covered with bamboo brake which virtually forms a "Sub climax" resulting from shifting cultivation practised in the State since time immemorial. About one-third of forest area is covered under the RoFR Act. A vast majority of rural population depends on forests for fuel wood, fodder and NTFP based livelihoods. The details of forest resources are given below:

- (a) Forest Area: 6294.287 km<sup>2</sup>
- (b) Percentage of forest area to geographical area (10491.69 Km<sup>2</sup>) : 59.99%
- (c) Legal classification of forests

| Status                             | Area (km <sup>2</sup> ) | % of geographical area<br>of State |
|------------------------------------|-------------------------|------------------------------------|
| 1. Reserve Forests (RF)            | 3588.183                | 34.20%                             |
| 2. Proposed Reserve Forest (PRF)   | 587.633                 | 5.60%                              |
| 3. Unclassified Government Forests | 2116.874                | 20.18%                             |
| 4. Protected Forest (PF)           | 1.597                   | 0.02%                              |
| <b>Total</b>                       | <b>6294.287</b>         | <b>59.99%</b>                      |



**b. Compensatory Afforestation, other forestry and related schemes (physical and financial) including catchment area treatment, wildlife management and community development works and activities carried out therein in the State in last five years from the State Fund, in tabular form.**

**Financial Year 2019-20**

| <i>District</i>     | <i>Compensatory Afforestation (CA)</i> |                                | <i>Artificial regeneration (AR)(Non-CA) under NPV</i> |                                | <i>Other activities under NPV</i> |                             |                                |
|---------------------|--|--------------------------------|---|--------------------------------|-----------------------------------|-----------------------------|--------------------------------|
|                     | <i>Physical (Area in ha)</i>           | <i>Financial (Rs in lakhs)</i> | <i>Physical Area in ha</i>                            | <i>Financial (Rs in lakhs)</i> |                                   | <i>Physical (KM / Nos.)</i> | <i>Financial (Rs in lakhs)</i> |
| North District      | 0.00                                   | 0.00                           | 0.00  | 0.00                           | Chain Link Fencing                | 27 KM.                      | 223.18                         |
| Unakoti District    | 0.00                                   | 0.00                           | 0.00  | 0.00                           | Check dam /Earth Dam              | 5 Nos.                      | 38.70                          |
| Dhalai District     | 220.738                                | 61.34                          | 20.00   | 9.77                           | Const. of Range Office            | 3 Nos.                      | 148.90                         |
| Khowai District     | 106.82                                 | 29.68                          | 20.00   | 9.77                           | Strong Room                       | 1 No.                       | 1.00                           |
| West District       | 77.273                                 | 21.47                          | 0.00  | 0.00                           |                                   |                             |                                |
| Sepahijala District | 0.00                                   | 0.00                           | 40.00   | 19.55                          |                                   |                             |                                |
| Gomati District     | 73.06                                  | 20.30                          | 0.00  | 0.00                           |                                   |                             |                                |
| South District      | 6.45                                   | 1.79                           | 0.00  | 0.00                           |                                   |                             |                                |
| <b>Total</b>        | <b>484.33</b>                          | <b>134.58</b>                  | <b>80</b>   | <b>39.09</b>                   |                                   |                             |                                |

**Financial Year 2020-21**

| <i>District</i>     | <i>Compensatory Afforestation (CA)</i> |                                | <i>Artificial regeneration (AR)(Non-CA) under NPV</i> |                                | <i>Other activities under NPV</i>      |                             |                                |
|---------------------|--|--------------------------------|---|--------------------------------|--|-----------------------------|--------------------------------|
|                     | <i>Physical (Area in ha)</i>           | <i>Financial (Rs in lakhs)</i> | <i>Physical (Area in ha)</i>                          | <i>Financial (Rs in lakhs)</i> |  | <i>Physical (KM / Nos.)</i> | <i>Financial (Rs in lakhs)</i> |
| North District      | 11.29                                  | 2.06                           | 50.00   | 15.23                          | Chain Link Fencing                     | 41 KM.                      | 415.32                         |
| Unakoti District    | 17.70                                  | 3.28                           | 50.00   | 15.73                          | Check dam /Earth Dam                   | 20 Nos.                     | 75.11                          |
| Dhalai District     | 7.60                                   | 1.67                           | 50.00   | 19.80                          | Const. of Range Office                 | 3 Nos.                      | 111.00                         |
| Khowai District     | 0.99                                   | 0.26                           | 50.00   | 20.20                          | Const. Of Strong Room                  | 3 Nos.                      | 11.76                          |
| West District       | 0.00                                   | 0.00                           | 50.00   | 17.18                          | Const. Of FG Twin Barrack/ Beat Office | 3 Nos.                      | 31.95                          |
| Sepahijala District | 42.55                                  | 7.82                           | 60.00   | 15.54                          | Const. Of Hut/Barracks                 | 2 Nos.                      | 19.70                          |
| Gomati District     | 81.02                                  | 20.31                          | 53.00   | 18.54                          |  |                             |                                |
| South District      | 21.64                                  | 3.98                           | 50.00   | 8.73                           |  |                             |                                |
| <b>Total</b>        | <b>182.80</b>                          | <b>39.38</b>                   | <b>413.00</b>   | <b>130.95</b>                  |  |                             |                                |



### Financial Year 2021-22

| District            | Compensatory Afforestation (CA) |                         | Artificial regeneration (AR)(Non-CA) under NPV |                         | Other activities under NPV             |                      |                         |
|---------------------|---------------------------------|-------------------------|--|-------------------------|--|----------------------|-------------------------|
|                     | Physical (Area in ha)           | Financial (Rs in lakhs) | Physical Area in ha                            | Financial (Rs in lakhs) |  | Physical (KM / Nos.) | Financial (Rs in lakhs) |
| North District      | 10.53                           | 2.35                    | 95   | 19.26                   | Chain Link Fencing                     | 36.05 KM.            | 11.01                   |
| Unakoti District    | 40.51                           | 8.53                    | -  | -                       | Check dam / Earth Dam                  | 22 Nos.              | 85.60                   |
| Dhalai District     | 53.19                           | 14.97                   | 40   | 7.33                    | Rescue centre with Rescue van.         | 3 Nos.               | 52.18                   |
| Khowai District     | 32.04                           | 6.75                    | 60   | 12.80                   | Timber depots                          | 7 Nos.               | 157.47                  |
| West District       | 2                               | 0.44                    | 40   | 8.25                    | Natural Interpretation Centre          | 3 Nos.               | 35.00                   |
| Sepahijala District | 101.72                          | 19.52                   | 13   | 2.76                    | Const. Of FG Twin Barrack/ Beat Office | 3 Nos.               | 36.00                   |
| Gomati District     | 12.2                            | 3.03                    | 40   | 8.30                    |  |                      |                         |
| South District      | 139.67                          | 34.38                   | 45   | 12.20                   |  |                      |                         |
| <b>Total</b>        | <b>391.86</b>                   | <b>89.95</b>            | <b>333</b>                                     | <b>70.90</b>            |  |                      |                         |

### Financial Year 2022-23

| District            | Compensatory Afforestation (CA) |                         | Artificial regeneration (AR)(Non-CA) under NPV |                         | Other activities under NPV             |                      |                         |
|---------------------|---------------------------------|-------------------------|--|-------------------------|--|----------------------|-------------------------|
|                     | Physical (Area in ha)           | Financial (Rs in lakhs) | Physical Area in ha                            | Financial (Rs in lakhs) |  | Physical (KM / Nos.) | Financial (Rs in lakhs) |
| North District      | 240.64                          | 64.66                   | -  | -                       | Chain Link Fencing                     | 24.432 KM.           | 289.71                  |
| Unakoti District    | 64.00                           | 13.28                   | -  | -                       | Check dam / Earth Dam                  | 90 Nos.              | 382.49                  |
| Dhalai District     | 94.04                           | 25.19                   | -  | -                       | Timber depots                          | 1 No.                | 20.00                   |
| Khowai District     | 68.60                           | 12.95                   | -  | -                       | Const. Of FG Twin Barrack/ Beat Office | 3 Nos.               | 70.46                   |
| West District       | 45.62                           | 13.18                   | -  | -                       | Strong Room                            | 1 No.                | 0.97                    |
| Sepahijala District | -                               | -                       | 23.50  | 15.17                   | Beat/Range Office                      | 3 Nos.               | 47.00                   |
| Gomati District     | 24.042                          | 5.89                    | -  | -                       |  |                      |                         |
| South District      | 29.46                           | 8.62                    | -  | -                       |  |                      |                         |
| <b>Total</b>        | <b>566.40</b>                   | <b>143.77</b>           | <b>23.50</b>                                   | <b>15.17</b>            |  |                      |                         |



# Financial Year 2023-24

| <i>District</i>     | <i>Compensatory Afforestation (CA)</i> |                                | <i>Artificial regeneration (AR) (Non-CA) under NPV</i> |                                | <i>Other activities under NPV</i>      |                             |                                |
|---------------------|--|--------------------------------|--|--------------------------------|--|-----------------------------|--------------------------------|
|                     | <i>Physical (Area in ha)</i>           | <i>Financial (Rs in lakhs)</i> | <i>Physical Area in ha</i>                             | <i>Financial (Rs in lakhs)</i> |  | <i>Physical (KM / Nos.)</i> | <i>Financial (Rs in lakhs)</i> |
| North District      | 138.972                                | 29.89                          | 120.80   | 26.80                          | Chain Link Fencing                     | 42.089                      | 525.02                         |
| Unakoti District    | 6.56                                   | 1.43                           | 4  | 0.39                           | Check dam / Earth Dam                  | 66                          | 436.49                         |
| Dhalai District     | 142.472                                | 32.77                          | 526  | 113.78                         | Const. Of FG Twin Barrack/ Beat Office | 10                          | 131.38                         |
| Khowai District     | 7.483                                  | 6.72                           | 84   | 8.95                           |  |                             |                                |
| West District       | 18.08                                  | 4.07                           | 3  | 0.34                           |  |                             |                                |
| Sepahijala District | 9.67                                   | 2.15                           | 4  | 2.12                           |  |                             |                                |
| Gomati District     | 177.088                                | 145.60                         | 77.41  | 37.21                          |  |                             |                                |
| South District      | 52.72                                  | 21.96                          | 167.5  | 165.54                         |  |                             |                                |
| <b>Total</b>        | <b>553.045</b>                         | <b>244.59</b>                  | <b>986.71</b>  | <b>355.13</b>                  |  |                             |                                |



**d. Year wise total forest area diverted in the various district/ forest divisions of the state since 1980, in tabular form**

**Since 1980 to 2024-25**

| <b>Financial Year</b> |         | <b>Forest land Diverted<br/>(area in Ha).</b> |
|-----------------------|---------|---|
| 1.                    | 1980-81 | 0.000   |
| 2.                    | 1981-82 | 3.465   |
| 3.                    | 1982-83 | 0.825   |
| 4.                    | 1983-84 | 31.281  |
| 5.                    | 1984-85 | 4.5115  |
| 6.                    | 1985-86 | 4.540   |
| 7.                    | 1986-87 | 7.958   |
| 8.                    | 1987-88 | 0.000   |
| 9.                    | 1988-89 | 0.000   |
| 10.                   | 1989-90 | 0.000   |
| 11.                   | 1990-91 | 103.100                                       |
| 12.                   | 1991-92 | 0.800   |
| 13.                   | 1992-93 | 11.250  |
| 14.                   | 1993-94 | 51.420  |
| 15.                   | 1994-95 | 0.746   |
| 16.                   | 1995-96 | 0.760   |
| 17.                   | 1996-97 | 0.000   |
| 18.                   | 1997-98 | 1635.6053                                     |
| 19.                   | 1998-99 | 61.632  |
| 20.                   | 1999-00 | 6.6425  |
| 21.                   | 2000-01 | 91.301  |
| 22.                   | 2001-02 | 148.160                                       |
| 23.                   | 2002-03 | 543.177                                       |
| 24.                   | 2003-04 | 44.962  |
| 25.                   | 2004-05 | 29.964  |
| 26.                   | 2005-06 | 3887.018                                      |
| 27.                   | 2006-07 | 181.010                                       |
| 28.                   | 2007-08 | 51.941  |
| 29.                   | 2008-09 | 42.8125                                       |
| 30.                   | 2009-10 | 19.5991                                       |
| 31.                   | 2010-11 | 358.577                                       |
| 32.                   | 2011-12 | 46.291  |
| 33.                   | 2012-13 | 18.949  |
| 34.                   | 2013-14 | 65.2582                                       |
| 35.                   | 2014-15 | 14.575  |
| 36.                   | 2015-16 | 223.9659                                      |
| 37.                   | 2016-17 | 14.983  |
| 38.                   | 2017-18 | 4.140   |
| 39.                   | 2018-19 | 7.680   |
| 40.                   | 2019-20 | 157.4995                                      |
| 41.                   | 2020-21 | 221.690                                       |
| 42.                   | 2021-22 | 329.453                                       |
| 43.                   | 2022-23 | 372.158                                       |
| 44.                   | 2023-24 | 124.452                                       |
| 45.                   | 2024-25 | 299.254                                       |
| <b>Total</b>          |         | <b>9223.407</b>                               |



e. Year wise total Compensatory Afforestation carried out in the state since 1980, in tabular form.

**Since 1980 to 2024-25**

|              | Year    | CA Carried out<br>(area in Ha). |
|--------------|---------|---------------------------------|
| 1            | 1980-81 | 0.00                            |
| 2            | 1981-82 | 0.00                            |
| 3            | 1982-83 | 0.00                            |
| 4            | 1983-84 | 0.00                            |
| 5            | 1984-85 | 0.00                            |
| 6            | 1985-86 | 0.00                            |
| 7            | 1986-87 | 9.08                            |
| 8            | 1987-88 | 0.00                            |
| 9            | 1988-89 | 0.00                            |
| 10           | 1989-90 | 0.00                            |
| 11           | 1990-91 | 207                             |
| 12           | 1991-92 | 1.60                            |
| 13           | 1992-93 | 19.56                           |
| 14           | 1993-94 | 126.85                          |
| 15           | 1994-95 | 0.00                            |
| 16           | 1995-96 | 0.00                            |
| 17           | 1996-97 | 0.00                            |
| 18           | 1997-98 | 239.688                         |
| 19           | 1998-99 | 224.338                         |
| 20           | 1999-00 | 17.645                          |
| 21           | 2000-01 | 232.446                         |
| 22           | 2001-02 | 300.91                          |
| 23           | 2002-03 | 1543.822                        |
| 24           | 2003-04 | 43.141                          |
| 25           | 2004-05 | 52.732                          |
| 26           | 2005-06 | 31.08                           |
| 27           | 2006-07 | 0.00                            |
| 28           | 2007-08 | 0.00                            |
| 29           | 2008-09 | 0.00                            |
| 30           | 2009-10 | 0.00                            |
| 31           | 2010-11 | 0.00                            |
| 32           | 2011-12 | 0.00                            |
| 33           | 2012-13 | 193.861                         |
| 34           | 2013-14 | 222.92                          |
| 35           | 2014-15 | 477.125                         |
| 36           | 2015-16 | 363.7125                        |
| 37           | 2016-17 | 593.227                         |
| 38           | 2017-18 | 572.012                         |
| 39           | 2018-19 | 125.582                         |
| 40           | 2019-20 | 484.338                         |
| 41           | 2020-21 | 182.797                         |
| 42           | 2021-22 | 391.86027                       |
| 43.          | 2022-23 | 566.38033                       |
| 44.          | 2023-24 | 552.82359                       |
| 45.          | 2024-25 | 380.8458                        |
| <b>Total</b> |         | <b>8157.37649</b>               |



**f. Brief description and abstract of the monitoring work done by the Monitoring and Evaluation Wing of the State Forest Department.**

The Dept is monitoring the activities regularly by conducting field visits, review meetings with the Field Officers as well as frontline staffs.

**g. Brief description and abstract of the monitoring work done by the independent monitor (Third Party Monitoring) in the State.**

There is a practice of conducting Monitoring and Evaluation by a 3rd Party, here an agency called "Centre for Forest –Based Livelihoods and Extension (A Unit of Rain Forest Research Institute) Indian Council of Forestry Research & Education" which was selected by the tender process. CFLE has conducted Monitoring and Evaluation of various activities and camping in field as well verified office record up to the year 2021-22. The evaluation report for the FY-2021-22 submitted given in the table.

| Name of Sub-divisions           | Average Scores of CAMPA Activities Evaluated (2021-22) |           |                                   |         |              |                       |  |
|---------------------------------|--|-----------|-----------------------------------|---------|--------------|-----------------------|--|
|                                 | Plantation   | Check dam | Research plot cum seed production | Nursery | Construction | Installation of CC TV | Division wise Average Score (Out of 5) |
| Bagafa Forest Sub Division      | 4  | -         | -                                 | 4       | 4            | -                     | 4.03                                   |
| Mandwi Forest Sub Division      | 3.9  | -         | -                                 | 4       | 4            | -                     | 3.96                                   |
| Sabroom Forest Sub Division     | 3.9  | -         | -                                 | 4       | 4            | -                     | 3.96                                   |
| Trishna Wild Life Sanctuary     | 3.9  | -         | -                                 | 4       | 3.9          | -                     | 3.93                                   |
| Khowai Forest Sub Division      | 3.8  | -         | -                                 | 3.9     | 3.9          | -                     | 3.86                                   |
| Teliamura Forest Sub Division   | 3.7  | 3.8       | -                                 | 3.8     | 3.9          | -                     | 3.80                                   |
| Gumti Wild Life Sanctuary       | 3.7  | -         | -                                 | 3.9     | 3.8          | -                     | 3.80                                   |
| Manu Forest Sub Division        | 3.9  | 3.9       | -                                 | 4       | 4            | -                     | 3.95                                   |
| Dharmanagar Forest Sub Division | 3.9  | -         | -                                 | 4       | 4            | -                     | 3.95                                   |
| Kanchanpur Forest Sub Division  | 3.9  | -         | -                                 | 4       | 4            | -                     | 3.96                                   |
| Kumarghat Forest Sub Division   | 3.9  | 3.8       | -                                 | 4       | 3.9          | -                     | 3.93                                   |
| Sepahijala Wild Life Sanctuary  | 3.9  | -         | -                                 | -       | -            | -                     | 3.90                                   |
| Bishalgarh Forest Sub Division  | 3.9  | -         | -                                 | -       | -            | -                     | 3.90                                   |
| Sonamura Forest Sub Division    | 3.7  | -         | -                                 | 3.8     | 3.8          | -                     | 3.76                                   |
| Udaipur Forest Sub Division     | 4  | -         | -                                 | 4       | 4            | -                     | 4                                      |
| Karbook Forest Sub Division     | 3.9  | -         | -                                 | 4       | 4            | -                     | 3.96                                   |
| Amarpur Forest Sub Division     | 3.8  | 3.8       | -                                 | 4       | 3.9          | -                     | 3.87                                   |
| Sadar Forest Sub Division       | 3.8  | -         | -                                 | -       | 4            | -                     | 3.90                                   |
| Ambassa Forest Sub Division     | 3.9  | -         | -                                 | 4       | 3.9          | -                     | 3.93                                   |



## Part-II

Activities to be under taken for compensatory afforestation, additional afforestation, penal compensatory afforestation, CAT plan and for any other site specific scheme may be used as per site specific scheme submitted by the State along with the approved proposals for diversion of forest land under FCA, 1980.

### 1. Activities to be taken up against Compensatory Afforestation

| SN   | Activity  | Unit Cost/ ha<br>(in Rs.) | Quant./ Unit<br>(ha/Km) | Total Amt.<br>(Rs. in lakh) |
|------|---|---------------------------|-------------------------|-----------------------------|
| i.   | <b>Maintenance of older Plantation:</b>   |                           |                         |                             |
|      | 2016-17 Plantation (10 <sup>th</sup> year) (AR Misc.)                               | 3,200                     | 648.674                 | 20.76                       |
|      | 2017-18 Plantation (9 <sup>th</sup> year) (AR Misc.)                                | 3,200                     | 572.25                  | 18.31                       |
|      | 2018-19 Plantation (8 <sup>th</sup> year) (AR Misc.)                                | 3,200                     | 125.58                  | 4.02                        |
|      | 2019-20 Plantation (7 <sup>th</sup> year) (317.757 ha)<br>(AR Misc.)                | 3,200                     | 317.757                 | 10.17                       |
|      | 2020-21 Plantation (6 <sup>th</sup> year) (AR Misc.)                                | 3,200                     | 182.796                 | 5.85                        |
|      | 2021-22 Plantation (5 <sup>th</sup> year) (AR Misc.)                                | 3,200                     | 96.443                  | 3.09                        |
|      | 2022-23 Plantation (4 <sup>th</sup> year) (Teak)                                    | 4,600                     | 96.07                   | 4.42                        |
|      | 2022-23 Plantation (4 <sup>th</sup> year) (Agar)                                    | 7,100                     | 15.00                   | 1.06                        |
|      | 2022-23 Plantation (4 <sup>th</sup> year) (AR Misc.)<br>(2m x 2m)                   | 7,100                     | 208.154                 | 14.78                       |
|      | 2023-24 Plantation (3 <sup>rd</sup> year) (AR Misc.)                                | 22,500                    | 553.05                  | 124.44                      |
|      | 2024-25 Plantation (2 <sup>nd</sup> year) (AR Misc.)                                | 25,000                    | 380.84                  | 95.22                       |
|      | <b>Sub-total</b>  |                           | <b>3196.614</b>         | <b>302.12</b>               |
| ii.  | <b>1st Year Creation &amp; Maintenance of CA<br/>plantation: (2m x 2m)</b>          |                           |                         |                             |
|      | <b>(b) Artificial Regeneration</b>  |                           |                         |                             |
|      | <b>1. Raising of AR (Misc.) plantation</b>  |                           |                         |                             |
|      | SDFO, Dharmanagar-24.00   |                           |                         |                             |
|      | SDFO, Kanchanpur -14.81(2.34+ 12.47)  |                           |                         |                             |
|      | SDFO, Kumarghat - 22.51   |                           |                         |                             |
|      | SDFO, Ambassa - 4.00  |                           |                         |                             |
|      | SDFO, Manu - 59.664 (43.85 + 15.81)   |                           |                         |                             |
|      | WLW, Gumati - 51.34   |                           |                         |                             |
|      | SDFO, Teliamura -38.63  |                           |                         |                             |
|      | SDFO, Khowai - 18.03  |                           |                         |                             |
|      | SDFO, Sadar - 7.33  |                           |                         |                             |
|      | SDFO, Mandai - 0.41   |                           |                         |                             |
|      | SDFO, Bishalghar- 1.554   |                           |                         |                             |
|      | SDFO, Sonamura - 49.95 (44.23 + 5.72)   |                           |                         |                             |
|      | SDFO, Amarpur - 95.42 (171.32 + 24.097)   |                           |                         |                             |
|      | SDFO, Karbook - 67.14   |                           |                         |                             |
|      | WLW, Trishna - 28.30  |                           |                         |                             |
|      | <b>Total= 583.088 (421.58 +161.50)</b>  |                           |                         |                             |
| iii. | Advance Action for plantation for the year<br>2026-27 including planting materials. | 1,23,000                  | 600                     | 738.00                      |
|      | <b>Total CA:-</b>   |                           |                         | <b>1389.97</b>              |



### Part-III

#### Activities to be undertaken from NPV and interest component referred in Rule-5 and Rule-6.

#### Net Present Value (Non-CA)

The proposed activities within the amount which is not less than **80%** of the moneys of NPV (as per rule-5(2) of CAF rule) are as follows:

| SN  | Proposed activities  | Unit Cost/<br>ha (in Rs.) | Quant./ Unit<br>(Ha/km/nos.) | Total Amt.<br>(Rs. in lakh) |
|-----|--|---------------------------|------------------------------|-----------------------------|
| (a) | <b><u>Assisted Natural Regeneration (ANR)</u></b>  |                           |                              |                             |
|     | i. Creation of ANR Plantation  | 60,000                    | 900.00                       | 540.00                      |
|     | ii. Advance Action for ANR Plantation for the year 2026-27 including planting materials.                     | 1,23,000                  | 600.00                       | 738.00                      |
|     | <b><u>iii. Maintenance of older Non-CA Plantation:</u></b>   |                           |                              |                             |
|     | 2023-24 Plantation (3 <sup>rd</sup> year) (ANR)  | 22,400                    | 100.00                       | 22.40                       |
| (b) | 2024-25 Plantation (2 <sup>nd</sup> year) (ANR)  | 23,700                    | 959.67                       | 227.44                      |
|     | <b><u>Artificial Regeneration (AR)</u></b>   |                           |                              |                             |
|     | <b><u>i. Maintenance of older Non-CA Plantation:</u></b>   |                           |                              |                             |
|     | 2021-22 Plantation (5 <sup>th</sup> year) (Fruit)  | 3,200                     | 20.00                        | 0.64                        |
|     | 2021-22 Plantation (5 <sup>th</sup> year) (Silvipasture)   | 3,200                     | 5.00                         | 0.16                        |
|     | 2021-22 Plantation (5 <sup>th</sup> year) (Misc) (SFDA)  | 3,200                     | 4.48                         | 0.14                        |
|     | 2022-23 Plantation (4 <sup>th</sup> year) (AR Misc.)   | 7,100                     | 2.50                         | 0.18                        |
|     | 2022-23 Plantation (4 <sup>th</sup> year) (Teak)   | 4,600                     | 10.00                        | 0.46                        |
|     | 2022-23 Plantation (4 <sup>th</sup> year) (Gamar)  | 4,200                     | 10.00                        | 0.42                        |
|     | 2022-23 Plantation (4 <sup>th</sup> year) (Garjan)   | 11,200                    | 1.00                         | 0.11                        |
|     | 2023-24 Plantation (3 <sup>rd</sup> year) (AR Misc.)   | 22,300                    | 508.21                       | 113.33                      |
|     | 2023-24 Plantation (3 <sup>rd</sup> year) (AR Bamboo)  | 22,200                    | 300.00                       | 66.60                       |
|     | 2023-24 Plantation (3 <sup>rd</sup> year) (Teak.)  | 19,000                    | 40.00                        | 7.60                        |
|     | 2023-24 Plantation (3 <sup>rd</sup> year) (Grass)  | 12,900                    | 1.50                         | 0.19                        |
|     | <b>Total</b>   |                           | <b>1962.36</b>               | <b>439.67</b>               |
|     | <b><u>Assisted Regeneration (AR)</u></b>   |                           |                              |                             |
|     | ii. Creation of AR Plantation  | 60,000                    | 500.00                       | 300.00                      |
|     | iii. Advance Action for Non-CA plantation for the year 2026-27 including planting materials.                 | 1,23,000                  | 400.00                       | 492.00                      |
|     | <b>Total</b>   |                           |                              | <b>2509.67</b>              |
| (c) | <b><u>Silvicultural operations in forests:-</u></b><br>Weeding, fencing and other cultural operations.       | LS                        | 400.00                       | 80.30                       |
| (d) | <b><u>Protection of plantation and forest:-</u></b><br>i. Chain link fencing, etc.                           | 12,93,000                 | 108.23 & 8 nos. KM           | 1500.00                     |
| (e) | <b><u>Pest and disease control in forest: -</u></b><br>Use of different methods for pest and disease control | 50,000                    | 21 Ha                        | 73.95                       |



|                        |  |                                     |        |                |
|------------------------|--|-------------------------------------|--------|----------------|
| (f)                    | <b><u>Forest fire prevention and control operations: -</u></b><br>i. Creation of fire lines around the established older plantations & fire watchers under eight forest districts.   | All the eight districts of Tripura. | LS     | 95.00          |
| (g)                    | <b><u>Soil and moisture conservation works in the forest: -</u></b><br>i. Treatment of Forest Land with Soil and Moisture Conservation measures - Gully Plugging, Contour Trenches, Check Dams, Brushwood Check Dam.(including maintenance) of older check dam | LS                                  | 150.00 | 540.00         |
| (i)                    | <b><u>Improvement of wildlife habitat as provided in the approved wildlife management plan or working plan:</u></b><br>i. Improvement of wildlife habitat as provided in the approved wildlife management plan or working plan:                                | LS                                  | -      | 602.25         |
| (m)                    | <b><u>Management of biological diversity and biological resource:</u></b><br>i. Activities for protection of plant varieties.  |                                     | -      | 20.00          |
|                        | ii. Activities for protection of Forest germplasm.   |                                     | -      | 20.00          |
|                        | iii. Activities for protection of Biological heritage sights. Status   |                                     | -      | 60.00          |
| <b>Total (NPV 80%)</b> |  |                                     |        | <b>5501.17</b> |

3. The proposed activities within the amount which is not more than **20%** of the moneys of NPV (as per rule-5(3) of CAF rule) are as follows:

| SN  | Proposed Activity   | Unit Cost (in Rs.) | Quant./ Unit (Ha/km/nos.) | Total Amt. (Rs. in lakh) |
|-----|---|--------------------|---------------------------|--------------------------|
| (a) | Establishment, up-gradation and maintenance of modern nurseries and other planting stock production facilities for production of quality planting materials and relevant activates.   | LS                 | -                         | 60.00                    |
| (b) | Promoting conservation, sustainable use and documentation of biological diversity including preservation of habitats, conservation of land and folk varieties and cultivars, domesticated stocks and breeds of animals and microorganisms and chronicling of knowledge relating to biological diversity | LS                 |                           | 91.33                    |
| (d) | i. Maintenance of inspection paths, old fencing, Forests roads, water connectivity and other related activities.  | LS                 | -                         | 35.00                    |



|                            |  |            |     |                |
|----------------------------|--|------------|-----|----------------|
| (e)                        | <b>Construction of residential and office building in forest areas:</b><br>i. Construction of FG twin barrack/ Beat Office/ Range Offices including maintenance of staff quarter up to RO taken up from CAMPA. | LS         |     | 450.00         |
|                            | (f) Casual engagement of local people through JFMC/ BMC  | 256 per DL | 641 | 598.96         |
|                            | (g) Survey and mapping of forest areas.  | LS         |     | 100.00         |
|                            | (h) i. Independent concurrent monitoring and evaluation and 3rd party monitoring including documentation.  | LS         | -   | 20.00          |
|                            | (i) Publicity -cum-awareness programme and exhibition implemented by the state Authority from the Fund   |            |     | 20.00          |
| <b>Total (NPV 20%)</b>     |  |            |     | <b>1375.29</b> |
| <b>Total of NPV (100%)</b> |  |            |     | <b>6876.46</b> |

**6. Utilisation of interest accrued on deposits in State Fund.**

| SN           | Activity  | Unit Cost (in Rs.) | Quant./ Unit (nos.) | Total Amt. (Rs. in lakh) |
|--------------|---|--------------------|---------------------|--------------------------|
| (a)          | <b><u>Not less than 60 % of Interest: -</u></b><br>This will include disbursement of salary and allowances to the members/ staffs under State Authority including in field offices.   | LS                 | 24                  | 190.00                   |
|              | Activities referred to Sub Rule 2 & 3 of Rule 5. Equipments / devices used for communication/ IT initiatives/ Awareness equipments (incremental cost of CA & PCA at the increased wage rates).  | LS                 | -                   | 110.00                   |
| (b)          | <b><u>Not more than 40 % of Interest.</u></b><br>This will include-<br>i. Management of office establishments/ Hiring of vehicle/ Other contingencies for management of State Authority/ any other activity for management of forest. | LS                 | -                   | 200.00                   |
| <b>Total</b> |   |                    |                     | <b>500.00</b>            |



**1. Annual Plan of Operation under Tripura CAMPA-Against the fund placed by the User Agency other than CA & Net Present Value**

**(i) Reclamation Cost:**

As per the provision of the approval of Forest (Conservation) Act, 1980, some user agencies handed over the following land and also deposited the reclamation cost against the below noted projects.

| SN           | Name of the project  | Name of SDFO | Component wise break up (Rs. In lakh) |
|--------------|--|--------------|---------------------------------------|
| 1            | Diverted forest land measuring 3.312 Ha for construction of exploratory drilling operation at drill site location LTAA (RLA#2) under erstwhile Ambassa Forest Division.<br><b>(4<sup>th</sup> year maintenance)</b>                        | Ambassa      | 0.32655                               |
| 2            | Diverted Forest Land measuring 1.33 Ha for construction of exploratory drilling operation at drill site location RGO#8 (GOAJ) under erstwhile Bagafa Forest Division.<br><b>(5<sup>th</sup> year maintenance)</b>                          | Sabroom      | 0.02693                               |
| 3            | Diverted Forest Land measuring 3.10 Ha for construction of exploratory drilling operation at drill site location TFT-5 at Tuibandal under erstwhile Sadar Forest Division, now at Sonamura. <b>(5<sup>th</sup> year maintenance)</b>       | Sonamura     | 0.02025                               |
| 4            | Diverted Forest Land measuring 1.38 Ha for construction of exploratory drilling operation at drill site location FRO# 41 (ROAU) under erstwhile Sadar Forest Division.<br><b>(5<sup>th</sup> year maintenance)</b>                         | Sonamura     | 0.02795                               |
| 5            | Diverted Forest Land of 1.024 Ha Forest land in favour of ONGC, Tripura Asset for commercial exploitation/extraction of Natural Gas/Hydrocarbon at BRM16 (BMSC) in erstwhile Teliamura Forest Division<br><b>{Const. of check dam 1ha}</b> | Mandai       | 2.50                                  |
| 6            | Diversion of 2.90 Ha forest land for commercial of drill site at location GSG under South District.<br><b>(6<sup>th</sup> year maintenance)</b>  | Bagafa       | 0.05873                               |
| 7            | Diverted of 3.43 Ha forest land for construction of drilling location at ROAT under Sepahijala District.<br><b>(6<sup>th</sup> year maintenance)</b>   | Bishalgarh   | 0.06986                               |
| 8            | Diverted of 1.00 Ha forest land for construction of drilling location at ROAT under Sepahijala District.<br><b>(Creation and maintenance).</b>   | Bishalgarh   | 1.34571                               |
| <b>Total</b> |  |              | <b>4.37598</b>                        |



(ii) Dwarf species

| SN    | Name of the project   | Area<br>(In Ha) | Name of<br>SDFO/<br>DFO                          | Amount<br>(Rs. In<br>lakh) |
|-------|---|-----------------|--|----------------------------|
| 1     | Const. of 400 KV D/C transmission line from Palatana to Churaibari.).   | 0.4944          | Udaipur  | 0.06763                    |
|       |   | 0.2151          | (2 <sup>nd</sup> year<br>maintenance)            | 0.02942                    |
|       |   | 8.5527          | Khowai<br>(Creation)                             | 4.78986                    |
|       |   | 3.027           | Ambassa<br>(2 <sup>nd</sup> year<br>maintenance) | 0.4141                     |
|       |   | 3.4668          | Manu<br>(3 <sup>rd</sup> year<br>maintenance)    | 0.29953                    |
| 2.    | Construction of 132 KV tower structure from 33 KV Sub-station at Manu to 33 KV Sub-station at Chawmanu (3 <sup>rd</sup> year maintenance).  | 4.00            | Manu   | 0.43160                    |
| 3.    | Construction of 132 KV Single Circuit Transmission Line from 132 KV Sub-Station at Ambassa to 33 KV Sub-Station at Gandacherra (2 <sup>nd</sup> year maintenance).  | 8.00            | Ambassa  | 2.22848                    |
| 4.    | Construction of 132 KV Single Circuit Transmission Line from 132 KV Sub- Station at Ambassa to 33 KV Sub-station at Gandacherra (2 <sup>nd</sup> year maintenance).   | 1.68            | Ambassa  | 0.17841                    |
| 5.    | Proposal for diversion of 2.705 Ha forest land for construction of 33 KV Pole line from Jatanbari Sub-Station to Dhalak (3 <sup>rd</sup> year maintenance).   | 1.00            | Amarpur  | 0.10865                    |
| 6.    | Proposal for diversion of 18.1999 Ha forest land for construction of 33 KV Pole line from Jolaibari to Silachari under District Forest Officer, Gumti and South (2 <sup>nd</sup> year maintenance).   | 14.2913         | Bagafa   | 4.13                       |
| 7.    | Proposal for diversion of 10.4483 Ha forest land for construction of 33 KV pole line from Hezamara Sub-Station to Dhalabil (2 <sup>nd</sup> year maintenance).  | 2.00            | Sadar  | 0.57                       |
| 8.    | Proposal for diversion of 10.4483 Ha forest land for construction of 33 KV pole line from Hezamara Sub-Station to Dhalabil (2 <sup>nd</sup> year maintenance).  | 3.15            | DFO,<br>Khowai                                   | 0.91                       |
| 9.    | Proposal for diversion of 0.90 ha additional forest land in connection with construction of 132 KV transmission line from Rabindranagar to Belonia line due to Garjee Railway Station, Mouja - Garjee RF under Dist. FO Gomati. (2 <sup>nd</sup> year maintenance). | 0.90            | Udaipur  | 0.28934                    |
| Total |   | 50.777          |  | 14.447                     |



(iii) Avenue plantation

| SN | Name of the project  | Name of DFO   | Amount (Rs. In lakh) |
|----|--|---|----------------------|
| 1. | Proposal for diversion of 42.314752 Ha of forest land for the project Widening to 2 lane with 1.50 m wide paved shoulder on either side including geometric improvement of 25 km stretch from km 397.00 to 422.00 km of Churabari - Agartala Section of NH-44(now NH-08) under District Forest Officer,Dhalai & Khowai (Khowai - 20.0 km & Dhalai - 8.0 km) (2nd year maintenance) | Ambassa - 7.28333 & Khowai - 20.77440                       | 28.05773             |
| 2. | Proposal for diversion of 9.95 Ha forest land for improvement / widening to two lane with paved shoulder of newly declared NH-108A (Jolaibari to Belonia) under District Forest Officer, South Tripura. (16.0 km) (2nd year maintenance)   | Bagafa  | 16.75167             |
| 3. | Diversion of 18.336008 Ha forest land for widening to 2 lane with paved shoulder of 25.00 KM length of road from KM 318.00 to KM 343.00 of Churaibari - Agartala section of NH-44 (now NH-08) under DFO Unakoti. (21.0 km) (2nd year maintenance)  | Kumarghat   | 20.90353             |
| 4. | Proposal for diversion of 79.756196 Ha forest land for improvement / widening of two lane with paved shoulder of Kailashahar to Teliamura via Khowai section of newly declared NH-208 ch. From 21.100 km to 127.319 km under DFO Unakoti / Dhalai / Khowai. (Khowai - 20 km & Kailishahar- 20.0 km & Ambassa -25 km) ( 2nd year maintenance)                                       | Kailishahar - 30.95417 Khowai - 21.20600 Ambassa - 22.09750 | 74.25767             |
| 5. | Proposal for diversion of 12.446122 Ha of forest land for improvement / widening of road from Machmara to Kanchanpur under District Forest officer, North / Unakoti. (Kanchanpur- 10.0 km & Unakoti - 8.0 km) (2nd year maintenance)   | Kanchanpur - 9.10417 & Kumarghat - 7.28333                  | 16.38750             |
| 6. | Proposal for diversion of 5.3233 Ha forest land for improvement of tourist spot connectivity from Amarpur(Fatigsagar) leading to Chabimura and having access to Eco-tourist centre under District Forest Officer, Gomati. (7.0 km) (2nd year maintenance)  | Amarpur   | 3.22431              |
| 7. | Diversion of 54.3722 Ha of forest land for improvement and widening to two lane with paved shoulder of Kanchanpur to Vangmun section of NH - 44A under District Forest Officer, North by NHIDCL. (40.0 km) (2nd year maintenance)  | Kanchanpur  | 18.20834             |
| 8. | Proposal for diversion of 23.9443 Ha of forest land for improvement of road from Gandacherra to Raishyabari road under District Forest Officer, Dhalai by PWD (R&B). (32.0 km) (2nd year maintenance)  | WLW, Gumati   | 29.77936             |



|              |   |             |                  |
|--------------|---|-------------|------------------|
| 9.           | Proposal for diversion of 11.55144 Ha forest land for construction of rural road from Hadukulak to A.B. Road in PMGSY road phase-IX work /Hadukulak A.B Road under DFO, Dhalai. (11.042 km)(2nd year maintenance)   | Ambassa     | 10.27574         |
| 10.          | Proposal for diversion of 14.32 Ha of forest land for improvement / widening of road from Jatanbari to Mandirghat via Tirthamukh under District Forest officer, Gomati. (9.0 km)(2nd year maintenance)  | Karbook     | 8.37544          |
| 11.          | Diversion of 6.619991 Ha forest land for improvement/ widening of two laning with paved shoulder of Kailasahar-Kurti Bridge Section of NH-208A (Km 0.00 to Km 36.460) under North Tripura District. (3rd year maintenance) (6.2 km)   | Dharmanagar | 6.68462          |
| 12.          | Proposal for diversion of 79.756196 Ha forest land for improvement / widening of two lane with paved shoulder of Kailashahar to Teliamura via Khowai section of newly declared NH-208 ch. From 21.100 km to 127.319 km under DFO Dhalai. (3rd year maintenance of 22.00 km Avenue Plantation) | Ambassa     | 18.74487         |
| <b>Total</b> |   |             | <b>251.65078</b> |

**(iv) Others Plan**

| SN                                  | Name of the project   | Name of DFO  | Amount (Rs. In lakh) |
|-------------------------------------|---|--|----------------------|
| 1                                   | Proposal for diversion of 12.747761 ha forest land for re-construction of some sections of 132 Single Circuit Dhalabil to Kamalpur line due to widening of National Highway-208 from Khowai (Dhalabil) to Kamalpur under District Forest Officer, Khowai and Dhalai | Wildlife Conservation/ Management Plan   | 17.67586             |
|                                     |   | Soil and Moisture Conservation Plan  | 4.41896              |
| 2                                   | Proposal for diversion of 16.1919 ha of forest land for re-construction of some sections of 132 KV Single Circuit Kamalpur to P.K Bari Transmission line due to widening of National Highway-208 under Dist. FO Dhalai and Unokoti                                  | Wildlife Conservation/ Management Plan   | 12.775               |
|                                     |   | Soil and Moisture Conservation Plan  | 3.20                 |
| 3                                   | Proposal for diversion of 37.8273 ha of forest land for lying of pipeline from Panisagar-Aizawl and Agartala- Tulamura Natural Gas pipeline under DFO North Tripura, Sepahijala and Gomati  | Wildlife Management Plan   | 80.00                |
| 4                                   | Proposal for diversion of 64.0179 Ha forest land for construction of underground Gas Pipeline from Panisagar-Agartala under DFO, North, Unakoti, Dhalai, Khowai and West.   | Mitigation plan for protection and conservation of hoolock gibbon (SDFO, Manu/ Ambassa/ Teliamura/ Mandai) | 108.32               |
| <b>Total</b>                        |   |  | <b>226.39</b>        |
| <b>Grand Total of APO (2025-26)</b> |   |  | <b>9263.29</b>       |



**(A) Abstract of APO Tripura CAMPA CA for the year 2025-26**

(Rs in Lakh)

| SN | Component                   | Total Amt. for 2025-26 | Remarks |
|----|-----------------------------|------------------------|---------|
| 1. | Compensatory Afforestation. | 1389.97                | CA      |

**(B) Abstract of APO Tripura CAMPA NPV for the year 2025-26**

| SN | Component   | Total Amt. for 2025-26 | Remarks   |
|----|---|------------------------|---|
| 1  | <b>Net Present Value (NPV)</b>  |                        |   |
| 2  | a. Assisted natural regeneration (ANR)  | 981.83                 |   |
|    | b. Artificial Regeneration (AR).  | 1527.84                |   |
|    | c. Silvicultural operations in forest.  | 80.30                  |   |
|    | d. Protection of plantations and forests.   | 1500.00                |   |
|    | e. Pest and Disease control in forests  | 73.95                  |   |
|    | f. Forest fire prevention and control operations  | 95.00                  |   |
|    | g. Soil & Moisture Conservation works in forest.  | 540.00                 |   |
|    | i. Improvement of wildlife habitat as provided in the approved wildlife management plan or working plan         | 602.25                 |   |
|    | m. Management of biological Biodiversity.   | 100.00                 |   |
|    | <b>Sub Total (80%)</b>  | <b>5501.17</b>         | <b>As pert rule 5 (2) of CAF Rules-2018. 80% NPV</b>    |
| 3  | a Establishment, up-gradation and Maintenance modern nurseries  | 60.00                  |   |
|    | b Promoting conservation,   | 91.33                  |   |
|    | d Maintenance of inspection paths, old fencing, Forests roads, water connectivity and other related activities. | 35.00                  |   |
|    | e Construction of residential and official buildings in forest for frontline staffs.                            | 450.00                 |   |
|    | f Casual engagement of local people   | 598.96                 |   |
|    | g Survey and mapping of forest areas.   | 100.00                 |   |
|    | h Independent concurrent monitoring.  | 20.00                  |   |
|    | i Publicity -cum-awareness programme and exhibition   | 20.00                  |   |
|    | <b>Sub Total (20%)</b>  | <b>1375.29</b>         | <b>(3) As pert rule 5 of CAF Rules-2018. 20% of NPV</b> |
|    | <b>Total:-</b>  | <b>6876.46</b>         |   |

**(C) Activities under interest accrued on deposits in State Fund**

| SN   | Component   | Total Amt. for 2025-26 | Remarks                        |
|------|---|------------------------|--------------------------------|
| 6(a) | Disbursement of salary and allowances.  | 190.00                 | Rule 6(a)(iv)                  |
| 6(a) | Equipments/ devices used for communication/ IT initiatives/ Awareness equipments. | 110.00                 | Rule 6(a)(vi)                  |
| 6(b) | Others activities for management of forests and wildlife.                         | 200.00                 | Rule 6(b) (I, ii, iii, v & vi) |
|      | <b>Total:-</b>  | <b>500.00</b>          |                                |



**(D) Abstract of APO Tripura CAMPA other than CA & NPV for the year 2025-26**

| SN             | Component                    | Total Amt. for 2025-26 |
|----------------|------------------------------|------------------------|
| 1.             | Reclamation Cost.            | 4.38                   |
| 2.             | Dwarf species                | 14.44                  |
| 3.             | Raising of Avenue plantation | 251.65                 |
| 4.             | Others Plan                  | 226.39                 |
| <b>Total:-</b> |                              | <b>496.86</b>          |

**Abstract of APO 2025-26**


| SN                   | Component                           | Total Amt. for 2025-26 (in Lakh) |
|----------------------|-------------------------------------|----------------------------------|
| A.                   | Compensatory Afforestation.         | 1389.97                          |
| B.                   | Net Present Value.                  | 6876.46                          |
| C.                   | Expenditure under interest accrued. | 500.00                           |
| D.                   | Other than CA & NPV.                | 496.86                           |
| <b>Grand Total:-</b> |                                     | <b>9263.29</b>                   |



#### Part IV

#### Measurable output of all physical activities and targets of each permissible activity along with the period required for achieving the measurable output

- Increase In Dense (DF) and Moderately Dense Forest (MDF) cover. (3 yrs)
- Protection of vulnerable / encroachment prone areas. (3yrs)
- Strengthening of protection activities (3 yrs)
- Ground water recharge & reduction of soil erosion/ floods (5 yrs)
- Meeting demands of fodder / bamboo shoot (5 yrs)
- Production of quality planting material (QPM) (1 yr)
- Capacity building of frontline staffs (2 yrs)
- Wildlife management & reduction in man animal conflict (3 yrs)
- Proper documentation (1 year)
- Awareness generation (1 year)

  
(Shri R. K. Samal, IFS)  
Chief Executive Officer  
Tripura CAMPA  
& Member-Secretary  
State Authority

\*\*\*\*\*



**Minutes of Meeting of the Executive Committee (EC) of State Authority under Tripura  
CAMPA held on 28<sup>th</sup> April, 2025 in the Conference Hall of Aranya Bhawan, Pandit Nehru  
Complex, Agartala, West Tripura**

The meeting of the Executive Committee (EC) of the Tripura CAMPA was held on 28<sup>th</sup> April, 2025 at 03.00 PM under chairmanship of the Principal Chief Conservator of Forests & HoFF, Tripura (Chairman of the EC) in the Conference Hall of Aranya Bhawan, Pt. Nehru Complex, Agartala.

The names of the officers who attended the said meeting are attached at Annexure-‘A’.

The agenda of the meeting were:

1. Approval of the Annual Plan of Operation (APO) for the financial year 2025-26.
2. Achievement of Tripura CAMPA during the financial Year 2024-25.
3. Present Status of the State Compensatory Afforestation Funds (State CAF).
4. Misc. issues.

At the outset, the Chief Executive Officer (CEO), Tripura CAMPA welcomed all the participants and briefed about the agenda of the meeting for discussion/approval. There was a detailed PowerPoint presentation and deliberation on the agenda of the meeting. After exhaustive deliberations, the Executive Committee unanimously decided the following:-

1. The Committee has approved the consolidated Annual Plan of Operation for FY-2025-26 prepared district wise digitally (for the first time) on Parivesh 2.0 Portal. The total proposed outlay for the APO 2025-26 is Rs. 92.63 crore. An abstract of the component wise proposed amounts are as follows –

| Sl. No.              | Components                                 | Proposed Outlay (Rs. In crore) |
|----------------------|--|--------------------------------|
| 1.                   | Compensatory Afforestation                 | 13.90                          |
| 2.                   | Net Present Value                          | 68.76                          |
| 3.                   | Expenditure under interest accrued         | 5.00                           |
| 4.                   | Other Mandatory Activities (other than CA) | 4.97                           |
| <b>Grand Total :</b> |  | <b>92.63</b>                   |

2. A detailed presentation was given about the target and achievements of Financial year 2024-25. The important ones are mentioned here :

| Compensatory Afforestation:  | Target ( Ha) | Achievement ( Ha) |
|------------------------------|--------------|-------------------|
|                              | 544.828      | 380.84            |
| • NPV ( plantation)- All ANR | 1000.00      | 959.67            |
| • NPV( Chainlink Fencing)    | 57.18        | 57.18             |
| • NPV( Check Dam) - Numbers  | 83           | 83                |
| • NPV( Constructions)- Units | 10           | 10                |

3. The present status of the State Compensatory Afforestation Funds (State CAF) in respect of the Tripura CAMPA was also placed before the Committee. The total fund availability with the State Compensatory Afforestation Fund (SCAF), Tripura under HoA-8121 maintained by the Finance Department, GoT is as follows –

| Sl. No. | Component | Available amount under SCAF as on<br>01/04/2025 (Rs. is in crore) |
|---------|-----------|---|
|---------|-----------|---|



|              |                                 |               |
|--------------|---------------------------------|---------------|
| 1.           | Compensatory Afforestation (CA) | 83.57         |
| 2.           | Net Present Value (NPV)         | 342.87        |
| 3.           | Interest                        | 56.19         |
| 4.           | Others                          | 56.97         |
| <b>Total</b> |                                 | <b>539.60</b> |

As per the Guidelines of National CAMPA All activities under Compensatory Afforestation are mandatorily allowed. Under NPV component  $\leq 20\%$  of Corpus per year in APO is allowable and 10% of Corpus under interest earned is allowed. For APO preparation. This has been adhered to.

4. The Committee has also unanimously decided that 1 (one) no. Accounts cum Auditor Officer may be engaged on outsource basis for the office of the Tripura CAMPA. As per rule 6.(a)(iv) of the CAF Rules, 2018, the salary/remuneration, etc. may be spent from the Interest Component (60% for disbursement of salary and allowances of members and staff, both regular and contractual, of the State Authority).

The meeting ended with thanks to all participants.

**Signed by Rabindra Kumar Samal**

(Shri B.K. Samal, IES)

**Date: 01-05-2025 17:54:47**

Principal Chief Conservator of Forests & HoFF, Tripura  
& CEO, Tripura CAMPA  
(Chairman cum Member Secretary of EC)

No.F.6-419/CAMPA-11/For-FC-2019/ 108-26

Dated: 01/05/2025

**Copy for information to:**

1. The PS to the Principal Chief Conservator of Forests & HoFF (Chairman of EC).
2. The PS to the Chief Wildlife Warden, Tripura-Member, ex-officio.
3. The Chief Conservator of Forests, (P & D) - Member, ex-officio.
4. The Chief Conservator of Forests, (Forestry Research) - Member, ex-officio.
5. The Nodal Officer, SFDA- Member, ex-officio.
6. The Chief Conservator of Forests (Territorial) - Member, ex-officio.
7. The Secretary, Finance Department, Govt. of Tripura - Member, ex-officio.
8. The Special/Addl. Secretary (RD), Govt. of Tripura - Member, ex-officio.
9. The Special/Addl. Secretary (Revenue), Govt. of Tripura - Member, ex-officio.
10. The Director (Science & Technology), Govt. of Tripura - Member, ex-officio.
11. The Director (Planning), Govt. of Tripura - Member, ex-officio.
12. The Director (Tribal Welfare), Govt. of Tripura - Member, ex-officio.
13. The Director (Panchayat), Govt. of Tripura - Member, ex-officio.
14. The Director (Agriculture), Govt. of Tripura - Member, ex-officio.
15. The Joint Secretary, Finance Department (Financial Controller, Financial Advisor) -Member, ex-officio.
16. Sri Chirabrata Debnath, PRDO RD. Panchayat Raj Training Institute, Udaipur, Gomati District, M-9436743913-Member.
17. Sri Pritam Bhattacharjee, PRDO HM. Panchayat Raj Training Institute, Kumarghat, Unakoti District, M-7005251553/9774135183.
18. Sri Atul Debbarma, Expert on tribal matter/representative of tribal community, Thakur Palli Road, Opposite of Satsanga Ashram, Krishnanagar, Agartala, M-9436459290.

**Copy also to:**

The Chairman of the Steering Committee (Chief Secretary, GoT) State Authority (Tripura CAMPA) for kind information.



**Annexure-I**

| Sl. No. | Name                         | Designation  |
|---------|------------------------------|--|
| 1.      | Shri R.K Samal, IFS.         | PCCF & HoFF, Tripura and Principal Secretary (Forests), (Chairman of the Executive Committee, Tripura CAMPA) & CEO, Tripura CAMPA (Member Secretary, EC, Tripura CAMPA), Chief Wildlife Warden, Tripura. |
| 2.      | Dr. K. Sasikumar, IFS.       | CCF (Territorial)  |
| 3.      | Shri Chandra Krishna Malsom. | Deputy Secretary, Revenue Department.  |
| 4.      | Shri Rajib Gope.             | PO, Panchayat Department.  |
| 5.      | Shri Chirabrata Debnath.     | Panchayati Raj Institute (RD)  |
| 6.      | Shri Animesh Debbarma.       | Under Secretary, Rural Dev. Department.  |
| 7.      | Shri Avijit Reang.           | Joint Director, Tribal Welfare Department.   |
| 8.      | Shri Sushanta Debbarma.      | Dy. Director, Planning Department.   |
| 9.      | Shri Moulindu Debbarma.      | Scientific Officer, DSTE   |
| 10.     | Shri Dinesh Debbarma.        | Under Secretary, Finance Department  |
| 11.     | Smt. Paushali Roy, IFS.      | Director, Tripura State Forest Academy   |



**Minutes of the Meeting of the Steering Committee of the State Authority,  
Tripura CAMPA held on 19<sup>th</sup> May, 2025 in the Conference Hall - II of the  
Civil Secretariat, Tripura, Agartala**

The meeting of the Steering Committee of Tripura CAMPA was held on 19<sup>th</sup> May, 2025 at 04:00 PM under the chairmanship of the Chief Secretary, Govt. of Tripura in the Conference Hall-II of the Civil Secretariat, Tripura, Agartala.

The names of the officers who have attended the said meeting are given at **Annexure-‘P’**.

At the outset, the Chief Executive Officer, Tripura CAMPA welcomed all and briefed about the agenda of the meeting for discussion / approval. The agenda of the meeting were –

1. Approval of the APO for the financial year 2025-26.
2. Achievement of Tripura CAMPA during the FY 2024-25.
3. Present Status of the State Compensatory Afforestation Funds (State CAF).
4. Misc. issues.

There had been a detailed presentation and deliberations on the agenda of the meeting and the Committee unanimously decided the following -

1. All the activities of the consolidated APO, after consolidation of the APOs prepared digitally on the Parivesh 2.0 Portal by the DFOs, for the FY 2025-26 in respect of Tripura CAMPA against different heads as abstracted below are approved–

**A. Under Compensatory Afforestation (CA) Component –**

|   |                         |
|---|-------------------------|
| i. Creation of new CA Plantation – 583.08 Ha          | Rs. 349.85 lakh         |
| ii. Maintenance of 3196.614 Ha older CA Plantation    | Rs. 302.12 lakh         |
| iii. Advance works for 600.0 Ha 2026-27 CA plantation | Rs. 738.00 lakh         |
| <b>Total :</b>  | <b>Rs. 1389.97 lakh</b> |

**B. Under Net Present Value (NPV) – 80% -**

|   |                  |
|---|------------------|
| a. Assisted natural regeneration (ANR)  | Rs. 981.83 lakh  |
| b. Artificial Regeneration (AR)   | Rs. 1527.84 lakh |
| c. Silvicultural operations in forest.  | Rs. 80.30 lakh   |
| d. Protection of plantations and forests.   | Rs. 1500.00 lakh |
| e. Pest and Disease control in forests  | Rs. 73.95 lakh   |
| f. Forest fire prevention and control operations  | Rs. 95.00 lakh   |
| g. Soil & Moisture Conservation works in forest.  | Rs. 540.00 lakh  |
| i. Improvement of wildlife habitat as provided in the approved wildlife management plan or working plan | Rs. 602.25 lakh  |
| m. Management of biological Biodiversity.   | Rs. 100.00lakh   |



**Sub Total (80%) Rs. 5501.17 lakh**

**Under Net Present Value (NPV) – 20% -**

|  |                         |
|--|-------------------------|
| a. Establishment, up-gradation and Maintenance modern nurseries.   | Rs. 60.00 lakh          |
| b. Promoting Conservation  | Rs. 91.33 lakh          |
| d. Maintenance of inspection paths, old fencing, Forests roads, water connectivity and other related activities. | Rs. 35.00 lakh          |
| e. Construction of residential and official buildings in forest for frontline staffs.                            | Rs. 450.00 lakh         |
| f. Casual engagement of local people   | Rs. 598.96 lakh         |
| g. Survey and mapping of forest areas.   | Rs. 100.00 lakh         |
| h. Independent concurrent monitoring.  | Rs. 20.00 lakh          |
| i. Publicity cum awareness programme and exhibition.   | Rs. 20.00 lakh          |
| <b>Sub Total (20%)</b>   | <b>Rs. 1375.29 lakh</b> |

**C. Under Interest Component --**

|  |                        |
|--|------------------------|
| 6(a) Disbursement of salary and allowances.  | Rs. 190.00 lakh        |
| 6(a) Equipments/ devices used for communication/ IT initiatives/ Awareness equipments. | Rs. 110.00 lakh        |
| 6(b) Others activities for management of forests and wildlife.                         | Rs. 200.00 lakh        |
| <b>Total:-</b>   | <b>Rs. 500.00 lakh</b> |

**D. Other mandatory activities other than CA –**

|  |                        |
|--|------------------------|
| 1. Reclamation Cost.                   | Rs. 4.38 lakh          |
| 2. Raising of Dwarf species plantation | Rs. 14.45 lakh         |
| 3. Raising of Avenue plantation        | Rs. 251.65 lakh        |
| 4. Wildlife Mitigation Plan & others.  | Rs. 226.39 lakh        |
| <b>Total:-</b>                         | <b>Rs. 496.86 lakh</b> |

**ABSTRACT OF THE APO 2025-26**

| Sl. No. | Components                          | Total amount earmarked for the FY 2025-2026 (Rs. in lakh) |
|---------|-------------------------------------|---|
| A.      | Compensatory Afforestation (CA).    | 1389.97   |
| B.      | Net Present Value (NPV).            | 6876.46   |
| C.      | Activities under interest accrued.  | 500.00  |
| D.      | Mandatory Activities other than the | 496.86  |



|  |                      |                |
|--|----------------------|----------------|
|  | CA.                  |                |
|  | <b>Grand Total :</b> | <b>9263.29</b> |

The APO for 2025-26 for the above amount of Rs. 9263.29 crore is approved.

2. The achievements of the works under the approved APO of the last FY (2024-25) were presented before the committee.
3. Fund availability with the State Compensatory Afforestation Fund (SCAF) of Tripura CAMPA under HoA-8121 maintained by the Finance Department, GoT was presented to the committee. The status is as under -

| Sl. No. | Components                      | Available amount under SCAF as on 01/04/2025 (figures in crore) |
|---------|---------------------------------|---|
| 1.      | Compensatory Afforestation (CA) | 83.57   |
| 2.      | Net Present Value (NPV)         | 342.87  |
| 3.      | Interest                        | 56.19   |
| 4.      | Others                          | 56.97   |
|         | <b>Total</b>                    | <b>539.60</b>   |

The meeting ended with thanks to all participants.

Sd/-  
(J. K. Sinha, IAS)  
Chief Secretary  
(Chairperson of Steering Committee)



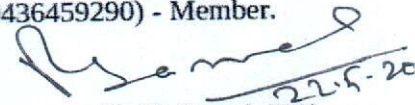
No. F. 6-419 / CAMPA-11 / For-FC-2019 / 256-70

Office of the Chief Executive Officer  
**Tripura Compensatory Afforestation Fund Management and Planning Authority**  
Aranya Bhawan, Pandit Nehru Complex  
Kunjaban, Agartala  
Tripura (West) - 799006

Dated.. 22 / 05 / 2025

**Copy for information to:-**

1. The PS to the Chief Secretary, Govt. of Tripura (Chairman of the Steering Committee) State Authority (Tripura CAMPA) for kind information of the Chief Secretary, Tripura.
2. The PPS to the Principal Chief Conservator of Forests & HoFF for information of the PCCF & HoFF, Tripura - Member.
3. The PS to the Chief Wildlife Warden, Tripura for information of the CLWL, Tripura, Member.
4. The PS to the Principal Secretary, Finance for information of the Principal Secretary, Finance Department, Govt. of Tripura- Member.
5. The PS to the Principal Secretary, Planning for information of the Principal Secretary, Planning Department, Govt. of Tripura- Member.
6. The PS to the Principal Secretary, Rural Development for information of the Principal Secretary, Rural Development, Govt. of Tripura- Member
7. The PS to the Principal Secretary, Revenue for information of the Principal Secretary, Revenue, Govt. of Tripura- Member.
8. The PS to the Principal Secretary, Agriculture for information of the Principal Secretary, Agriculture, Govt. of Tripura- Member.
9. The PS to the Principal Secretary, Tribal Welfare Department for information of the Principal Secretary, Tribal Welfare Department, Govt. of Tripura- Member.
10. The PS to the Principal Secretary, Panchayati Raj for information of the Principal Secretary, Panchayati Raj, Govt. of Tripura- Member.
11. The PS to the Principal Secretary, Science & Technology and Environment for information of the Principal Secretary, Science & Technology and Environment, Govt. of Tripura- Member.
12. The Deputy Director General of Forests (Central), Ministry of Environment, Forest & Climate Change, North Eastern Regional Office, Law-U-Sib, Lumbatngen, Near MTC Workshop, Shillong-Member.
13. The Nodal Officer, the Forest (Conservation) Act, 1980- Member.
14. The Nodal Officer, SFDA - Member.
15. Sri Atul Debbarma, Expert on tribal matter / representative of tribal community, Thakur Palli Road, Opposite to Satsangha Ashram, Krishnanagar, Agartala (M-9436459290) - Member.

  
(R. K. Samal, IFS)

Principal Secretary, Forests cum  
PCCF & HoFF, Tripura & Chief Executive Officer,  
Tripura CAMPA



**List of officers who attended the Steering Committee Meeting of  
the Tripura CAMPA held on 19.05.2025**

| <b>Sl.<br/>No.</b> | <b>Name</b>                   | <b>Designation</b>  |
|--------------------|-------------------------------|---|
| 1.                 | Shri J. K. Sinha, IAS.        | Chief Secretary, Govt. of Tripura.  |
| 2.                 | Shri R. K. Samal, IFS.        | PCCF & HoFF, Tripura and Principal Secretary (Forests), Govt. of Tripura; & CEO, CAMPA (Member Secretary, Steering Committee, Tripura CAMPA) & CWLW, Tripura. |
| 3.                 | Shri P. L. Agrawal, IFS       | Nodal Officer, SFDA   |
| 4.                 | Shri Chaitanya Murti, IFS.    | NO, FCA.  |
| 5.                 | Shri B. Pandey, IAS.          | Secretary, Tribal Welfare Dept. & Revenue Dept. Govt. of Tripura.   |
| 6.                 | Shri Apurba Roy, IAS.         | Secretary, Finance Dept. and Agriculture Dept., Govt. of Tripura.   |
| 7.                 | Shri L. T. Darlong, IAS.      | Secretary, Planning Dept., Govt. of Tripura.  |
| 8.                 | Shri K. Sasikumar, IFS.       | Secretary, Science, Technology and Environment, Govt. of Tripura.   |
| 9.                 | Shri N. K. Chanchal, IFS.     | Deputy CEO, Tripura CAMPA.  |
| 10.                | Shri B. Chaudhuri, IFS.       | DCF, CAMPA.   |
| 11.                | Shri Jashpaul Debbarma, TFS-I | DCF, CAMPA.   |