



Letter No.: 233

Dated: 25/06/2018

To

Shri D.K Sinha,  
CEO, Ad-hoc CAMPA,  
Ministry of Environment, Forest & Climate Change.  
Indira Paryavaran Bhawan,  
Room No. 506, Agni Wing,  
Jorbag, New Delhi-110003

**Sub. : Submission of Annual Plan of Operation of Jharkhand CAMPA for the Year 2018-19**

Sir,


Please find enclosed the Annual Plan of Operation (APO) of Jharkhand CAMPA for the year 2018-19. The APO has been approved by the State Level Steering Committee in its meeting held on 11<sup>th</sup> June, 2018 under the Chairmanship of the Chief Secretary, Jharkhand (copy of the proceedings of the meeting enclosed).

Total amount of APO 2018-19 as approved by the Steering Committee is for Rs. 40955.967 lakh (Rs. Four hundred nine crore fifty five lakh ninety six thousand and seven hundred) only.

The prescribed forms and provisions of draft Compensatory Afforestation Fund Rules, 2018 as notified by the Ministry on 16<sup>th</sup> Feb, 2018 have been kept in mind while preparing the APO. It is requested to kindly consider the sanction of the APO for the current financial year and to release the amount at the earliest.

Encl.-As above.

Yours faithfully,

  
(Sanjay Srivastava)  
Additional Principal Chief Conservator of Forest,  
CAMPA, Jharkhand

*Adhoc - CAMPA*  
*7/7/18*  
*in hand*  
*Sub-up to day*

Proceedings of the meeting of the State Level Steering Committee of Jharkhand CAMPA held on 11<sup>th</sup> June, 2018 under the chairmanship of the Chief Secretary, Govt. of Jharkhand.

1. A meeting of the State Level Steering Committee of Jharkhand CAMPA was held on 11<sup>th</sup> June, 2018 under the chairmanship of the Chief Secretary, Jharkhand.
2. List of participants is enclosed (Annexure-I).
3. The agenda items were taken up for discussion and following decisions were taken :-
  - a) **Agenda No. 1 :** The proceedings of the last meeting of the State Level Steering Committee held on 29<sup>th</sup> May, 2017 were confirmed. It was decided to organize the State Level Steering Committee meeting atleast twice a year as prescribed in the rules.
  - b) **Agenda No. 2 :** *Ex-post facto* approval was accorded by the Committee for the following works undertaken in 2017-18 :
    - (i) DGPS survey work carried out for 7589 forest boundary pillars in seven Forest Divisions at a cost of Rs. 71.586 lakhs to create and regularly update GIS based decision support database; and
    - (ii) Release of Rs. 1259.60 lakhs as 50% cost of construction of 67 sets of 4-units of Forest Guard quarters in view of revised design adopted under the State Plan scheme, as against the approved APO for construction of 113 no. of single-unit quarters for Rs. 1130.00 lakh, in order to instil confidence and provide safety to frontline staff in the field that has witnessed absence of forest field.
  - c) **Agenda No. 3 :** Total fund availability for Jharkhand CAMPA during 2018-19 would be to the tune of Rs. 440 crore. The proposals placed before the Committee in respect of APO 2018-19 were discussed and the APO for 2018-19 was approved with additional provisions for the following:
    1. With a view to add value to sustainable harvest of medicinal plants and support livelihoods of forest-dependent communities, Common Facility Centres for processing of medicinal plants be established in Sahebganj, Deoghar and Bokaro as a part of a pilot project. Such Centres may have a direct linkage with the market. Improved livelihoods would help participation of local communities and thus sustainable forest management;
    2. Construction of Forest Guard quarters in Forest Divisions may be taken up by keeping to the extent possible their location and aesthetics in tune with the local surroundings ;
    3. The work of need-based repair of forest roads may be taken up on priority for better connectivity and protection of forests; and
    4. Third party monitoring of CAMPA works may be undertaken in line with the framework being developed by Ad-hoc CAMPA, Govt. of India for monitoring of CAMPA works.

The Executive Summary of the APO 2018-19 (Rs. 40955.967 lakh) as approved by the Steering Committee is enclosed as Annexure-II.

*SL*

*[Signature]*

*[Signature]*

*[Signature]*

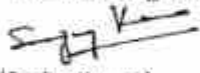
*[Signature]*


*[Signature]*

*[Signature]*


- 3
- d) **Agenda No. 4:** There is a need to immediately incur expenditure for completion and maintenance works under ongoing schemes which are continuing from previous years. These completion and maintenance works are part of the APO 2018-19 as being approved by the Steering Committee. Therefore, the Committee approved the expenditure on such completion and maintenance works from available funds, in anticipation of approval of APO 2018-19 by Govt. of India.
- e) **Agenda No. 5:** The proposal to release the balance amount of Rs. 597.810 lakh towards completion of linear bamboo gabion plantation under Compensatory Afforestation scheme of Dumka Forest Division was approved. This approval has been necessitated because of the inadvertent application of the Schedule of Rates for a different type of scheme leading to approval of lower than required funds for this scheme in APO 2017-18.
- f) **Agenda No. 6:** The status in respect of 12 points contained in the Check List as per the Ad-hoc CAMPA letter No. 15 -2(0)/2017-CAMPA, dated 21.02.2017; status of additional physical and financial targets for the current year APO; and the information sought by MoEF&CC vide its letter dated 12.12.2017 about annual physical and financial achievements from CAMPA funds, which are required to accompany APO 2018-19, was noted. It was decided to enclose a copy of these information with the proceedings of the meeting (Annexure-III).
- g) **Agenda No. 7: Others:** In addition to the above, the Committee observed that in order to have better dissemination of information and knowledge towards wildlife, audio-visual facilities may be developed at appropriate places with prominent signages and display boards with frequent educational shows and quizzes etc. for the public.


The meeting ended with a vote of thanks to the Chair.

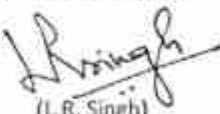
  
(Sanjay Kumar)  
Principal Chief Conservator of Forests  
& HoFF, Jharkhand

  
(I.S. Chaturvedi)  
Additional Chief Secretary  
Deptt. of Forest, Env't. & Climate  
Change, Govt. of Jharkhand


  
(Sudhir Tripathi)  
Chief Secretary  
Govt. of Jharkhand


  
(Satendra Singh)  
Secretary (Expenditure)  
Deptt. of Finance, Jharkhand


  
(Shashi Nandkalyan)  
PCCF & Executive Director-cum- Nodal  
Officer, Jharkhand

  
(L.R. Singh)  
Principal Chief Conservator of Forests,  
Wildlife & CWLW, Jharkhand

  
(Vasant Kiran Babu)  
Representing:  
Addl. Principal Chief Conservator of  
Forests (Central), MoEF&CC, Ranchi

  
(Shamshad Alam)  
Representing:  
Secretary,  
PRADAN, Ranchi

  
(Sanjay Srivastava)  
Additional Principal Chief Conservator of  
Forests, CAMPA, Jharkhand

  
(Dr. A.K. Mandal)  
Representing:  
Secretary, R K Mission, Ranchi



Annexure-IList of participants in the meeting of the State Level Steering Committee of Jharkhand CAMPA held on 11<sup>th</sup> June, 2018

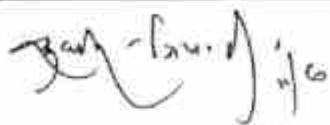


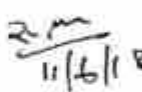


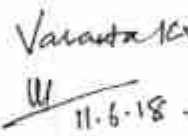

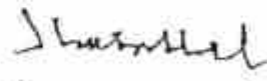

1. Shri Sudhir Tripathi, Chief Secretary, Jharkhand (Chairperson);
2. Shri I.S. Chaturvedi, Additional Chief Secretary, Department of Forest, Environment & Climate Change, Govt. of Jharkhand;
3. Dr. Sanjay Kumar, Principal Chief Conservator of Forests & HoFF, Jharkhand;
4. Shri L.R. Singh, Principal Chief Conservator of Forests, Wildlife & Chief Wildlife Warden, Jharkhand;
5. Shri Shashi Nandkeolyar, PCCF & Executive Director, Wasteland Development Board –cum- Nodal Officer, FC Act, Jharkhand
6. Shri Satendra Singh, Secretary ( Expenditure), Dept. of Finance, Govt. of Jharkhand
7. Shri Vasant Kiran Babu, Deputy Conservator of Forests (Central), Ministry of Environment, Forests & Climate Change, Govt. of India, East-Central Region, Ranchi;
8. Dr. A.K. Mandal, Representative of Ram Krishna Mission, Ranchi (NGO Member);
9. Shri Shamshad Alam, Representative of PRADAN, Ranchi (NGO Member); and
10. Dr. Sanjay Srivastava, Additional Principal Chief Conservator of Forests, CAMPA, Jharkhand, Ranchi (Member-Secretary).

.....



दिनांक 11.06.2018 को मुख्य सचिव, झारखण्ड, राँची की अध्यक्षता में आयोजित  
झारखण्ड कैम्पा परिचालन समिति (Steering Committee) की बैठक

उपस्थिति :-

क्र० सं०	पदाधिकारी/सदस्यगण का पदनाम	हस्ताक्षर
1	मुख्य सचिव, झारखण्ड, राँची	अध्यक्ष 
2	अपर-मुख्य सचिव, (दपप) वित्त एवं योजना विभाग, झारखण्ड, राँची	सदस्य 
3	अपर मुख्य सचिव, वन, पर्यावरण एवं जलवायु परिवर्तन विभाग, झारखण्ड, राँची	सदस्य 
4	प्रधान मुख्य वन संरक्षक, झारखण्ड, राँची	सदस्य 
5	प्रधान मुख्य वन संरक्षक, वन्यप्राणी एवं मुख्य वन्यप्राणी प्रतिपालक, झारखण्ड, राँची	सदस्य 
6	प्रधान मुख्य वन संरक्षक-सह- कार्यकारी निदेशक, बंजर भूमि विकास बोर्ड, झारखण्ड, राँची	सदस्य 
7	अपर प्रधान मुख्य वन संरक्षक (केन्द्रीय), पर्यावरण, वन एवं जलवायु परिवर्तन मंत्रालय, भारत सरकार, क्षेत्रीय कार्यालय श्यामली कॉलोनी, झारखण्ड, राँची	सदस्य for 
8	सचिव, रामकृष्ण मिशन आश्रम, मोराहाबादी, राँची	सदस्य 
9	सचिव, प्रदान, अशोकनगर, राँची	सदस्य 
10	अपर प्रधान मुख्य वन संरक्षक, कैम्पा, झारखण्ड, राँची	सदस्य-सचिव 
11		
12		
13		

**JHARKHAND CAMPA**  
**Annual Plan of Operation 2018-19**  
**Executive Summary**

*(As recommended by the State CAMPA Steering Committee in its meeting held on 11<sup>th</sup> June, 2018)*

The Annual Plan of Operation (APO) for the year 2018-19 consists of three parts as per details given below:

**Part-I : Compensatory/ Penal Compensatory Afforestation (CA/PCA)**

**Part-IA :** Activities to be undertaken for completion and maintenance of old plantations under Compensatory Afforestation (CA), Penal Compensatory Afforestation (PCA) and compliance of additional conditions stipulated by Government of India while according forest clearances under Forest (Conservation) Act, 1980;

**Part-IB :** New activities proposed under CA, PCA and compliance of additional conditions.

**Part-II : Net Present Value (NPV)**

**Part-IIA :** Activities to be undertaken for completion and maintenance of old plantations under Net Present Value (NPV) component;

**Part-IIB :** New activities proposed under NPV component; and

**Part-III : Compensatory Building Construction :** Construction of buildings in lieu of buildings damaged due to NHAI Project of NH-33 Widening in Hazaribag.

A sum of Rs. 40955.967 lakh (Rupees Four hundred nine crore fifty five lakh ninety six thousand and seven hundred only) is required to implement various activities proposed in the APO, the details of which are given below:

**Part-I: Compensatory/ Penal Compensatory Afforestation (CA/PCA)**  
**(Rs. 10742.520 lakh)**

**Part-IA : Completion & Maintenance of old plantations (Rs. 3025.765 lakh) :** The physical and financial targets of various activities proposed under this head are as follows:

SLNo.	Activities	Unit	Outlay (Rs. in lakh)
1	Completion of block plantations, 2 <sup>nd</sup> year work	1868.239 Ha	497.837
2	Completion of linear plantations, 2 <sup>nd</sup> year work	13.237 Km	17.256
3	Completion of gabion plantations, 2 <sup>nd</sup> year work	174166 Gabions	599.954
4	Maintenance of block plantations, 3 <sup>rd</sup> year work	4581.552 Ha	483.907
5	Maintenance of linear plantations, 3 <sup>rd</sup> year work	27.500 Km	39.229
6	Maintenance of gabion plantations, 3 <sup>rd</sup> year work	175720 Gabion	601.818
7	Maintenance of block plantations, 4 <sup>th</sup> year work	3172.275 Ha	306.270
8	Maintenance of linear plantations, 4 <sup>th</sup> year work	184.780 Km	78.247

Sl.No.	Activities	Unit	Outlay (₹ in lakh)
9	Maintenance of gabion plantations, 4 <sup>th</sup> year work	31254 Gabion	107.041
10	Maintenance of block plantations, 5 <sup>th</sup> year work	1605.570 Ha	139.871
11	Maintenance of linear plantations, 5 <sup>th</sup> year work	6.00 Km	5.042
12	Maintenance of gabion plantations, 5 <sup>th</sup> year work	1000 Gabion	1.787
13	Maintenance of block plantations, 6 <sup>th</sup> year work	3004.870 Ha	56.318
14	Maintenance of gabion plantations, 6 <sup>th</sup> year work	36000 Gabion	64.328
15	Maintenance of block plantations, 7 <sup>th</sup> year work	2319.559 ha	26.860
	<b>Total</b>		<b>3025.765</b>

**Part-IB : New activities proposed under CA, PCA and compliance of additional conditions (Rs. 7716.755 lakh) :** The physical and financial targets of various activities proposed under this head are as follows:

Sl.No.	Activities	Unit	Outlay (Rs.in lakh)
1	Advance work for block plantations (Forest land)	3506.691 Ha	3510.301
2	Advance work for block plantations (Non-Forest land)	1186.078 Ha	1201.636
3	Advance work for block plantations-PCA (Forest land)	569.250 Ha	626.479
4	Advance work for block plantations-Safety Zone (Forest land)	39.125 Ha	46.911
5	Advance work for linear plantations (Condition compliance)	96.320 Km	1590.063
6	Advance work for linear plantations (Condition compliance)	610 Gabion	14.790
7	Silvicultural operation (Condition compliance)	200.000 Ha	73.962
8	Wildlife management scheme (Condition compliance)		454.506
9	Construction of Check dam (Condition compliance)	18 Nos.	120.000
10	Conservation of Flora & Fauna (Condition compliance)	4607.84 Ha	38.666
11	Creation of Water-hole (Condition compliance)		20.000
12	Fire protection (Condition compliance)		3.040
13	Vulture conservation (Condition compliance)		16.400
	<b>Total</b>		<b>7716.755</b>
	<b>Grand Total</b>		<b>10742.520</b>

**Part-II : Net Present Value (NPV) (Rs. 30143.498 lakh)**

**Part-IIA : Completion & Maintenance of old plantations (Rs. 2071.171 lakh) :** The physical and financial targets of various activities proposed under this head are as follows :

Sl.No.	Activities	Unit	Outlay (Rs. in lakh)
1	Maintenance of block plantations, 3 <sup>rd</sup> year work	3491.500 Ha	411.343
2	Maintenance of block plantations, 4 <sup>th</sup> year work	6624.000 Ha	727.780
3	Silviculture, Natural Regeneration & SMC, 2 <sup>nd</sup> year work	2199.430 Ha	221.905
4	Silviculture, Natural Regeneration & SMC, 3 <sup>rd</sup> year work	850.000 Ha	14.729
5	Maintenance of Permanent Nurseries	86.250 Ha	695.414
	<b>Total</b>		<b>2071.171</b>



Part-II.B : New activities (Rs. 28072.327 lakh) : The physical and financial targets of various new activities areas as follows:

Sl. No.	Activities	Unit	Outlay (Rs. in lakh)
<b>Natural Forest Management</b>			
1	Silviculture, Natural Regeneration & SMC, 1 <sup>st</sup> year work	12400.00 Ha	4585.661
2	Check dams/earthen water retention structures	330 Nos.	1980.000
3	Development/ strengthening of Permanent Nursery Infrastructure		100.000
	<b>Total</b>		<b>6665.661</b>
<b>Forest Protection</b>			
4	Normal building repair (Frontline staff quarters :FRO-121 + Fr-210 + FG-540 = 871, Barrack-9, Hazat-30, Check Naka-49& RI Hut-9)	968 Nos.	403.860
5	Construction of new building (Frontline staff quarters: FROs' Office-cum-Residence 29 + Fr Qrs23 + FG Qrs. (Completion 67 sets of 4 units& 160-sets of 4 units = 279)	279 Nos.	7067.752
6	Normal repair of forest roads.	2670.36 Km	386.767
7	Construction of causeway/culvert	121 Nos.	666.569
8	Consolidation of boundary pillars	55555 Nos.	1871.648
9	Construction of Boundary wall- 2158' (FTS, Mahilong- 1958' & Betla of PTR- 200)	2 Nos.	48.468
10	Purchase of vehicles (4-wheeler) for frontline staff	32Nos.	256.000
11	Distribution of improved cook stove and solar lantern in forest fringe villages	6623 HH	397.380
12	Deployment of Home Guards @ Rs. 450/- per day (Apr 18-June 18)	650 Nos.	266.175
	Deployment of Home Guards @ Rs. 450/- per day (July 18-Mar 19)	305 Nos.	376.065
13	Deployment of members of JFMCs/EDCs for protection of forests @ Rs. 237.38 x 26 x 9 months (July 18-March 19)	305 Nos.	169.418
14	Provision of PQL for patrolling vehicles	167 Vehicles	200.400
15	Deployment of drivers for patrolling vehicles	167 Drivers	182.584
16	Procurement of Tree Transplanter through hiring	1 No.	150.000
	<b>Total</b>		<b>12443.086</b>
<b>Working Plan and related works</b>			
17	Strengthening/ reinforcement of GIS cells	6 Nos.	110.248
18	Data collection for making Working Plans Preparation of 5000 Micro plans @ Rs. 10,000.00 per plan Capacity Building of 5000 JFMCs for making Micro Plans @ Rs. 20,000.00 per JFMC Survey and research for forest based nutrition, health and livelihood security	5000 5000	200.000 500.000 1000.000 200.000
19	Constitution of 14 Cells for preparation/completion of Forest land database under FC Act (One in each Circle level & Protected areas)	14 Cells	16.250
20	Development and strengthening of Forest Land Record Map and Database System		100.000
	<b>Total</b>		<b>2126.498</b>
<b>Biodiversity Conservation &amp; Anti-depredation measures</b>			
21	Development of Wildlife Sanctuary/ Elephant habitats		2543.100
22	Creation of Rescue Centre	1 No.	500.000
23	Anti-depredation measures		2175.784
	<b>Total</b>		<b>5218.884</b>

<b>Research activities</b>			
24	Study of Plant Diversity & Market Potential of Plant Products for Economic Upliftment of Native Tribals in West Singhbhum District (3-year Duration)	1 <sup>st</sup> Yr Work	14.151
	<b>Total</b>		<b>14.151</b>
<b>Information Technology &amp; Communication</b>			
25	Maintenance of internet connectivity in Forest Complex. Establishment/ Maintenance of Wi-Fi system in Van Bhawan. Infrastructure development for Video Conferencing (Regions). Strengthening and development of IT infrastructure in PCCF Office Strengthening and development of IT infrastructure.		200.000
	<b>Total</b>		<b>200.000</b>
<b>Action Research and Capacity Building</b>			
26	Studies, Training, Consultancy and Capacity building		150.000
27	Forest mosaic landscape development for ecosystem services		200.000
28	Common Facility Centres for processing of medicinal plants		200.000
	<b>Total</b>		<b>550.000</b>
<b>Awareness Generation, promoting voluntary activities/study tours on conservation methods and best practices</b>			
29	Awareness Generation and Promoting voluntary activity/City greening/Study tour of youth & students for supporting conservation activities		200.000
	<b>Total</b>		<b>200.000</b>
<b>Monitoring and Evaluation</b>			
30	Audit of CAMPA by Accountant General/Internal audit of CAMPA. e-Green Watch Portal – training/updating/uploading of information, etc. / Independent evaluation of works under CAMPA. Sustainable forest management cell for State Vision and Action Plan 2021. Engagement of Professionals/ Personnel for Technical support, compiling land release data, recording of receipt of related NPV, compensatory afforestation land and funds, preparation of accounting/financial/audit reports, coordination with field functionaries and the Government.		400.000
	<b>Total</b>		<b>400.000</b>
<b>Other activities</b>			
31	Wages of DEO at Forest Ranges	209 DEOs	229.389
32	4 <sup>th</sup> year maintenance of linear gabion plantation in Jharkhand High Court's new premises	1360 Gabion	4.658
33	Purchase of office & field equipment, reimbursement of travel expenses of temporary staff, etc.		20.000
	<b>Total</b>		<b>254.047</b>
	<b>Total of NPV New activities</b>		<b>28072.327</b>
	<b>Grand Total of NPV activities</b>		<b>30143.498</b>

### Part-III : Compensatory Building Construction :

34	Construction of buildings in lieu of buildings damaged due to NHAI Project of NH-33 Widening in Hazaribag District		69.949
	<b>Total</b>		<b>69.949</b>
	<b>Grand Total (CA/PCA + NPV)</b>		<b>40955.967</b>

## CHECK LIST FOR APO 2018-19

Status in respect of issues/ points contained in Check List for APO 2018-19 as per the Ad-hoc CAMPA letter No. 15-2(0)/2017-CAMPA, dated 21.02.2017

1. Check List Point No. 1 : Break up of the outlay in Annual Plan of Operation for 2018-19

Status : The break up of the outlay in APO 2018-19 is as under :

Part of APO 2018-19		Outlay (Rs. in lakh)
1	Brief History and past performance	
2	Compensatory/ Penal Compensatory Afforestation (CA/PCA)	
2.A	Completion and maintenance works under ongoing CA/PCA schemes	3025.765
2.B	New CA/PCA activities	7716.755
	<b>Sub-total</b>	<b>10742.520</b>
3	Net Present Value (NPV)	
3.A	Completion and maintenance under ongoing afforestation schemes	2071.171
3.B	New activities (plantation and other works)	28072.327
	<b>Sub-total</b>	<b>30143.498</b>
4	Compensatory Building Construction	69.949
	<b>Total</b>	<b>40955.967</b>

2. Check List Point No. 2 : *Whether the provision for Compensatory Afforestation is in line with the 5-year Action Plan. Further, (a) Please add, as Annexure, a copy of the 5-Year Action Plan together with date of its approval by the State Level Steering Committee; (b) Please indicate whether, beginning from the year 2014-15, there has been any departure from the provisions in the 5-Year Action Plan – either in physical or financial terms and, if so, indicate the year and extent of departure; (C) Please indicate year-wise CA undertaken during the year 2012-13 onwards.*

Status : (a) & (b) Preparation of Five-year Action Plan for clearing backlog of compensatory afforestation (CA/PCA) is in progress and will be completed soon. In fact the degraded forest areas identified for compensatory afforestation in case of several projects have been planted in the past prior to the constitution of Jharkhand CAMPA under other schemes and few have regenerated natural. The project-wise information in this regard is being collected along with proposal for alternative sites.

(c) Year-wise details of CA undertaken so far is as under :

FY	Non Forest Land (Ha)	Forest Land (Ha)	Total (Ha)	Linear Plantation (km)	Gabion Plantation (Nos.)
2009-10	0.000	0.000	0.000	49.00	0.00
2010-11	0.000	0.000	0.000	0.00	0.00
2011-12	6.500	5963.315	5969.815	0.00	0.00
2012-13	912.060	3725.090	4637.150	0.00	0.00



2013-14	0.000	2319.559	2319.559	0.00	0
2014-15	134.330	2870.54	3004.87	6.00	36000
2015-16	97.95	1507.62	1605.570	0.00	1000
2016-17	183.868	2988.407	3172.275	184.78	31254
2017-18	80.232	4501.600	4681.287	27.50	172520
<b>Total</b>	<b>1414.924</b>	<b>23876.131</b>	<b>25291.071</b>	<b>212.280</b>	<b>243974</b>

3. **Check List Point No. 3 :** *Whether the benchmark of 70% expenditure of past releases has been achieved. Please also mention that total balance of released CA funds at the end of the financial year and its size vis-à-vis the outlay in the APO for the current year.*

**Status :** Yes, the benchmark of 70% expenditure of past releases has been achieved. The requisite details for the period 2009-18 are as under :

1. Total Release by Ad hoc CAMPA	Rs. 115312.393 Lakh
2. Bank Interest accrued	Rs. 4588.446 Lakh
3. Total Availability (1+2)	Rs. 11990839 Lakh
4. Total Expenditure	Rs. 105467.315 Lakh
5. %age Exp. out of Sl. No. 4	87.96%
6. Balance remaining*	Rs.14433.524 Lakh
7. Outlay of APO 2018-19	Rs. 40955.967 Lakh

4. **Check List Point No. 4 :** *The dates on which Quarterly Progress Reports have been sent to the Ad-hoc CAMPA. In case the timeline of one month from the end of Quarter has not been adhered to, the reasons therefor.*

**Status :** The dates of submission of QPRs (FY 2017-18) are as under :-

- QPR-I : 30<sup>th</sup> October, 2017;  
 QPR-II : 10<sup>th</sup> November, 2017;  
 QPR-III : 19<sup>th</sup> January, 2018; and  
 QPR-IV : 26<sup>th</sup> April, 2018

Delays have been due to rectification in QPRs of field formations before compilation at Hqrs. However, the field officers have been advised to take care of the same in future.

5. **Check List Point No. 5 :** *Whether project-wise and component-wise details of all remittances made to the State accounts maintained by Ad hoc CAMPA have been furnished and reconciled with the Ad hoc CAMPA. If not, the reasons therefor, together with the details of (a) the funds claimed to be remitted by the State but not reflected in Ad hoc CAMPA accounts; and (b) the funds appearing in the State CAMPA accounts but not identified by the State.*

**Status :** The project-wise and component-wise details of all remittances made to the State accounts maintained by Ad hoc CAMPA is in progress in the office of the State Nodal Officer, FC Act and will be completed soon.

The status of reconciliation of the amount sent to Ad hoc CAMPAs is given below :-

Period	Amount remitted (Rs.)	Remarks
2006-07 to 2012-13	22,24,55,41,050	Reconciliation done except for a sum of Rs. 27,94,25,534 and Ad hoc CAMPAs informed about the same. Reconciliation underway for the remaining sum.
2013-14	2,01,90,42,448	Reconciliation in progress.
Total	24,26,45,83,498	

6. **Check List Point No. 6 :** *Whether the accounts of the State CAMPAs have been prepared in double entry format; whether their internal audit has been undertaken through a Chartered Accountant empanelled with the State AG; and whether Auditor's report has been forwarded to the State AG. The year up to which the process has been undertaken/ completed may be stated, with the reasons for backlog, if any.*

**Status :** State CAMPAs accounts have so far been prepared in single entry format only and its preparation in double entry format has not yet started. Action is being taken to prepare the accounts in double entry format. The AG-empanelled Chartered Accountant has audited the accounts up to 2012-13. Action is being taken for audit of accounts of remaining years.

7. **Check List Point No. 7 :** *Performance in relation to e-Green Watch, with detailed reasons for the inaccurate and unascertainable polygons. Please also state whether (a) scrutiny at the State Hqrs. level is undertaken before the polygons are loaded on the e-Green Watch site; and (b) the response time for queries raised by the Forest Survey of India in respect of incorrect and unascertainable polygons; and (c) whether replies have been sent to Ad-hoc CAMPAs letters dated 30<sup>th</sup> May 2016 and 20<sup>th</sup> February 2017.*

**Status :** The performance/ status of uploading of polygons on e-Green Watch Portal is enclosed. Since the predominantly aging frontline staff are very slow in learning the requisite skill, the progress is slow. However, it is picking up and the task will be completed at the earliest. Regional GIS Cells have been directed to ascertain the polygons before they are uploaded on the Portal.

8. **Check List Point No. 8 :** *Status of 3<sup>rd</sup> Party monitoring of CAMPAs Projects.*

**Status :** An expression of Interest was invited for selection of agencies/ firms/ organisations/ institutions for carrying out monitoring and evaluation of works undertaken by State CAMPAs. A total of eight agencies/ firms/ organisations/ institutions participated in the process, but none of them was found suitable by the designated committee for the job. In view of this, it was decided by the CAMPAs Executive Committee to approach IIFM, Bhopal, Institute of Forest Productivity (IFP, ICFRE), Ranchi and Wildlife Institute of India (WII), Dehradun to carry out the concurrent monitoring and evaluation of the works done under Jharkhand CAMPAs. There was positively. Under the circumstances, no decision could be taken. The above-mentioned leading national forestry/ wildlife sciences institutes were once again requested to reconsider our request for carrying out monitoring and evaluation of works undertaken by Jharkhand CAMPAs.

Further, Ad-hoc CAMPAs vide its letter no. 13-34/2016-CAMPAs dated 19.12.2017 has informed about developing a framework for monitoring of all CAMPAs works and selection of Agencies which may be deputed for this purpose.



9. **Check List Point No. 9 :** *Whether the replies to C&AG report have been finally accepted- in case of queries, whether these have been answered.*

**Status :** The response to the C&AG report has been sent to the Ad hoc CAMPA vide letter No. 530 dated 22.06.2015.

10. **Check List Point No. 10 :** *Whether the composition of the Steering Committee is in terms of the prescriptions laid down in the State CAMPA Guidelines, and whether departures are well accounted for. Please also state whether the NGO members are present in the meeting of the Steering Committee.*

**Status :** The composition of the Steering Committee is as per the State CAMPA Guidelines. Two NGO members on the Steering Committee have been nominated by the State Govt. and the date, time and place of every meeting shall be notified to them and they participate in the meeting.

11. **Check List Point No. 11 :** *Whether the data sought in relation to all diversion cases since year 1980, have been furnished.*

**Status :** Data pertaining to all diversion cases (since year 1980) have been compiled by the office of the State Nodal Officer (FC Act) and sent to the MoEF&CC, GoI. The MoEF&CC has referred it back for re-checking and confirmation. Accordingly, the said compiled data are being re-checked.

12. **Check List Point No. 12 :** *The total number of credits to the State CAMPA accounts since 15<sup>th</sup> Oct., 2015 and the number which have been undertaken otherwise than through e-portal. Steps taken to ensure that all credits are made through the e-portal.*

**Status :** The desired information is as under :-

1.	Total number of credits to the State CAMPA accounts since 15 <sup>th</sup> Oct., 2015	81
2.	Number which have been undertaken otherwise than through e-portal	56

The user agencies are being advised and encouraged to make credits through e-portal only.



### **Additional physical and financial targets for 2018-19**

There has been shortfall in achieving the targets of the plantation activities despite best efforts. The main reason for this is that there are many sites, which were identified for Compensatory Afforestation when the proposals were moved, have either been planted under other schemes or have fully regenerated over the period of time.

A separate list of such alternative sites is being prepared, which would be sent to Govt. of India for consideration. Meanwhile, a total of 347.440 ha area with a financial target of Rs. 329.203 lakh as an unachieved target is being taken up as an additional target during FY 2018-19.

## Jharkhand CAMPA

Table - 1

Afforestation work from CAMPA Fund as per QPR as on 31st March

Financial Year	Compensatory Afforestation from CA fund						Other plantation from NPV fund				Total Afforestation from CAMPA fund	
	Block Plantation		Linear Plantation				Block Plantation		Linear Plantation			
	Ha	No. of Plants	Km	No. of Plants	Gabion	No. of Plants	Ha	No. of Plants	Gabion	No. of Plants	Ha	No. of Plants
1980-2006												
2006-2007												
2007-2008												
2008-2009											0	0
2009-2010	--	--	--	--	--	--	--	--	--	--	49 km	9,800
2010-2011	--	--	49,000	9,800	--	--	--	--	--	--		
2011-2012	5999.815	93,08,894	--	--	--	--	31882.00	1,09,06,340	--	--	37851.815 ha	2,02,15,234
2012-2013	4637.150	36,56,976	--	--	--	--	3576.35	55,18,399	--	--	8213.500 ha	1,12,15,375
2013-2014	2319.559	37,66,354	--	--	--	--	4624.48	77,04,384	--	--	6944.039 ha	1,14,70,738
2014-2015	3004.870	44,74,667	--	--	36000	36,000	5810.00	94,71,210	--	--	8814.870 ha + 36000 gab.	1,39,81,877
2015-2016	1605.570	22,12,095	6,000	12,000	1000	1,000	6921.00	1,15,30,380	3200	3200	8526.570 ha + 6 km + 3200 gab	1,37,58,681
2016-2017	3172.275	41,50,945	184,780	3,69,560	31254	31,254	6624.00	1,04,83,734	1360	1360	9796.275 ha + 184,780 km + 32614 gab	1,50,36,853
2017-2018	4581.552	56,02,853	27.50	55,000	1,75,720	1,75,720	3491.50	49,48,385	--	--	8073.052 ha + 27.50 km 9+ 125720 gab	1,06,98,674

- Note :-
1. Govt initiated release of Funds from Financial Year 2009-10 for execution of Compensatory & NPV works in Jharkhand State.
  2. In FY 2010-11 only 1st Year Advance work was carried out under CA & NPV afforestation schemes except the Linear plantation where advance and completion were carried out in the same financial year.

**Jharkhand CAMPA**  
**Financial Year-wise Financial Achievements of CAMPA fund**  
**Table – 2**

(Rs. In Lakh)

Amount spent as per QPR as on 31st March							Remarks
Financial Year	CA	NPV Plantation	WLMP	CAT	All others	Total	
1980-2006							
2006-2007							
2007-2008							
2008-2009							
2009-2010	---	---	---	---	---	---	
2010-2011	2334.331	4171.785	---	---	2686.904	9193.020	
2011-2012	2545.499	5015.955	---	---	3429.751	10991.205	
2012-2013	1817.741	3071.518	1931.012	---	1375.990	8196.261	
2013-2014	2093.765	3837.446	530.150	---	3245.752	9707.113	
2014-2015	2829.685	6136.504	954.036	---	7141.563	17061.788	
2015-2016	5143.305	6850.857	872.880	---	4222.089	17089.131	
2016-2017	8232.409	6009.280	561.124	---	4674.263	19477.077	
2017-2018	3570.450	3146.599	2167.023	---	4867.647	13751.713	





झारखण्ड सरकार

Government of Jharkhand  
Department of Forest, Environment and Climate Change

**JHARKHAND CAMPA**

**AGENDA NOTES**  
*for*  
**STEERING COMMITTEE MEETING**

Date : 11<sup>th</sup> June, 2018

Venue : Conference Room of  
Chief Secretary, Jharkhand,  
Ranchi

## CONTENTS

		Page No.
Agenda No. 1 :	Confirmation of the proceedings of the last meeting of Jharkhand CAMPA Steering Committee	1
Agenda No. 2 :	Perusal of certain actions/ decisions taken during FY 2017-18	1
Agenda No. 3 :	Approval of Annual Plan of Operation for FY 2018-19	2-3
Agenda No. 4 :	Proposal for incurring expenditure under ongoing plantation schemes during FY 2018-19 from out of funds available with Jharkhand CAMPA	4
Agenda No. 5 :	Approval of release of balance completion amount of linear bamboo gabion plantation of Dumka Forest Division	5
Agenda No. 6 :	Status in respect of issues/points for information of Ad-hoc CAMPA, Govt. of India	6
Agenda No. 7 :	Any other CAMPA matter with the permission of the Chair	6

### Agenda No. 1

#### Confirmation of the proceedings of the last meeting of the Jharkhand CAMPA Steering Committee

The proceedings of the last meeting of the State CAMPA Steering Committee held on 29<sup>th</sup> May, 2017 are placed at Annexure-1.

Confirmation of the same by the Steering Committee is solicited.

.....

### Agenda No. 2

#### Perusal of certain actions/decisions taken during FY 2017-18

The Steering Committee of Jharkhand CAMPA in its meeting on 29.05.2017 had approved an APO of Rs. 370.10 crore for the year 2017-18 against which only Rs. 134.00 crore was released by Ad-hoc CAMPA, Govt. of India. The works enlisted in APO were, therefore, prioritized and executed from the available funds. Further, due to non-availability of all lands against the target of compensatory afforestation in the approved 2017-18 APO, following urgent works were taken up from the savings:

1. DGPS survey work of 7589 forest boundary pillars in seven Forest Divisions with a cost of Rs. 71.586 lakhs. The work of DGPS survey was taken up to create and regularly update GIS based decision support database, tentatively containing district-wise details of location and boundary of each plot of forest land, in compliance to the direction of Hon'ble Supreme Court order dated 06.07.2011 in WP 202/1995 and subsequent direction of MoEF&CC, Govt. of India. This aligns the work under CAMPA with the work under the Plan scheme where boundary pillar construction is undertaken along with DGPS survey.
2. The APO 2017-18 contained the approval of construction of 113 quarters for Forest Guards @ Rs. 10.00 lakh per quarter. However, a uniform design of a set of 4-quarters @ Rs. 37.341 lakh per set was adopted under the Plan scheme of the State Govt. in view to instil confidence and provide safety to frontline staff in the field that has witnessed absence of forest field staff for very long. Accordingly, Rs. 1259.60 lakhs as 50% cost of construction of 67 sets of 4-quarters was released, which entailed a saving of Rs. 66,475/- per quarter in view of the new design.

Perusal of the above decisions/ actions is solicited.



20

### Agenda No. 3

#### Proposal for approval of Annual Plan of Operations for FY 2018-19

The current year release by Ad-hoc CAMPA, Govt. of India to Jharkhand CAMPA will be approximately Rs.278.271 crore. In addition, the following unspent funds are available: (a) Rs. 100.00 crore received from Ad-hoc CAMPA (Govt. of India) on 31.03.2018, (b) Rs. 22.103 crore available with State CAMPA, and (c) Rs. 40.00 crore lying with different Forest Divisions/ Circles as per the Quarterly Progress Report ending March, 2018 including accrued interest available in the Bank account. Therefore, for FY 2018-19, likely availability of fund for various activities will be around Rs. 440.374 crore (Rs. 278.271+100.00+22.103+40.00). The implementation of various activities in the current APO will be restricted to actual release and sanction by Ad-hoc CAMPA, Govt. of India.

Against the possible availability of Rs. 440.374 crore, the Annual Plan of Operation (APO) for the year 2018-19, on the basis of detailed proposals received from the field offices that are in line with the guidelines issued by the Ad-hoc CAMPA from time to time, accumulate to only Rs. 40755.967 lakh (Rupees Four hundred seven crore fifty five lakh ninety six thousand and seven hundred only). Therefore, this APO of Rs. 40755.967 lakh is being put up for consideration and approval of the Steering Committee. Schemes for the remaining Rs. 32.814 crore are being prepared and would be put upto the Steering Committee in its next meeting, and after the approval of the Executive Committee.

As per Ad-hoc CAMPA letter no. 15-(0)/2018-CAMPA dated 10.04.2018, the APO has to conform to the draft Compensatory Afforestation Fund (CAF) Rules, 2018. Accordingly, the prescribed Forms and guidelines have been kept in mind while preparing this 2018-19 APO.

The main aims and objectives of CAMPA are not only of compensating the loss of flow of forest products and ecosystem services from forest lands diverted to non-forestry use through raising compensatory afforestation, but also to alleviate the resultant biotic and abiotic pressure that shifts to the remaining forests. This could be achieved by improving the quality of those forests both by direct intervention and by building capacity of all sections of stakeholders including for increased people's stake in conservation and development of forests. The proposed APO kept these principles in sharp focus.

The proposed APO 2018-19 is placed at **Annexure-2**. It consists of three parts : **Part-1** contains brief history and past performance; **Part-2** contains site – specific activities, both ongoing and new ones, pertaining to Compensatory Afforestation/ Penal Compensatory Afforestation (CA/ PCA) and compliance of

other conditions imposed by Govt. of India while according forest clearance under FC Act; Part-3 contains activities, both ongoing and new ones, as permissible under Net Present Value (NPV). Part-4 contains construction of Building in lieu of building damaged due to NHAI project widening in Hazaribag.

A summary of Part-wise outlay is given below :-

Part of APO 2018-19		Outlay (Rs. in lakh)
1	Brief History and past performance	
2	Compensatory/ Penal Compensatory Afforestation (CA/PCA)	
2.A	Completion and maintenance works under ongoing CA/PCA schemes	3025.765
2.B	New CA/PCA activities	7716.755
	<b>Sub Total</b>	<b>10742.520</b>
3	Net Present Value (NPV)	
3.A	Completion and maintenance under ongoing afforestation schemes	2071.171
3.B	New activities (plantation and other works)	27872.327
	<b>Sub Total</b>	<b>29943.498</b>
4	Compensatory Building Construction	69.949
	<b>Total</b>	<b>40755.967</b>

Sub Part-2.A and Part-3.A pertain to ongoing schemes, as such the expenditure proposed under them are committed expenditure and funds for the same are to be released to field officers immediately. Rest of the works are subject to approval as well as release by Ad-hoc CAMPA.

The APO contains detailed physical and financial targets proposed under different categories, major works under Compensatory Afforestation/Penal Compensatory Afforestation components; building vital linkage between forests and nutrition, health and livelihood security of the local population through high quality survey and research; strengthening and modernizing the hitherto weak and deficient Forest Land Record Map and Database System for efficient forest land protection; enabling JFM institutions for effective management by initiating and scaling-up village-level micro-planning; taking up forest mosaic landscape development to improve the flow of forest ecosystem services etc.

It carries the recommendation of the Executive Committee.

Approval of the Steering Committee is solicited on the Jharkhand CAMPA APO 2018-19 with an outlay of Rs. 40755.967 lakh.

Agenda No. 4

**Proposal for incurring expenditure against the works of completion and maintenance under ongoing plantation schemes during the current FY 2018-19 from out of funds available with Jharkhand CAMPA**

The plantation activities are season/ time-bound which are to be carried out/ completed in time. Seedlings/ plantlings raised in on-site temporary nurseries for planting during 2018 rains have to be maintained continuously till planting which, again, is to be carried out during rains, besides continuous protection, timely hoeing-weeding, etc. Second year and onward plantation works and maintenance of permanent nurseries are of the nature of committed liabilities. These are labour intensive operations and the labourers engaged are required to be paid their wages in time.

Therefore, It is proposed to incur expenditure against the completion and maintenance works of ongoing plantation schemes as well as maintenance of permanent nurseries during the current financial year from out of balance of fund available with Jharkhand CAMPA.

It carries the recommendation of the Executive Committee.

Approval of the Steering Committee is solicited on the proposal.

.....



### Agenda No. 5

#### Approval of release of balance completion amount of linear bamboo gabion plantation of Dumka Forest Division

Three proposals of diversion of 114.219 ha forest land were approved by Govt. of India for construction of railway lines under Dumka Forest Division during the year 2005, 2006 and 2009. This involved compensatory afforestation of 87.833 km linear plantation with Bamboo Split Fencing (4 Year scheme) and Wooden Post with barbed wire Fencing (7 Year scheme).

During the year 2015-16, the proposal of linear plantation was submitted by Dumka Forest Division, but due to a very large difference between the rate of wooden post received through tender and its rate prescribed in the scheme, these schemes could not be executed.

Thereafter, during the year 2016-17, the scheme submitted by the Dumka Forest Division for advance work for 1,75,666 gabions at the rate of 2,000 plants per km, was approved by the Govt. of India and an amount of Rs. 1453.793 lakhs was released.

The completion of the above plantation was to be undertaken during the year 2017-18, for which Rs. 720.631 lakh was required as per the Schedule of Rate. However, only Rs. 122.821 lakh was proposed and approved inadvertently as the Schedule of Rate of another ongoing scheme of linear roadside plantation in the Dumka Division was considered. As the advance work of the said 1,75,666 plants was undertaken under the gabion model, the completion of the said plantation had to be undertaken under the gabion model only. The shortfall in allocation was Rs. 597.810 lakh. This is now required for pending payment of the completed work.

Taking note of the essentiality certificate submitted by the field officers and Third Party Evaluation of the work that confirms satisfactory execution of work and survival percentage, the proposal to release the balance amount of Rs. 597.810 lakh towards completion of linear bamboo gabion plantation (1,73,666 gabions over 86.333 km railway side land) of Dumka Forest Division, which could not inadvertently be included in the APO of 2017-18 in full, was recommended by the Executive Committee for post-facto approval by the Steering Committee of Jharkhand CAMPA.

Approval of the Steering Committee is solicited on the proposal.

24

## Agenda No. 6

### Status in respect of issues/points for information of Ad-hoc CAMPA, Govt. of India

State CAMPA has been asked by the Ad-hoc CAMPA (MoEF&CC, Govt. of India) to provide information/ status, duly signed by State Authorities, on 12 points as given in Annexure-B of their letter No. 15-2(0)/2017-CAMPA, dated 21.02.2017. The item-wise information/ status/ compliance is placed at Annexure:3 of the APO 2018-19. The status of additional targets is placed at Annexure:4. Further, the information sought by the MoEF&CC vide its letter dated 12.12.2017 about annual physical and financial achievements from CAMPA funds is placed at Annexure:5. The Executive Committee has been apprised of the same.

The Steering Committee may like to peruse the item-wise status for being forwarded along with APO 2018-19 to the Ad-hoc CAMPA.

.....

## Agenda No. 7

*(Any other CAMPA matter with the permission of the Chair)*

**ANNEXURES**



Proceedings of the meeting of the State Level Steering Committee of Jharkhand CAMPA held on 29<sup>th</sup> May, 2017 under the chairpersonship of the Chief Secretary, Govt. of Jharkhand.

1. A meeting of the State Level Steering Committee of Jharkhand CAMPA was held on 29<sup>th</sup> May, 2017 under the chairpersonship of the Chief Secretary, Jharkhand.
2. List of participants is enclosed (Annexure-I).
3. The agenda items were taken up for discussion and following decisions were taken :-
  - a) **Agenda No. 1** : The proceedings of the last meeting of the State Level Steering Committee held on 15<sup>th</sup> June, 2016 were confirmed.
  - b) **Agenda No. 2** : *Ex post facto* approval was accorded for the following :-
    - i. Prioritisation of works for execution from the approved APO 2016-17 due to paucity/ inadequate availability of funds as only Rs. 149.00 Crore was released by Ad hoc CAMPA against the requirement of Rs. 327.463 Crore;
    - ii. Expenditure of a total amount of Rs. 330.470 lakh for special repair of Madhuban-Parasnath-Shikharji Forest Road (Estimated Amount as per Technical Sanction for 15 Km stretch - Rs. 369.927 lakh; Provision in APO 2016-17 - Rs. 300.00 lakh);
    - iii. Expenditure of Rs. 23.114 lakh for clearing the liabilities towards remuneration of Homeguards engaged for forest protection in view of paucity of frontline staff in Lohardaga Forest Division and Hazaribag Wildlife Division.
    - iv. Expenditure of a total amount of Rs. 22.750 lakh for maintenance of four Permanent Nurseries (Total Area 3.50 Ha, three nurseries with a total area of 2.50 Ha in Deoghar Forest Division and one nursery of 1.00 Ha in Kolhan Forest Division) which could not be included in the APO 2016-17 due to compilation/ typing errors;
    - v. Expenditure of Rs. 11.50 lakh in FY 2016-17 for completion of construction work of residential buildings for frontline staff, one each for Range Officer and Forest Guard and two for Forester in Jamtara Forest Division, which could not be completed in FY 2015-16; and
    - vi. Inclusion of Dumka Forest Division under the Forest Boundary Pillar (BP) Construction works for construction of 3157 BPs and enhancement of target in Medininagar Forest Division from 700 to 2700 BPs as a follow up to the DGPS survey, within the limits under APO 2016-17.
  - c) **Agenda No. 3** : The State CAMPA APO 2017-18 with a proposed outlay of ₹37307.486 lakh was taken up for discussion and was approved with following amendments :-







- 27
1. In view of the rising demand for Quality Planting Materials, additional 14.00 Ha of Permanent Nurseries, i.e., a total of 15.00 Ha of new Permanent Nurseries will be created (Estimated Year-1 cost of Rs. 225.00 lakh). Division-wise allocation of the work of creation of Permanent Nurseries will be on the basis of long-term need and will be finalised by the Principal Chief Conservator of Forests & HoFF, Jharkhand. Further, "Infrastructure Development/ Strengthening in Permanent Nursery" should be grouped under "NPV - Natural Forest Management (New Works)".
  2. The work of Natural Regeneration, Silvicultural Operations & SMC will be so re-distributed that the areas offering higher promise for regeneration are adequately attended.
  3. Construction of Water Harvesting Structures/ Check Dams will be combined with SMC works in their catchment areas and they should converge as far as possible with Watershed Development Projects under IWMP in order to reduce run off speed and volume. For SMC works, an additional provision of Rs. 900.00 lakh be made which will be released on the basis of the requirement communicated by the State Rural Development Department specifying watershed and its intervention area, subject to a ceiling of Rs. 30.00 lakh per Forest Division (Territorial and Wildlife Division).
  4. As regards the repair/ maintenance of buildings of Frontline Staff (FLS), only those buildings which are under occupation/ use will be taken up for repair/ maintenance as per Building Department norms.
  5. New building construction for FLS in Forest Divisions will be taken up only after assessment of actual requirement for such buildings and accordingly fund will be released. For Range Officers of Forest, only Office-cum-Residential buildings will be taken up for construction.
  6. Under Forest Road Repair, the work of need-based special repair of Forest Roads will also be taken up.
  7. Allocation of vehicles for Ranges/ FLS will be need-based and will be finalised at the level of the State Govt. in the Department of Forest, Environment & Climate Change. Four Gypsies will be earmarked for Palamau Tiger Reserve.
  8. In view of the actual expenditure during last three years, the proposed outlay for "Anti-depredation Measure" under Head "Biodiversity Conservation & Anti-depredation Measures" (NPV Component) will be reduced to ₹1000.00 Lakh. The Principal Chief Conservator of Forests, Wildlife & Chief Wildlife Warden, Jharkhand will draw realistic plan based on anti-depredation needs of Territorial and Wildlife Divisions and funds therefor will be released accordingly.

*J. Pandey*




9. Forest land recently freed from encroachment in Tamulia under Saraikela Forest Division will be taken up for plantation within its overall new afforestation target under NPV Component by that Forest Division.

The abstract of the APO 2017-18 (Rs. 37010.350 lakh) as approved by the Steering Committee is enclosed as Annexure-II.

- d) **Agenda No. 4** : The proposal to incur expenditure from out of funds available with Jharkhand CAMPA, against completion and maintenance works under ongoing afforestation schemes was approved.
- e) **Agenda No. 6** : The status in respect of the 12 points contained in Check List which is required to accompany APO 2017-18 as per Ad hoc CAMPA letter No. 15-2(0)/2017-CAMPA, dated 21.02.2017 was noted. The Conservator of Forests (Central), MoEF&CC, East-Central Region, Ranchi emphasised for earliest compliance on these points. The chairperson also directed for the same. It was also decided to enclose a copy of the Status Report on Check List Points along with the proceedings of the meeting (Annexure-III).

The meeting ended with a vote of thanks to the chair.



(R.R. Hembrom)  
Principal Chief Conservator of  
Forests & HoFF, Jharkhand




(Sukhdeo Singh)  
Principal Secretary  
Dept. of Forest, Env't. & Climate  
Change, Govt. of Jharkhand



(Smt. Rajbala Verma)  
Chief Secretary  
Govt. of Jharkhand



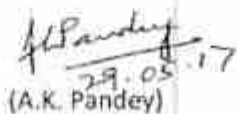
(Dr. A.K. Mandal)  
Representing :  
Secretary, RK Mission  
Ranchi



(K.K. Tiwari, CF)  
Representing :  
Addl. Principal Chief Conservator of  
Forests (Central), MoEF&CC, Gol  
East-Central Region, Ranchi



(L.R. Singh)  
Principal Chief Conservator of Forests,  
Wildlife & Chief Wildlife Warden,  
Jharkhand



(A.K. Pandey)  
Addl. Principal Chief Conservator of  
Forests, CAMPA, Jharkhand



(M. Kindo)  
Representing Secretary,  
PRADAN, Ranchi



## Annexure-I

List of participants in the meeting of the State Level Steering Committee of Jharkhand CAMPA held on 29<sup>th</sup> May, 2017

1. Smt. Rajbala Verma, Chief Secretary, Jharkhand (Chairperson);
2. Shri Sukhdeo Singh, Principal Secretary, Department of Forest, Environment & Climate Change, Govt. of Jharkhand;
3. Shri R.R. Hembrom, Principal Chief Conservator of Forests & HoFF, Jharkhand;
4. Shri L.R. Singh, Principal Chief Conservator of Forests, Wildlife & Chief Wildlife Warden, Jharkhand;
5. Shri K.K. Tiwari, Conservator of Forests (Central), Ministry of Environment, Forests & Climate Change, Govt. of India, East-Central Region, Ranchi;
6. Dr. A.K. Mandal, Representative of Ram Krishna Mission, Ranchi (NGO Member);
7. Shri Manoj Kindo, Representative of PRADAN, Ranchi (NGO Member); and
8. Shri A.K. Pandey, Addl. Principal Chief Conservator of Forests, CAMPA, Jharkhand, Ranchi (Member Secretary).

.....

A.K. Pandey  
29.05.17

दिनांक 29.05.2017 को मुख्य सचिव, झारखण्ड की अध्यक्षता में आयोजित झारखण्ड कैम्पा परिचालन समिति (Jharkhand CAMPA Steering Committee) की बैठक

उपस्थिति पत्र

क्र०सं०	पदाधिकारी/सदस्यगण का पदनाम	हस्ताक्षर
1	मुख्य सचिव, झारखण्ड सरकार, राँची।	अध्यक्ष
2	प्रधान सचिव, वित्त एवं योजना विभाग, झारखण्ड, राँची।	सदस्य
3	प्रधान सचिव, वन, पर्यावरण एवं जलवायु परिवर्तन विभाग, झारखण्ड, राँची।	सदस्य
4	प्रधान मुख्य वन संरक्षक, झारखण्ड, राँची।	सदस्य
5	प्रधान मुख्य वन संरक्षक, वन्यप्राणी एवं मुख्य वन्यप्राणी प्रतिपालक, झारखण्ड, राँची।	सदस्य
6	प्रधान मुख्य वन संरक्षक-सह- कार्यकारी निदेशक, बंजर भूमि विकास बोर्ड, झारखण्ड, राँची।	सदस्य
7	अपर प्रधान मुख्य वन संरक्षक (केन्द्रीय), पर्यावरण, वन एवं जलवायु परिवर्तन मंत्रालय, भारत सरकार, क्षेत्रीय कार्यालय (पूर्व-केन्द्रीय), श्यामली कॉलोनी, डोरण्डा, राँची।	सदस्य
8	सचिव, रामकृष्ण मिशन आश्रम, मोराहाबादी, राँची।	सदस्य
9	सचिव, प्रदान, अशोकनगर, नियर गेट न०-06, रोड न०- 05 राँची।	सदस्य
10	अपर प्रधान मुख्य वन संरक्षक, कैम्पा, झारखण्ड, राँची।	सदस्य-सचिव

Jharkhand CAMPA  
Annual Plan of Operation for FY 2017-18  
(Rs. 37010.350 lakh)

(As recommended by the State CAMPA Steering Committee in its meeting held on 29th May, 2017)

**ABSTRACT**

(Rs. in lakh)

Sl. No.	Activities	Work	Unit	APO Proposal	
				Physical	Financial
i	ii	iii	iv	v	vi
<b>I. Compensatory Afforestation (CA)/ Penal CA/ Additional CA / Condition Compliance (Rs. 8295.259 lakh)</b>					
<b>A Completion/ Maintenance work under ongoing Plantation Works</b>					
1	Block Plantation	Completion (year-2)	(ha)	4737.359	1031.753
2	Linear Plantation	Completion (year-2)	(km)	114.333	158.123
			(Gab)	2054	8.493
3	Block Plantation	Maintenance Year-3	(ha)	3212.465	368.568
4	Linear Plantation	Maintenance Year-3	(km)	184.780	100.018
			(Gab)	31254	104.388
5	Block Plantation	Maintenance Year-4	(ha)	1605.570	158.935
6	Linear Plantation	Maintenance Year-4	(km)	6.000	1.348
			(Gab)	1000	3.340
7	Block Plantation	Maintenance Year-5	(ha)	3004.870	260.220
8	Linear Plantation	Maintenance Year-5	(Gab)	36000	63.000
9	Block Plantation	Maintenance Year-6	(ha)	2319.559	41.136
		Maintenance Year-7	(ha)	4637.150	99.061
<b>Sub-Total</b>					<b>2398.383</b>
<b>B New Plantation Works</b>					
10	Block Plantation (CA - Double Degraded Category; Forest Land)	Advance work	(ha)	2720.997	2234.210
11	Block Plantation (CA - Non Forest Land)	Advance work	(ha)	415.800	445.807
12	Block Plantation (Condition Compliance; Forest Land)	Advance work	(ha)	500.000	282.172
13	Linear Plantation	Advance work	(km)	42.287	331.850
			(Gab)	1500	12.818
14	Block Plantation (PCA; Forest Land)	Advance work	(ha)	2541.558	2590.019
<b>Sub Total</b>					<b>5896.876</b>
<b>Total of CA/PCA Works (I)</b>					<b>8295.259</b>

**II. NPV Component (Rs. 28794.937 lakh)**

**NPV - Core Activities (not < 70%)**

**Natural Forest Management**

<b>A Completion &amp; Maintenance of ongoing plantation works</b>					
1	Block Plantation	Completion (Year-2)	(ha)	3691.500	905.223
2	Block Plantation	Maintenance Year-3	(ha)	6624.000	823.103
3	Block Plantation	Maintenance Year-4	(ha)	6921.000	751.080
4	Permanent Nurseries - Maintenance	Annual Maintenance	(ha)	94.250	741.088
5	Silviculture, Natural Regeneration & SMC	Year-2 work	(ha)	700.000	18.193
<b>Sub-Total (II.A)</b>					<b>3238.687</b>
<b>B Natural Forest Management (New Plantation and Other Works)</b>					
6	Afforestation & Soil Conservation	Advance work	(ha)	6304.000	5186.775
7	Silviculture, Natural Regeneration & SMC (Revised details enclosed as Annexure-II.A)	Year-1 work	(ha)	3100.000	1795.525
8	Permanent Nurseries - Creation	New creation	(ha)	15.000	225.000
9	Infrastructure in Permanent Nurseries	Development & Strengthening	(nos.)		100.000
10	Water Harvesting Structure - Check Dams/ Earthen Water Harvesting Structures (WHS)	New constructions	(nos.)	350	2100.000
		SMC work (Convergence with IWMP)		LS	900.000
<b>Sub-Total (II.B)</b>					<b>10307.300</b>

*Handwritten signature and date: 29.05.17*



	<b>Forest Protection</b>				
	<b>Building Repair</b>				
11	Frontline staff quarters	Normal repair	(nos.)	867	356.900
12	Barrack	Normal repair	(nos.)	6	7.200
13	Hazat	Normal repair	(nos.)	21	4.710
14	Check Naka	Normal repair	(nos.)	43	13.650
15	Rt Hut	Normal repair	(nos.)	11	6.900
	<b>Sub Total</b>				<b>389.360</b>
	<b>Building Construction</b>				
16	Frontline staff quarters	New construction	(nos.)	240	3605.000
17	Barrack	New construction	(nos.)	36	479.000
18	Hazat	New construction	(nos.)	25	135.500
19	Check Naka	New construction	(nos.)	18	124.000
20	Drinking Water Facilities for FL Staff	New Creation	(nos.)	8	62.200
	<b>Sub Total</b>				<b>4405.700</b>
	<b>Other Protection-related Works</b>				
21	Forest Roads Repair (incl. Special Repair)	Normal repair	(km)	3146.28	553.748
22	Causeway	New construction	(nos.)	129	722.000
23	Forest Boundary Pillars (Pucca)	New construction	(nos.)	62232	2292.012
24	Fencing of State Forest Training Institutes	New construction	(nos.)	2	68.953
25	Vehicles for Frontline Staff	Purchase	(nos.)	81	648.000
26	Tree Transplanter & Water Tanker	Purchase	(nos.)	1.000	400.000
27	Improved Cook Stove & Solar Lantern	Procurement & Distribution	(nos.)	3640	218.400
	<b>Sub Total</b>				<b>4903.113</b>
	<b>Sub-Total (II.C)</b>				<b>9698.173</b>
<b>D</b>	<b>Working Plan related scheme</b>				
28	Digitisation of Cadastral Sheets	Digitisation	(nos.)	1162	30.500
29	GIS Cells	Maintenance & Strengthening	(nos.)	6	84.696
	<b>Sub-Total (II.D)</b>				<b>115.196</b>
<b>E</b>	<b>Bio-diversity Conservation &amp; Anti-depredation measures</b>				
30	NP/WL Sanctuary/Elephant Habitat	Development			2137.135
31	Anti-depredation measures	Minimising conflict			1000.000
	<b>Sub-Total (II.E)</b>				<b>3137.135</b>
	<b>Total of NPV - Core Activities</b>				<b>26496.491</b>
	<b>Research Activities (upto 5%)</b>				
<b>F</b>	<b>Research Activities</b>				
32	Study of Plant Diversity & Market Potential of Plant Products for Economic Upliftment of Native Tribal Population in West Singhbhum District (3-year study)	Year-1 works			14.250
	<b>Total of NPV - Research, etc.</b>				<b>14.250</b>
	<b>Communication/ ICT &amp; Capacity Building (upto 10%)</b>				
<b>G</b>	<b>Information Technology &amp; Communication</b>				
33	i. Maintenance of 10 Mbps connectivity in Van Bhowan, Ranchi ii. Maintenance & Strengthening of Cable Net Connectivity Network in Van Bhowan, Ranchi iii. Development of Infrastructure for Video Conferencing iv. Establishment/ Strengthening of IT Cell in PCCF Office				100.000
	<b>Sub-Total (II.G)</b>				<b>100.000</b>
<b>H</b>	<b>Training, Consultancy and Capacity Building</b>				
34	Training, Consultancy and Capacity Building				100.000
	<b>Sub-Total (II.H)</b>				<b>100.000</b>
	<b>Total of NPV - ICT, Capacity Bldg. etc.</b>				<b>200.000</b>
	<b>Others (Incl. Dissuaded Activities) (not&gt; 15%)</b>				
<b>I</b>	<b>Awareness Generation, Promoting Voluntary Movement/ Study Tour for youths/students for supporting Forest conservation activities</b>				
35	Awareness Generation, Promoting Voluntary Movement / Study Tour of youths/students for supporting conservation activities				50.000
	<b>Sub-Total (II.I)</b>				<b>50.000</b>

52.98% of NPV Comp.

0.05% of NPV Comp.

0.70% of NPV Comp.

J Monitoring and evaluation					
35	i. Audit of CAMPA by Accountant General;			200.000	
	ii. Internal audit of CAMPA;				
	iii. MIS Cell for e-green watch updation;				
	iv. Independent evaluation of works under CAMPA;				
	v. Meeting/workshops and seminars;				
	vi. Man power for data compilation (FL released/NFL received/NPV/CA/ other amounts realised, etc.);				
	vii. Technical support officer and Accounts officer.				
Sub-Total (II.J)				200.000	
K Other Activities (including dissuaded activities)					
37	Deployment of Home Guards		650	1008.313	
38	Providing POL for patrolling		130	156.000	
39	Wages of drivers on contract basis		130	137.654	
40	Wages of Data Entry Operators (For Forest		189	200.128	
41 (i)	Linear Gabion Pl. in High Court campus	Maintenance Year-3	(Gab)	1360	4.463
41 (ii)	Linear Gabion Pl. in High Court campus	Maintenance Year-4	(Gab)	3700	10.502
42	Office & Field equipments and Travel expenses of	Purchase & Reimbersement		20.000	
Total (II.K)				1537.060	
Total of NPV - Other Activities (II.J & II.K)				1787.060	
Total of NPV New Activities (II.B to II.K)				25259.114	
Total of NPV Activities (II)				28497.801	

1.77% of NPV Comp

III. Compensatory Building Construction in lieu of Damaged Forest Buildings in Hazaribag in NH-33 Widening				
1	Construction of Officer's Residence, Frontline Staff Residential Buildings, Boundary wall etc.		(nos.)	217.290
				217.290
				217.290

*J.P. Pandey*  
28.05.17

Addl. PCCF, CAMPA  
Jharkhand, Ranchi



### CHECK LIST FOR APO 2016-17

Status in respect of issues/ points contained in Check List for APO 2016-17 as per the Ad hoc CAMPA letter No. 15-2(0)/2017-CAMPA, dated 21.02.2017

1. Check List Point No. 1 : Break up of the outlay in Annual Plan of Operation for 2017-18

Status : The break up of the outlay in APO 2017-18 is as under :

Sl. No.	Head	Outlay	%age
A	CA/ PCA/ ACA	8512.549	23% of total outlay
	Compensatory Afforestation	8295.259	
	Compensatory Building construction	217.290	
B	Net Present Value	28497.801	77% of total outlay
1	Core Activities*	26496.491	92.98% of NPV
2	Need Based Research*	14.250	0.05% of NPV
3	Communication/ ICT & Capacity Building*	200.000	0.70% of NPV
4	Others incl. Impermissible activities*	1787.060	6.27% of NPV
	<b>Total of (A+B)</b>	<b>37010.350</b>	<b>100.00%</b>
	Catchment Area Treatment	0.000	0.00% of total outlay
	Wildlife conservation	3137.135	8.48% of total outlay
	Others (Monitoring & evaluation)	200.000	0.54% of total outlay

2. Check List Point No. 2 : Whether the provision for Compensatory Afforestation is in line with the 5-year Action Plan. Further, (a) Please add, as Annexure, a copy of the 5-Year Action Plan together with date of its approval by the State Level Steering Committee; (b) Please indicate whether, beginning from the year 2014-15, there has been any departure from the provisions in the 5-Year Action Plan – either in physical or financial terms and and, if so, indicate the year and extent of departure; (c) Please indicate year-wise CA undertaken during the year 2012-13 onwards.

Status : (a) & (b) Preparation of Five-year Action Plan for clearing backlog of compensatory afforestation (CA/PCA) is in progress and will be completed soon. In fact the degraded forest areas identified for compensatory afforestation in case of several projects have been planted in the past prior to the constitution of Jharkhand CAMPA under other schemes and few have regenerated naturally. The project-wise information in this regard is being collected along with proposal for alternative sites.

(c) The details regarding the stipulated compensatory afforestation (upto FY 2014-15), achievements so far against the same and balance afforestation to be done are given below :

Compensatory Afforestation Stipulated (Ha)			Compensatory Afforestation accomplished (Ha)			Compensatory Afforestation to be done (Ha)		
Non-forest land	Degraded forest land	Total	Non-forest land	Degraded forest land	Total	Non-forest land	Degraded forest land	Total
3364.188	44420.316	47784.504	1334.708	19414.721	20749.429	2029.480	25005.595	27035.075

*Handwritten signature*



35

Under APO 2017-18, it is proposed to carry out advance work for compensatory afforestation in 6178.355 ha and completion/ creation work during 2017 rains in 4737.359 ha. Thus, by the end of 2017-18, together with 20749.429 ha of CA/ PCA carried out so far, a total of 31665.143 ha of CA/ PCA would be taken up leaving a balance of 16119.361 ha to be taken up in future at 2014-15 level of CA/ PCA of 47784.504 ha.

Year-wise details of CA undertaken so far is as under :

FY	Achievements (ha)		
	NFL	DFL	Total
2009-10	0.000	0.000	0.000
2010-11	0.000	0.000	0.000
2011-12	6.500	5963.315	5969.815
2012-13	912.060	3725.090	4637.150
2013-14	0.000	2319.559	2319.559
2014-15	134.330	2870.540	3004.870
2015-16	97.950	1507.620	1605.570
2016-17	183.868	3028.597	3212.465
<b>Total</b>	<b>1334.708</b>	<b>19414.721</b>	<b>20749.429</b>

3. **Check List Point No. 3 :** *Whether the benchmark of 70% expenditure of past releases has been achieved. Please also mention that total balance of released CA funds at the end of the financial year and its size vis-à-vis the outlay in the APO for the current year.*

**Status :** Yes, the benchmark of 70% expenditure of past releases has been achieved. The requisite details for the period 2009-16 are as under :

1. Total Release by Ad hoc CAMPA	Rs. 91912.393 Lakh
2. Bank Interest accrued	Rs. 4035.994 Lakh
3. Total Availability (1+2)	Rs. 95948.387 Lakh
4. Total Expenditure*	Rs. 94066.542 Lakh
5. %age Exp. out of Sl. No. 4*	98%
6. Balance remaining*	Rs. 1881.845 Lakh
7. Outlay of APO 2016-17	Rs. 37307.486 Lakh

\* Figures may vary as the Annual Accounts (2016-17) are being compiled.

4. **Check List Point No. 4 :** *The dates on which Quarterly Progress Reports have been sent to the Ad hoc CAMPA. In case the timeline of one month from the end of Quarter has not been adhered to, the reasons therefor.*

**Status :** The dates of submission of QPRs (FY 2016-17) are as under :-

- QPR-I : 19<sup>th</sup> September, 2016;  
 QPR-II : 04<sup>th</sup> January, 2017; and  
 QPR-III : 18<sup>th</sup> February, 2017; and  
 QPR-IV : 16<sup>th</sup> May, 2017

*Subandya*

Delays have been due to rectification in QPRs of field formations before compilation at Hqrs. However, they have been advised to take care of the same in future.

5. Check List Point No. 5 : *Whether project-wise and component-wise details of all remittances made to the State accounts maintained by Ad hoc CAMPA have been furnished and reconciled with the Ad hoc CAMPA. If not, the reasons therefor, together with the details of (a) the funds claimed to be remitted by the State but not reflected in Ad hoc CAMPA accounts; and (b) the funds appearing in the State CAMPA accounts but not identified by the State.*

Status : The project-wise and component-wise details of all remittances made to the State accounts maintained by Ad hoc CAMPA is in progress in the office of the State Nodal Officer, FC Act and will be completed soon.

As regards the status of reconciliation of the amount sent to Ad hoc CAMPA is given below :-

Period	Amount remitted (Rs.)	Remarks
2006-07 to 2012-13	22,24,55,41,050	Reconciliation done except for a sum of Rs. 27,94,25,534 and Ad hoc CAMPA informed about the same. Reconciliation is underway for the remaining sum.
2013-14	2,01,90,42,448	Reconciliation in progress.
Total	24,26,45,83,498 Or 2426,45.835 lakh	

6. Check List Point No. 6 : *Whether the accounts of the State CAMPA have been prepared in double entry format; whether their internal audit has been undertaken through a Chartered Accountant empanelled with the State AG; and whether Auditor's report has been forwarded to the State AG. The year up to which the process has been undertaken/completed may be stated, with the reasons for backlog, if any.*

Status : State CAMPA accounts have so far been prepared in single entry format only and its preparation in double entry format has not yet started. Action is being taken for selection of Chartered Accountant for preparation of CAMPA accounts in double entry format. Further, the AG-empanelled Chartered Accountant has audited the accounts up to 2012-13. Action is being taken for audit of accounts of remaining years.

7. Check List Point No. 7 : *Performance in relation to e-Green Watch, with detailed reasons for the inaccurate and unascertainable polygons. Please also state whether (a) scrutiny at the State Hqrs. level is undertaken before the polygons are loaded on the e-Green Watch site; (b) the response time for queries raised by the Forest Survey of India in respect of incorrect and unascertainable polygons; and (c) whether replies have been sent to the Ad hoc CAMPA letters dated 30<sup>th</sup> May 2016, 16<sup>th</sup> September 2016 and 20<sup>th</sup> February 2017.*

*[Signature]*



**Status :** The performance/ status of uploading of polygons on e-Green Watch Portal is enclosed as **Annexure-III.A**. Since the predominantly aging frontline staff are very slow in learning the requisite skill, the progress is slow. However, it is picking up and the task will be completed at the earliest. Regional GIS Cells have been directed to ascertain the polygons before they are uploaded on the Portal.

**8. Check List Point No. 8 : Status of 3<sup>rd</sup> Party monitoring of CAMPA Projects.**

**Status :** An expression of Interest was invited for selection of agencies/ firms/ organisations/ institutions for carrying out monitoring and evaluation of works undertaken by State CAMPA. A total of eight agencies/ firms/ organisations/ institutions participated in the process, but none of them was found suitable by the designated committee for the job. In view of this, it was decided in the Executive Committee meeting held on 17<sup>th</sup> April, 2015 to approach IIFM, Bhopal, Institute of Forest Productivity (IFP, ICFRE), Ranchi and Wildlife Institute of India (WII), Dehradun to carry out the concurrent monitoring and evaluation of the works done under Jharkhand CAMPA. There has been no response from IIFM whereas WII has expressed its inability. Only IFP could respond positively. Under the circumstances, no decision could be taken.

Further, IIFM is in the process of bringing out a technical manual for selection of evaluators for afforestation which will make the process easy and uniform.

Meanwhile, the above-mentioned leading national forestry/ wildlife sciences institutes have once again been requested to reconsider our request for carrying out monitoring and evaluation of works undertaken by Jharkhand CAMPA.

**9. Check List Point No. 9 : Whether the revised replies to C&AG Report have been finally accepted - in case of queries, whether these have been answered..**

**Status :** The response to the C&AG report has been sent to the Ad hoc CAMPA vide letter No. 530 dated 22.06.2015.

**10. Check List Point No. 10 : Whether the composition of the Steering Committee is in terms of the prescriptions laid down in the State CAMPA Guidelines, and whether departures are well accounted for. Please also state whether the NGO members are present in the meeting of the Steering Committee.**

**Status :** The composition of the Steering Committee is as per the State CAMPA Guidelines. Two NGO members on the Steering Committee have been nominated by the State Govt. and the date, time and place of every meeting is notified to them and they participate in the meeting.

**11. Check List Point No. 11 : Whether the data sought in relation to all diversion cases since year 1980, have been furnished.**

**Status :** Data pertaining to all diversion cases (since year 1980) have been compiled by the office of the State Nodal Officer (FC Act) and sent to the MoEF&CC, Gol. The MoEF&CC has referred it back for re-checking and confirmation. Accordingly, the said compiled data are being re-checked.

*Apurva*



17. Check List Point No. 12 : The total number of credits to the State CAMPA accounts since 15<sup>th</sup> Oct., 2015 and the number which have been undertaken otherwise than through e-portal. Steps taken to ensure that all credits are made through the e-portal.

Status : The desired information is as under :-

1.	Total number of credits to the State CAMPA accounts since 15 <sup>th</sup> Oct., 2015	23
2.	Number which have been undertaken otherwise than through e-portal	10

The user agencies are being advised and encouraged to make credits through e-portal only.

.....

*Ahluwary*  
28.05.17  
Addl. PCCF. CAMPA  
Jharkhand, Ranchi

## Annexure-III.A

Status of Polygon uploaded on e-Greenwatch & Remarks given by FSI  
as on 28.04.2017

Region	Sl. No.	Division	Total Polygons Uploaded till Apr' 17	Polygon checked till Jan'17	Polygon checked Jan'17-Apr'17	Total Polygon checked till Apr'17	Correct	Incorrect	Unascertainable
1	2	3	4	5	6	7	8	9	10
Bokaro	1	Bokaro	7	7	0	7	1	6	0
	2	Dhanbad	44	43	0	43	33	2	8
	3	Ramgarh	38	38	0	38	21	1	16
	4	Giridih (E)	9	9	0	9	0	1	8
	5	Giridih (W)	59	59	0	59	17	5	37
Dumka	6	Dumka	42	42	0	42	0	31	11
	7	Godda	15	15	0	15	0	0	15
	8	Sahibganj	0	0	0	0	0	0	0
	9	Pakur	0	0	0	0	0	0	0
	10	Deoghar	20	20	0	20	0	1	19
	11	Jamtara	0	0	0	0	0	0	0
Hazaribag	12	Hazaribag (E)	54	50	0	50	25	9	16
	13	Hazaribag(W)	34	26	0	26	9	3	14
	14	Koderma	24	24	0	24	3	0	21
	15	Chatra (N)	52	38	10	48	14	5	29
	16	Chatra (S)	97	78	9	87	17	18	52
Palamau	17	Medininagar	25	25	0	25	0	10	15
	18	Latehar	44	44	0	44	27	3	14
	19	Garhwa (N)	28	28	0	28	6	12	10
	20	Garhwa (S)	44	44	0	44	22	3	19
Ranchi	21	Ranchi	4	4	0	4	0	2	2
	22	Khunti	1	1	0	1	0	1	0
	23	Gumla	5	5	0	5	1	3	1
	24	Lohardaga	1	1	0	1	0	0	1
	25	Simdega	12	12	0	12	0	6	6
Jamsedpur	26	Jamshedpur	30	25	0	25	0	2	23
	27	Sarakela	11	11	0	11	0	0	11
	28	Chaibasa	11	11	0	11	2	6	3
	29	Kolhan	8	8	0	8	4	3	1
	30	Porahat	0	0	0	0	0	0	0
	31	Saranda	5	5	0	5	0	4	1
PTR	32	PTR, Core	0	0	0	0	0	0	0
	33	PTR, Buffer	0	0	0	0	0	0	0
CCF Wildlife	34	H'bag Wildlife	1	1	0	1	0	0	1
	35	Ranchi Wildlife	0	0	0	0	0	0	0
	36	Ele. Proj. JSR	1	0	1	1	0	1	0
Dumka Ext Forestry	37	Deoghar SF	21	15	0	15	0	0	15
	38	Dumka SF	0	0	0	0	0	0	0

*Ap. Pandey*

40

Region	Sl. No.	Division	Total Polygons Uploaded till Apr' 17	Polygon checked till Jan'17	Polygon checked Jan'17-Apr'17	Total Polygon checked till Apr'17	Correct	Incorrect	Unascertainable
1	2	3	4	5	6	7	8	9	10
Hazaribag Ext. Forestry	39	Hazaribag SF	16	16	0	16	2	1	13
	40	Koderma SF	0	0	0	0	0	0	0
	41	Latehar SF	19	19	0	19	2	10	7
	42	Garhwa SF	26	26	0	26	1	0	25
Ranchi Ext. Forestry	43	Ranchi SF	1	1	0	1	1	0	0
	44	Simdega SF	35	35	0	35	0	0	35
	45	Adityapur SF	0	0	0	0	0	0	0
	46	Chaibasa SF	0	0	0	0	0	0	0
<b>Total</b>			<b>844</b>	<b>786</b>	<b>20</b>	<b>806</b>	<b>208</b>	<b>149</b>	<b>449</b>

*H. Pandey*  
29.05.17

Addl. PCCF, CAMPA  
Jharkhand, Ranchi





**Government of Jharkhand**  
**Department of Forest, Environment and Climate Change**

**JHARKHAND CAMPA**

**Annual Plan of Operation 2018-19**

- \*
- \*
- \*
- \*
- \*
- \*
- \*



**Jharkhand State Compensatory Afforestation Fund**  
**Management & Planning Authority**

**Jharkhand CAMPA**  
**Annual Plan of Operation 2018-19**

<b>CONTENTS</b>		<b>Page No.</b>
A	Introduction	1
Part - 1	Brief History and past performance	1
1	Brief description of forests in the state	1
2	Forestry and other activities carried out in the state in last three years from the CAMPA funds	1
3	Forestry and other activities carried out in the state in last three years from the fund received under other schemes	1
4	Year wise total forest area diverted in the various districts/ forest divisions of the state since 1980	2
5	Compensatory afforestation carried out in the state	2
6	Different forestry schemes being implemented in the state	2
7	Total afforestation work done in last three years under various schemes being implemented in the state	2
8	Monitoring work done by the Monitoring and Evaluation wing of the State Forest Department.	2
9	Monitoring work done by the independent monitor (Third Party Monitoring)	2
10	Budgetary allocation in the state in previous year under different sub-heads for forestry and ancillary activities under state schemes	3
11	Funds released to Jharkhand CAMPA and balance available in Ad-hoc CAMPA	3
B	Annual Report for FY 2017-18	4
C	Objectives of the APO 2018-19	5
D	Components of the APO 2018-19	5-6
E	Executive Summary	7-10
Part -2	Description of site-specific activities	11
2.1	Part-I :Compensatory/ Penal Compensatory Afforestation (CA/PCA)	11
2.1.1	Sub Part-I.A : Completion & Maintenance (Afforestation)	12-13
2.1.2	Sub Part-I.B : New Activities under CA/PCA/Compliance of other conditions	13
2.2	Part-II : Net Present Value (NPV) Component	14
2.2.1	Sub Part-II.A : Completion & Maintenance (Afforestation)	14
2.2.2	Sub Part-II.B : New Activities	14
2.2.2.1	Natural Forest Management	14
Part -3	Non site specific activities to be done from NPV and Interest component	15
3.1	Forest Protection	15
3.2	Working Plan and other related works	15-16
3.3	Biodiversity Conservation & Anti-depredation Activities	16
3.4	Research	16-17
3.5	Information Technology and Communication	17
3.6	Action Research and Capacity Building	17-18

3.7	Awareness generation & promoting voluntary activities/study tours on conservation methods and best practices	18
3.8	Monitoring & Evaluation	18-19
3.9	Other Activities	19
3.10	Part-III : Compensatory Building Construction	19
Part-4	Schedule of Rates	20
Annexure-1	Forestry and other activities carried out in the state in last three years from the CAMPA funds	20-25
Annexure- 2	Forestry and other activities carried out in the state in last three years from the fund received under other schemes	26
Annexure-3	Year wise total forest area diverted in the various districts/ forest divisions of the state since 1980	27
Annexure-4	Compensatory afforestation carried out in the state	28
Annexure-5	Different forestry schemes being implemented in the state	29
Annexure-6	Total afforestation work done in last three years under state plan being implemented in the state	30
Annexure-7	Monitoring work done by the independent monitor (Third Party Monitoring)	31-32
Annexure-8	Budgetary allocation in the state in previous year under different sub-heads for forestry and ancillary activities under state schemes	33
Annexure-I	CA/ PCA – Completion & Maintenance work	34-35
Annexure-II	CA/ PCA – Advance work	36-45
Annexure-III	NPV – Completion & Maintenance Work (Plantations)	46
Annexure-IV	NPV – Natural Forest Management	47
Annexure-V	NPV – Forest Protection	48-49
Annexure-V A	NPV – Forest Protection (Frontline Staff Buildings-repair and new construction)	50-53
Annexure-V B	NPV – Forest Protection (Other works)	54-55
Annexure-VI	NPV – Working Plan and other related works	56
Annexure-VII	NPV – Bio-diversity Conservation and Anti-depredation Activities	57
Annexure-VII A	NPV – Details of Biodiversity Conservation and Anti-depredation Activities	58
Annexure-VIII	NPV –Research	59
Annexure-IX	Forest mosaic landscape development for ecosystem services	60-85
Annexure-X	NPV-Engagement of professionals /personnel	86-87
Annexure-XI	NPV – Other Activities	88-89
Annexure-XII	Quarterly Progress Report	90-113
Annexure-XIII	Annual Budget proposal of State CAMPA for Financial Year 2018-19	114
Annexure-XIV	Statement of Accounts of State CAMPA for the financial year ending on 31 <sup>st</sup> March, 2018	115-116
Annexure:3	Information on 12-points Check List	117-121
Annexure:4	Information on Additional Targets for FY 2018-19	122
Annexure:5	Annual Physical and Financial achievements from CAMPA funds	123-125



44

**JHARKHAND CAMPA**  
**Annual Plan of Operation 2018-19**

**A: Introduction**

Government of Jharkhand vide its Notification No. 3/Vanbhumi 21/2009-3363 dated 23<sup>rd</sup> October, 2009 constituted Jharkhand CAMPA in pursuance to the Ministry of Environment & Forests directive vide its DO No. 5-1/2009-FC, dated 21<sup>st</sup> July, 2009. Further, the Government of Jharkhand vide its Notification No. 1879 dated 29<sup>th</sup> April, 2013 has created a full-fledged CAMPA wing under the charge of Additional Principal Chief Conservator of Forests (APCCF), CAMPA for effective implementation and monitoring of CAMPA Scheme in the State.

**Part-1: Brief History and past performance**

**1. Brief description of forests in the state**

Jharkhand, a forest and mineral rich state has an area of 79,716 sq km which constitutes (Census, 2011) which constitutes 2.72% of the country's population. As per *State of Forest Report 2017 (SFR 2017)* published by Forest Survey of India, forest cover of Jharkhand is 23,553 sq km which is 29.55% of the total geographical area of the State, recording an increase of 29 sq km since 2015. Similarly, tree cover outside forests (TOF) has also increased to 3.75% compared to 3.49% recorded in 2015. The total Forest & Tree cover in the State has increased to 33.21%, thereby crossing the threshold figure of 33% envisaged in the National Forest Policy, 1988. The SFR 2017 has also made a specific mention of increase of 64 sq km in the extent of water bodies inside forests demonstrating success of soil and moisture conservation activities taken up by the State Forest department.

**2. Forestry and other activities carried out in the state in last three years from the CAMPA funds**

Details of plantations carried out for Compensatory Afforestation & Penal Compensatory Afforestation as well as from NPV components for last three years and other activities are available at **Annexure -1**.

**3. Forestry and other activities carried out in the state in last three years from the fund received under other schemes**

Detail of various schemes of forestry and related activities from State Plan and Centrally sponsored schemes is enclosed at **Annexure-2**.

**4. Year wise total forest area diverted**

Details of forest area diverted in the state since 1980 are enclosed at **Annexure - 3**.

**5. Compensatory afforestation carried out in the state**

Details of various schemes of forestry and related activities from State Plan and Centrally sponsored schemes is enclosed at **Annexure - 4**.

**6. Different forestry schemes being implemented in the state**

Details of various schemes of forestry and related activities from State Plan and Centrally sponsored schemes is enclosed at **Annexure - 5**.

**7. Total afforestation work done in last three years under various schemes being implemented in the state**

Details regarding total afforestation work done in last three years through State Plan scheme is enclosed as **Annexure - 6**.

**8. Monitoring work done by the Monitoring and Evaluation wing of the State Forest Department**

A proposal is under consideration of the State Government for selection of Agencies for monitoring of works undertaken with the State Plan funds. The Agencies so selected, are proposed to be engaged for monitoring of CAMPA works also.

**9. Monitoring work done by the independent monitor (Third Party Monitoring)**

An Expression of Interest was invited for selection of agencies/ firms/ organisations/ institutions for carrying out monitoring and evaluation of works undertaken by State CAMPA. A total of eight agencies/ firms/ organisations/ institutions participated in the process, but none of them was found suitable by the designated committee for the job. In view of this, it was decided in the Executive Committee meeting held on 17<sup>th</sup> April, 2015 to approach IIFM, Bhopal, Institute of Forest Productivity (IFP, ICFRE), Ranchi and Wildlife Institute of India (WII), Dehradun to carry out the concurrent monitoring and evaluation of the works done under Jharkhand CAMPA. There was no response from IIFM whereas WII has expressed its inability. Only IFP could respond. Under the circumstances, no decision could be taken. Above-mentioned leading national forestry/ wildlife sciences institutes were again requested to reconsider our request for carrying out monitoring and evaluation of works undertaken by Jharkhand CAMPA.

Further, Ad-hoc CAMPA vide its letter no. 13-34/2016-CAMPA dated 19.12.2017 has informed about developing a framework for monitoring of all CAMPA works and selection of Agencies which may be deputed for this purpose (**Annexure - 7**).



**10. Budgetary allocation in the state in previous year under different sub-heads for forestry and ancillary activities under state schemes**

Budgetary allocation in the state in previous year under different sub-heads for forestry and ancillary activities under state schemes is available at **Annexure – 8**

**11. Funds released to Jharkhand CAMPA and balance available in Ad-hoc CAMPA**

A sum of Rs. 115312.393 lakh has so far been released to the State by the Ad-hoc CAMPA as per details given below:

(Rs. in lakh)

Year	Released by Ad-hoc CAMPA (MoEF&CC, GoI)	Bank Interest accrued	Total (Col. ii + iii)	Expenditure incurred
i	ii	iii	iv	v
2009-10	9500.280	2.733	9503.013	0.00000
2010-11	10316.220	680.802	10997.022	9193.020
2011-12	6249.893	798.024	7047.917	10991.205
2012-13	4798.000	248.918	5046.918	8196.261
2013-14	14548.000*	632.949	15180.949	9707.113
2014-15	17500.000	793.169	18293.169	17061.788
2015-16	14100.000	566.650	14666.650	17089.132
2016-17	14900.000	312.749	15212.749	19477.077
2017-18	23400.000#	585.887	23568.857	13751.719
<b>Total</b>	<b>115312.393</b>	<b>4588.446</b>	<b>119900.839</b>	<b>105467.315</b>
*Including Rs. 47,98.000 lakh as 2 <sup>nd</sup> instalment of FY 2012-13				
# This includes release of second instalment pertaining to FY 2017-18 of Rs. 100.00 crore received on 31.03.2018.				

In FY 2017-18, an amount of Rs. 13400.00 lakh was released by the MoEF&CC in the month of July, 2017 and the expenditure incurred thereon in FY 2017-18 is Rs. 13751.719 lakh. An amount of Rs. 100.00 crore towards second release of instalment was received on the last day of FY 2017-18 i.e., 31.03.2018 which remained unutilized.

Eligibility of funds to the States w.e.f. 2014-15 as per the orders of the Hon'ble Supreme Court dated 12<sup>th</sup> March, 2014 is 10% of the principal amount lying to the credit of the concerned State. As on 31<sup>st</sup> January, 2018, the principal amount lying to the credit of Jharkhand with Ad-hoc CAMPA is Rs. 2782.71 crore. Thus it is expected that the current year release to Jharkhand will be to the tune of Rs. 278.27 crore approximately. In addition, the balance of Rs.122.103 crore including the unspent balance of second instalment for Jharkhand pertaining to FY 2017-18 of Rs.100.00 crore received on 31.03.2018 is available besides last FY's unspent balance lying with different Forest Divisions/ Circles, of approx. Rs. 40.00 crore including accrued interest available in the Bank account. Therefore, for FY 2018-19, likely availability of fund for various activities will be around Rs. 440.374 crore. The implementation of various activities in the current APO will be restricted to actual release by Ad-hoc CAMPA, Govt. of India.



## B: Annual Report for the year 2017-18

### 1. Financial Achievement

During the year 2017-18, against the approved outlay of Rs. 37010.350 lakh by the Steering Committee, an amount of Rs. 13400.00 lakh was released by Ad-hoc CAMPA. In addition, a sum of Rs.4199.356 lakh was available as the unspent balance (including interest amount) with Jharkhand CAMPA. In view of insufficient availability of funds, the works were prioritized, giving preference to core activities and other liabilities. An expenditure of Rs.13751.719 lakh was incurred by the implementing Divisions/ Units up to 31<sup>st</sup> March, 2018. An amount of Rs. 100.00 crore towards second release of instalment was received on the last day of FY 2017-18 i.e., 31.03.2018 which remained unutilized.

During the year 2017-18, the entire payment of wages to workers/ labourers was made through their accounts in Banks/ Post offices. This has resulted in delay in execution of advance work for plantation/ new works as it took time for some labourers to open their Post Office/ Bank accounts. Also, there remained shortage of labourers who were willing to receive wage-payments in their Post Office/ Bank accounts.

### 2. Main Physical Achievement During FY 2017-18

The details related with the physical and financial targets vis-à-vis achievements against the main activities envisaged in the APO 2017-18 are given below :

#### Under Compensatory Afforestation component

Item of work	Target	Achievement
Completion of plantations	4737.359 ha	4581.552 ha
Advance work for plantations	6178.355 ha	1847.569 ha

#### Under NPV Component

Item of work	Target	Achievement
Completion of plantation	3691.500 ha	3491.500 ha
Silviculture, Natural Regeneration & SMC, 1st year work	3100.000 ha	2199.000 ha
Repair of forest road	3146.280 km	3146.280 km

As can be seen from above Table, there has been shortfall in achieving the targets of the plantation activities despite best efforts. The main reason for this is that there are many sites, which were identified for CA when the proposals were moved, have either been planted under other schemes or have fully regenerated over the period of time. Besides, shortage of fund has also restricted the achievement.

**C: Objectives of the APO 2018-19**

The Annual Plan of Operations has been prepared keeping in view the broad objectives of CAMPA as under :

- (a) Compensatory Afforestation/ Penal Compensatory Afforestation/ Compliance of other conditions stipulated while according approval for diversion of forest areas in the State;
- (b) Conservation, protection, regeneration and management of existing natural forests;
- (c) Biodiversity conservation and management of Protected Areas and wildlife habitats;
- (d) Research, training and capacity building;
- (e) Monitoring and evaluation of the works undertaken under the CAMPA;
- (f) Awareness generation, promoting activities and study tours on conservation methods and best practices.

Keeping in view the maximum possible availability of fund, the Annual Plan of Operation (APO) for the year 2018-19 has been prepared on the basis of detailed proposals received from field formations. It is as per the guidelines issued by the Ad-hoc CAMPA from time to time. The outlay of the APO is Rs. 40955.967 lakh (Rupees Four hundred nine crore fifty five lakh ninety six thousand and seven hundred only).

As per Ad-hoc CAMPA letter no. 15-(0)/2018-CAMPA dated 10.04.2018, the Compensatory Afforestation Fund (CAF) Act, 2016 has been passed by the Parliament and the CAF Rules, 2018 are being finalized. Accordingly, the prescribed Forms and proforma guidelines have been kept in mind while preparing the APO.

**D: Components of the APO 2018-19**

The current Annual Plan of Operations (APO) has been prepared in consultation with all the concerned officers starting from Divisional Forest Officers to Principal Chief Conservator of Forest. The APO has been prepared also in accordance with the guidelines prescribed by the Government of India, Ministry of Environment, Forests and Climate Change for utilization of amounts realized under Compensatory Afforestation (CA) and Net Present Value (NPV). A sum of Rs.40955.967 lakh (Rupees Four hundred nine crore fifty five lakh ninety six thousand and seven hundred only) is required to implement various activities envisaged in APO of 2018-19.



The APO has been divided into three parts as given below :

**Part-I : Compensatory/ Penal Compensatory Afforestation (CA/PCA)**

**Sub Part-I.A :** Activities to be undertaken for completion and maintenance of old plantations under Compensatory Afforestation (CA), Penal Compensatory Afforestation (PCA) and compliance of additional conditions stipulated by Government of India while according forest clearances under Forest (Conservation) Act, 1980;

**Sub Part-I.B :** New activities proposed under CA, PCA and compliance of additional conditions.

**Part-II : Net Present Value (NPV)**

**Sub Part-II.A :** Activities to be undertaken for completion and maintenance of old plantations under Net Present Value (NPV) component;

**Sub Part-II.B :** New activities proposed under NPV component. ; and

**Part-III : Compensatory Building Construction :** Construction of buildings in lieu of those damaged due to widening of NH-33 (NHAI Project) in Hazaribag for which compensation has been realized and remitted to Ad hoc CAMPA.

The activities related with completion and maintenance of old/ previous plantations under CA, PCA and NPV are to be completed within the rainy season itself and therefore it is a committed expenditure. Expenditure in this regard will be incurred with the approval of the Executive Committee of State CAMPA. The *ex-post facto* approval of the same will be taken from the Steering Committee of State CAMPA. Other activities/ works proposed in the APO will be taken up after the approval of the Steering Committee of State CAMPA and subsequent release of funds by Ad-hoc CAMPA (MoEF&CC, GoI).

A summary of Part-wise outlay is given below :-

Part-wise APO 2018-19		Outlay (Rs. in lakh)
<b>1</b>	<b>Compensatory/ Penal Compensatory Afforestation (CA/PCA)</b>	
1.A	Completion and maintenance works under ongoing CA/PCA schemes	3025.765
1.B	New CA/PCA activities	7716.755
	<b>Sub-total</b>	<b>10742.520</b>
<b>2</b>	<b>Net Present Value (NPV)</b>	
2.A	Completion and maintenance under ongoing afforestation schemes	2071.171
2.B	New activities (plantation and other works)	28072.327
	<b>Sub-total</b>	<b>30143.498</b>
<b>3</b>	<b>Compensatory Building Construction</b>	<b>69.949</b>
	<b>Total</b>	<b>40955.967</b>



## **Executive Summary**

**APO 2018-19**

**JHARKHAND CAMPA**  
**Annual Plan of Operation, 2018-19**

*Executive Summary*

The Annual Plan of Operation (APO) for the year 2018-19 consists of three parts as per details given below:

**Part-I : Compensatory/ Penal Compensatory Afforestation (CA/PCA)**

**Part-I.A :** Activities to be undertaken for completion and maintenance of old plantations under Compensatory Afforestation (CA), Penal Compensatory Afforestation (PCA) and compliance of additional conditions stipulated by Government of India while according forest clearances under Forest (Conservation) Act, 1980;

**Part-I.B :** New activities proposed under CA, PCA and compliance of additional conditions.

**Part-II : Net Present Value (NPV)**

**Part-II.A :** Activities to be undertaken for completion and maintenance of old plantations under Net Present Value (NPV) component;

**Part-II.B :** New activities proposed under NPV component; and

**Part-III : Compensatory Building Construction :** Construction of buildings in lieu of buildings damaged due to NHAI Project of NH-33 Widening in Hazaribag.

A sum of Rs. 40955.967 lakh (Rupees Four hundred nine crore fifty five lakh ninety six thousand and seven hundred only) is required to implement various activities proposed in the APO, the details of which are given below:

**Part-I: Compensatory/ Penal Compensatory Afforestation (CA/PCA)**  
**(Rs. 10742.520 lakh)**

**Part-I.A : Completion & Maintenance of old plantations (Rs. 3025.765 lakh) :** The physical and financial targets of various activities proposed under this head are as follows:

Sl.No.	Activities	Unit	Outlay (Rs. in lakh)
1	Completion of block plantations, 2 <sup>nd</sup> year work	1868.239 Ha	497.837
2	Completion of linear plantations, 2 <sup>nd</sup> year work	13.237 Km	17.256
3	Completion of gabion plantations, 2 <sup>nd</sup> year work	174166 Gabions	599.954
4	Maintenance of block plantations, 3 <sup>rd</sup> year work	4581.552 Ha	483.907
5	Maintenance of linear plantations, 3 <sup>rd</sup> year work	27.500 Km	39.229
6	Maintenance of gabion plantations, 3 <sup>rd</sup> year work	175720 Gabion	601.818
7	Maintenance of block plantations, 4 <sup>th</sup> year work	3172.275 Ha	306.270
8	Maintenance of linear plantations, 4 <sup>th</sup> year work	184.780 Km	78.247

52

Sl.No.	Activities	Unit	Outlay ( in lakh)
9	Maintenance of gabion plantations, 4 <sup>th</sup> year work	31254 Gabion	107.041
10	Maintenance of block plantations, 5 <sup>th</sup> year work	1605.570 Ha	139.871
11	Maintenance of linear plantations, 5 <sup>th</sup> year work	6.00 Km	5.042
12	Maintenance of gabion plantations, 5 <sup>th</sup> year work	1000 Gabion	1.787
13	Maintenance of block plantations, 6 <sup>th</sup> year work	3004.870 Ha	56.318
14	Maintenance of gabion plantations, 6 <sup>th</sup> year work	36000 Gabion	64.328
15	Maintenance of block plantations, 7 <sup>th</sup> year work	2319.559 ha	26.860
	<b>Total</b>		<b>3025.765</b>

**Part-I.B : New activities proposed under CA, PCA and compliance of additional conditions (Rs. 7716.755 lakh) :** The physical and financial targets of various activities proposed under this head are as follows:

Sl.No.	Activities	Unit	Outlay (Rs.in lakh)
1	Advance work for block plantations (Forest land)	3506.691 Ha	3510.301
2	Advance work for block plantations (Non-Forest land)	1186.078 Ha	1201.636
3	Advance work for block plantations-PCA (Forest land)	569.250 Ha	626.479
4	Advance work for block plantations-Safety Zone (Forest land)	39.125 Ha	46.911
5	Advance work for linear plantations (Condition compliance)	96.320 Km	1590.063
6	Advance work for linear plantations (Condition compliance)	610 Gabion	14.790
7	Silvicultural operation (Condition compliance)	200.000 Ha	73.962
8	Wildlife management scheme (Condition compliance)		454.506
9	Construction of Check dam (Condition compliance)	18 Nos.	120.000
10	Conservation of Flora & Fauna (Condition compliance)	4607.84 Ha	38.666
11	Creation of Water-hole (Condition compliance)		20.000
12	Fire protection (Condition compliance)		3.040
13	Vulture conservation (Condition compliance)		16.400
	<b>Total</b>		<b>7716.755</b>
	<b>Grand Total</b>		<b>10742.520</b>

**Part-II : Net Present Value (NPV) (Rs. 30143.498 lakh)**

**Part-II.A : Completion & Maintenance of old plantations (Rs. 2071.171 lakh) :** The physical and financial targets of various activities proposed under this head are as follows :

Sl.No.	Activities	Unit	Outlay (Rs. in lakh)
1	Maintenance of block plantations, 3 <sup>rd</sup> year work	3491.500 Ha	411.343
2	Maintenance of block plantations, 4 <sup>th</sup> year work	6624.000 Ha	727.780
3	Silviculture, Natural Regeneration & SMC, 2 <sup>nd</sup> year work	2199.430 Ha	221.905
4	Silviculture, Natural Regeneration & SMC, 3 <sup>rd</sup> year work	850.000 Ha	14.729
5	Maintenance of Permanent Nurseries	86.250 Ha	695.414
	<b>Total</b>		<b>2071.171</b>



Part-ILB : New activities (Rs. 28072.327 lakh) : The physical and financial targets of various new activities areas as follows:

Sl. No.	Activities	Unit	Outlay (Rs. in lakh)
<b>Natural Forest Management</b>			
1	Silviculture, Natural Regeneration & SMC, 1 <sup>st</sup> year work	12400.00 Ha	4585.661
2	Check dams/earthen water retention structures	330 Nos.	1980.000
3	Development/ strengthening of Permanent Nursery Infrastructure		100.000
	<b>Total</b>		<b>6665.661</b>
<b>Forest Protection</b>			
4	Normal building repair (Frontline staff quarters :FRO-121 + Fr-210 + FG-540 = 871, Barrack-9, Hazat-30, Check Naka-49& RI Hut-9)	968 Nos.	403.860
5	Construction of new building (Frontline staff quarters: FROs/ Office-cum-Residence 29 + Fr Qrs23 + FG Qrs. (Completion 67 sets of 4 units& 160 sets of 4 units = 279)	279 Nos.	7067.752
6	Normal repair of forest roads	2670.36 Km	386.767
7	Construction of causeway/culvert	121 Nos.	666.569
8	Consolidation of boundary pillars	55555 Nos.	1871.648
9	Construction of Boundary wall- 2158' (FTS, Mahilong- 1958' & Betla of PTR- 200')	2 Nos.	48.468
10	Purchase of vehicles (4-wheeler) for frontline staff	32Nos.	256.000
11	Distribution of improved cook stove and solar lantern in forest fringe villages	6623 HH	397.380
12	Deployment of Home Guards @ Rs. 450/- per day (Apr 18-June 18)	650 Nos.	266.175
	Deployment of Home Guards @ Rs. 450/- per day (July 18-Mar 19)	305 Nos.	376.065
13	Deployment of members of JFMCs/EDCs for protection of forests @ Rs. 237.38 x 26 x 9 months (July 18-March 19)	305 Nos.	169.418
14	Provision of POL for patrolling vehicles	167 Vehicles	200.400
15	Deployment of drivers for patrolling vehicles	167 Drivers	182.584
16	Procurement of Tree Transplanter through hiring	1 No.	150.000
	<b>Total</b>		<b>12443.086</b>
<b>Working Plan and related works</b>			
17	Strengthening/ reinforcement of GIS cells	6 Nos.	110.248
18	Data collection for making Working Plans Preparation of 5000 Micro plans @ Rs. 10,000.00 per plan Capacity Building of 5000 JFMCs for making Micro Plans @ Rs., 20,000.00 per JFMC Survey and research for forest based nutrition, health and livelihood security	5000 5000	200.000 500.000 1000.000 200.000
19	Constitution of 14 Cells for preparation/completion of Forest land database under FC Act (One in each Circle level & Protected areas)	14 Cells	16.250
20	Development and strengthening of Forest Land Record Map and Database System		100.000
	<b>Total</b>		<b>2126.498</b>
<b>Biodiversity Conservation &amp; Anti-depredation measures</b>			
21	Development of Wildlife Sanctuary/ Elephant habitats		2543.100
22	Creation of Rescue Centre	1 No.	500.000
23	Anti-depredation measures		2175.784
	<b>Total</b>		<b>5218.884</b>

12443.086  
00

<b>Research activities</b>			
24	Study of Plant Diversity & Market Potential of Plant Products for Economic Upliftment of Native Tribals in West Singhbhum District (3-year Duration)	1 <sup>st</sup> Yr Work	14.151
<b>Total</b>			<b>14.151</b>
<b>Information Technology &amp; Communication</b>			
25	Maintenance of internet connectivity in Forest Complex. Establishment/ Maintenance of Wi-Fi system in Van Bhawan. Infrastructure development for Video Conferencing (Regions). Strengthening and development of IT infrastructure in PCCF Office Strengthening and development of IT infrastructure.		200.000
<b>Total</b>			<b>200.000</b>
<b>Action Research and Capacity Building</b>			
26	Studies, Training, Consultancy and Capacity building		150.000
27	Forest mosaic landscape development for ecosystem services		200.000
28	Common Facility Centres for processing of medicinal plants		200.000
<b>Total</b>			<b>550.000</b>
<b>Awareness Generation, promoting voluntary activities/study tours on conservation methods and best practices</b>			
29	Awareness Generation and Promoting voluntary activity/City greening/Study tour of youth & students for supporting conservation activities		200.000
<b>Total</b>			<b>200.000</b>
<b>Monitoring and Evaluation</b>			
30	Audit of CAMPA by Accountant General/Internal audit of CAMPA. e-Green Watch Portal – training/updating/uploading of information, etc. / Independent evaluation of works under CAMPA. Sustainable forest management cell for State Vision and Action Plan 2021. Engagement of Professionals/ Personnel for Technical support, compiling land release data, recording of receipt of related NPV, compensatory afforestation land and funds, preparation of accounting/financial/audit reports, coordination with field functionaries and the Government.		400.000
<b>Total</b>			<b>400.000</b>
<b>Other activities</b>			
31	Wages of DEO at Forest Ranges	209 DEOs	229.389
32	4 <sup>th</sup> year maintenance of linear gabion plantation in Jharkhand High Court's new premises	1360 Gabion	4.658
33	Purchase of office & field equipment, reimbursement of travel expenses of temporary staff, etc.		20.000
<b>Total</b>			<b>254.047</b>
<b>Total of NPV New activities</b>			<b>28072.327</b>
<b>Grand Total of NPV activities</b>			<b>30143.498</b>

### Part-III : Compensatory Building Construction :

34	Construction of buildings in lieu of buildings damaged due to NHAI Project of NH-33 Widening in Hazaribag District		69.949
<b>Total</b>			<b>69.949</b>
<b>Grand Total (CA/PCA + NPV)</b>			<b>40955.967</b>



**Part-2 : Description of site-specific activities**

The current Annual Plan of Operations (APO) has been prepared in consultation with all the concerned officers starting from Divisional Forest Officers to Principal Chief Conservator of Forest, Jharkhand. The APO has been prepared also in accordance with the guidelines prescribed by the Government of India, Ministry of Environment, Forests and Climate Change for utilization of amounts realized under Compensatory Afforestation (CA) and Net Present Value (NPV). A sum of Rs. 40955.967 lakh (Rupees Four hundred nine crore fifty five lakh ninety six thousand and seven hundred only) is required to implement various activities envisaged in APO of 2018-19.

The APO has been divided into three parts as given below :

**Part-I : Compensatory/ Penal Compensatory Afforestation (CA/PCA)**

**Sub Part-I.A :** Activities to be undertaken for completion and maintenance of old plantations under Compensatory Afforestation (CA), Penal Compensatory Afforestation (PCA) and compliance of additional conditions stipulated by Government of India while according forest clearances under Forest (Conservation) Act, 1980;

**Sub Part-I.B :** New activities proposed under CA, PCA and compliance of additional conditions.

**Part-II : Net Present Value (NPV)**

**Sub Part-II.A :** Activities to be undertaken for completion and maintenance of old plantations under Net Present Value (NPV) component;

**Sub Part-II.B :** New activities proposed under NPV component ; and

**Part-III : Compensatory Building Construction :** Construction of buildings in lieu of those damaged due to widening of NH-33 (NHAI Project) in Hazaribag for which compensation has been realized and remitted to Ad-hoc CAMPA.

The activities related with completion and maintenance of old/ previous plantations under CA, PCA and NPV are to be completed within the rainy season itself and therefore it is a committed expenditure. Expenditure in this regard will be incurred with the approval of the Executive Committee of State CAMPA. The *ex-post facto* approval of the same will be taken from the Steering Committee of State CAMPA. Other activities/ works proposed in the APO will be taken up after the approval of the Steering Committee of State CAMPA and subsequent release of funds by Ad-hoc CAMPA (MoEF&CC, GoI).

Brief physical and financial targets proposed for various activities envisaged under different parts are as follows :



**Part-I : Compensatory/ Penal Compensatory Afforestation Component (Rs. 10742.520 lakh)**

**Sub Part-I.A : Completion & Maintenance of plantations (Rs. 3025.765 lakh)**

**Status of Compensatory Afforestation**

The Jharkhand State CAMPA was constituted in the year 2009 and the work in the state out of CAMPA fund was started from the year 2010-11. The details regarding year-wise plantation done under compensatory afforestation are as follows:

Sl. No.	Year of CA done	Block Plantation (ha)		Linear Plantation (km)	Gabion Plantation (Nos.)
		Non-Forest Land	Forest Land		
1	2010-11	0.000	0.000	49.00	0.00
2	2011-12	6.500	5963.315	0.00	0.00
3	2012-13	912.060	3725.090	0.00	0.00
4	2013-14	0.000	2319.559	0.00	0.00
5	2014-15	134.330	2870.540	6.00	36000
6	2015-16	97.950	1507.620	0.00	1000
7	2016-17	183.868	2988.407	184.78	31254
8	2017-18	80.232	4501.600	27.50	175720
<b>Total</b>		<b>1414.940</b>	<b>23876.131</b>	<b>212.280</b>	<b>243974</b>

*Total non-forest and forest land planted: 25,291.071 ha*

During 2018 rains, compensatory afforestation in another 1868.239 ha land is likely to be planted. Thus by the end of 2018 rains, the total achievement with respect to compensatory afforestation will be 27,159.310 ha. It is proposed to carry out advance work for plantations in 5301.144 ha and linear plantation in 96.320 km during the year 2018-19.

The physical and financial targets of various activities proposed under this head are as follows:

Sl. No.	Activities	Unit	Outlay (Rs. in lakh)
1	Completion of block plantations, 2 <sup>nd</sup> year work	1868.239 Ha	497.837
2	Completion of linear plantations, 2 <sup>nd</sup> year work	13.237 Km	17.256
3	Completion of gabion plantations, 2 <sup>nd</sup> year work	174166 Gabions	599.954
4	Maintenance of block plantations, 3 <sup>rd</sup> year work	4581.832 Ha	483.907
5	Maintenance of linear plantations, 3 <sup>rd</sup> year work	27.500 Km	39.229
6	Maintenance of gabion plantations, 3 <sup>rd</sup> year work	175720 Gabion	601.818
7	Maintenance of block plantations, 4 <sup>th</sup> year work	3172.275 Ha	306.270
8	Maintenance of linear plantations, 4 <sup>th</sup> year work	184.780 Km	78.247

Sl. No.	Activities	Unit	Outlay (Rs. in lakh)
9	Maintenance of gabion plantations, 4 <sup>th</sup> year work	31254 Gabion	107.041
10	Maintenance of block plantations, 5 <sup>th</sup> year work	1605.570 Ha	139.871
11	Maintenance of linear plantations, 5 <sup>th</sup> year work	6.00 Km	5.042
12	Maintenance of gabion plantations, 5 <sup>th</sup> year work	1000 Gabion	1.787
13	Maintenance of block plantations, 6 <sup>th</sup> year work	3004.870 Ha	56.318
14	Maintenance of gabion plantations, 6 <sup>th</sup> year work	36000 Gabion	64.328
15	Maintenance of block plantations, 7 <sup>th</sup> year work	2319.559 ha	26.860
	<b>Total</b>		<b>3025.765</b>

Division & Component-wise details are given at **Annexure-I**.

Being committed expenditure and time/ season-bound activities, the field functionaries will be asked to implement it from the funds available with the approval of the Executive Committee of Jharkhand CAMPA. The *ex-post facto* approval of the same will be solicited from the Steering Committee of State CAMPA.

**Sub Part-IB : New activities proposed under CA, PCA and compliance of additional conditions (Rs. 7716.755 lakh) :** The physical and financial targets of various activities proposed under this head are as follows:

SL No.	Activities	Unit	Outlay (Rs.in lakh)
1	Advance work for block plantations (Forest land)	3506.691 Ha	3510.301
2	Advance work for block plantations (Non-Forest land)	1186.078 Ha	1201.636
4	Advance work for block plantations-PCA (Forest land)	569.250 Ha	626.479
5	Advance work for block plantations-Safety Zone (Forest land)	39.125 Ha	46.911
6	Advance work for linear plantations (Condition compliance)	96.320 Km	1590.063
7	Advance work for linear plantations (Condition compliance)	610 Gab	14.790
8	Silvicultural operation (Condition compliance)	200.000 Ha	73.962
9	Wildlife management scheme (Condition compliance)		454.506
10	Construction of Check dam (Condition compliance)	18 Nos.	120.000
11	Conservation of Flora & Fauna (Condition compliance)	4607.840 Ha	38.666
12	Creation of Water-hole (Condition compliance)		20.000
13	Fire protection (Condition compliance)		3.040
14	Vulture conservation (Condition compliance)		16.400
	<b>Total</b>		<b>7716.755</b>
	<b>Grand Total</b>		<b>10742.520</b>

Division & Component-wise details are given at **Annexure-II**.

58

**Part-II : Net Present Value (NPV) (Rs. 30143.498 lakh)**

**Sub Part-II.A : Completion & Maintenance of old plantations (Rs. 2071.171 lakh) :** The physical and financial targets of various activities proposed under this head are as follows :

Sl. No.	Activities	Unit	Outlay (₹in lakh)
1	Maintenance of block plantations, 3 <sup>rd</sup> year work	3491.500 Ha	411.343
2	Maintenance of block plantations, 4 <sup>th</sup> year work	6624.000 Ha	727.780
3	Silviculture, Natural Regeneration & SMC, 2 <sup>nd</sup> year work	2199.430 Ha	221.905
4	Silviculture, Natural Regeneration & SMC, 3 <sup>rd</sup> year work	850.000 Ha	14.729
5	Maintenance of Permanent Nurseries	86.250 Ha	695.414
	<b>Total</b>		<b>2071.171</b>

Division & Component-wise details are given at **Annexure-III**.

**Sub Part-II.B : New activities:** The physical and financial targets of various new activities areas as follows:

**Natural Forest Management (Rs. 6665.661 lakh)**

The objective of the Natural Forest Management is to improve the overall stocking of the natural forest and at the same time to improve the productivity of the forests on a sustained yield basis by using appropriate silvicultural and management practices.

Since Jharkhand is hilly terrain with low rainfall in large number of districts, it is proposed to create water harvesting structures to increase the moisture regime in the forest areas to increase the greenery which in turn will benefit flora and fauna.

The physical and financial targets of various new activities are as follows :

Sl. No.	Activities	Unit	Outlay (Rs. in lakh)
<b>Natural Forest Management</b>			
1	Silviculture, Natural Regeneration & SMC, 1 <sup>st</sup> year work	12400.00 Ha	4585.661
2	Check dams/earthen water retention structures	330 Nos.	1980.000
3	Development/ strengthening of Permanent Nursery Infrastructure		100.000
	<b>Total</b>		<b>6665.661</b>

Division & Component-wise details are given at **Annexure-IV**.



### Part-3: Non site-specific activities to be done from NPV and Interest component

#### Forest Protection (Rs. 12443.086 lakh)

The protection of forests is the primary responsibility of the Department. It is proposed to take up the work of consolidation of boundary pillars in all the territorial Divisions. There are several territorial Ranges in the State where there is no vehicle. Therefore, it is proposed to purchase 32 vehicles to strengthen patrolling. To facilitate mobility, repair of forest roads are also proposed. Construction/ repair of check posts, etc. will also be done. It is also proposed to construct new residences for front line staff and to carry out repairs of old ones.

Main interventions proposed are as follows:

Sl. No.	Activities	Unit	Outlay (Rs. in lakh)
<b>Forest Protection</b>			
1	Normal building repair (Frontline staff quarters : FRO-121 + Fr-210 + FG-540 = 871, Barrack-9, Hazat-30, Check Naka-49 & RI Hut-9)	968 Nos.	403.860
2	Construction of new building (Frontline staff quarters : FRO's Office-cum-Residence 29 + FrQrs 23 + FG Qrs. (Completion of 67 sets of 4 units and new 160 sets of 4 units =279)	279 Nos.	7067.752
3	General repair of forest roads	2670.36 Km	386.767
4	Construction of causeway/culvert	121 Nos.	666.569
5	Consolidation of boundary pillars	55555 Nos.	1871.648
6	Construction of Boundary wall- 2158' (FTS, Mahilong- 1958' & Betla of PTR- 200')	2 Nos.	48.468
7	Purchase of vehicles (4-wheeler) for frontline staff	32 Nos.	256.000
8	Deployment of Home Guards @ Rs. 450/- per day (Apr 18-June 18)	650 Nos.	266.175
	Deployment of Home Guards @ Rs. 450/- per day (July 18-Mar 19)	305 Nos.	376.065
9	Deployment of members of JFMCs/EDCs for protection of forests @ Rs. 237.38 x 26 x 9 months (July 18-March 19)	305 Nos.	169.418
10	Provision of POL for patrolling vehicles	167 Vehicles	200.400
11	Deployment of drivers for patrolling vehicles	167 Drivers	182.584
12	Distribution of improved cook stove and solar lantern in forest fringe villages	6623 HH	397.380
13	Procurement of Tree Transplanter through hiring	1 No.	150.000
	<b>Total</b>		<b>12443.086</b>

Division & Component-wise details are given at Annexure-V, VA & VB

**Working Plan and other related works (Rs. 2126.498 lakh) :**Reinforcement/ strengthening of six GIS cells in as many forest regions will be taken up(Annexure-VI).Further, effective GIS-based planning and management would be done for preparation/completion of forest land database through mobilization of trained manpower and procurement of necessary hardware.

Vital linkages would be built between forest and nutrition, health and livelihood security of the local population through high quality survey and research conducted by premier research and educational institutes of the country including AIIMS, New Delhi. For this purpose, a Research Team of eminent faculty members/researchers of AIIMS, New Delhi from the Department such as PMMCH, RIMS etc. has already been mobilised and research design discussed.

One of the key features of Jharkhand forests is that the forest fringe communities have been historically dependent on forest-based plants/animals for their health and nutrition. This linkage has weakened in the recent decades, as well as scientific basis of such linkage has not been explored in detail. It is proposed that enabling of JFM institutions would be undertaken for effective management by initiating and scaling-up village-level micro-planning as provided in the JFM Resolution of the State.

Updating, strengthening and modernizing the hitherto weak and deficient Forest Land Record Map and Database System is proposed for efficient forest land protection.

#### **Biodiversity Conservation and Anti-Depredation Activities (Rs. 5218.884 lakh)**

The State is endowed with rich flora and fauna. The State has one National Park (NP) and 11 Wildlife Sanctuaries (WLS) besides one Elephant Reserve and one Tiger Reserve (PTR). Under this component following initiatives are proposed to be taken for conservation of biodiversity. In addition, anti-depredation measures will be undertaken in all the Divisions of the State affected with elephants, and other wild animals etc.

Main interventions proposed are as follows:

- Development of National Park/Wild life sanctuaries/Elephant habitat (Rs.2543.100 lakh). This includes specific works of water resource development and protection in Wildlife sanctuaries, Elephant Reserve and Palamau Tiger Reserve.
- An Animal Rescue Centre is proposed to be established at a cost of Rs. 605.50 lakh for which a budget provision of Rs. 500.00 lakh is kept for this year.
- Anti-depredation measures (Rs. 2175.784 lakh), such as creation/ deployment of anti-depredation squads & creation of infrastructure like watch towers, solar street lights, materials and supplies for driving wild elephants/ animals away, etc. in order to reduce man-animal conflict in the Forest/ Wildlife Divisions as per scheme prepared by PCCF (Wildlife). Since the period of Anti-depredation Scheme (2012-17) has ended, the works under this head will continue as per the extension scheme to be prepared by the PCCF (Wildlife).

Component-wise and Division-wise details are given in Annexure-VII& VIII.

#### **Research (Rs. 14.151 lakh)**

It is proposed to carry out study of Plant Diversity & Market Potential of Plant product for Economic upliftment of native tribals in West Singhbhum District (3-year study; estimated cost Rs. 31.805 lakh, 1<sup>st</sup> year cost being Rs. 14.151 lakh. The study work shall start after the



project is recommended by the Forest Research Advisory Committee and approved by the competent authority. The details of the work may be seen at Annexure-VIII.

**Information Technology and Communication (Rs. 200.00 lakh)**

Following works are proposed to be carried out at a total cost of Rs.200.00 lakh:

- Maintenance of internet connectivity in Forest Campus at Ranchi;
- Maintenance of Wi-Fi system in Van Bhawan, Ranchi;
- Development of infrastructure for video conferencing in Regional Forest Hqrs.;
- Strengthening of IT cell in the office of Principal Chief Conservator of Forests, Jharkhand, Ranchi (including engagement of Programmers/ Technical Support Engineer/ Testing Engineer/ Senior Programmer Level I/ Software Developer/ Web designer/ Content Developer/ Trainers (Java)/ Senior SW Developer/ Database Administrator/ Web Administrator/ senior Content Developer/ Senior Trainer (Java), etc. as per requirement.
- Strengthening and development of IT infrastructure.

**Action Research and Capacity Building (Rs. 550.00 lakh)**

It is proposed to organize workshops/ training programmes for senior officers and front line staff and assign short consultancies on important subjects/ issues through concerned wings of the Department. Some of the important studies/ consultancies to be initiated/ undertaken are proposed as follows:

- a) Study on improving elephant habitat in the State with a view to minimise elephant-human conflict;
- b) Capacity building/training of officers of Forest Department at IIM Ranchi/ XLRI Jamshedpur in computer based MIS and project cycle management at Institute approved rates;
- c) Consultancy for developing capacity building capsule on effective implementation of JFM in the state;
- d) Study on impact of forest patta grant on forests under FRA by Jadhavpur University, Kolkata;
- e) Study on impact of water harvesting structures created under CAMPA by Jadhavpur University, Kolkata which is a Key Resource Centre recognized by the Ministry of Drinking Water and Sanitation, Government of India.
- f) Study to create enabling environment for forest mosaic landscape management; and
- g) Any other study/consultancy for better management of forests.

Under (f) above, it is proposed to commission several studies/training programmes. One of key action programmes proposed is to create an enabling environment for conservation, protection and management of "natural forest agriculture mosaic landscape management" to improve the flow of forest ecosystem services to nearby agriculture farms. It is envisaged that such an approach to forest management will greatly enhance the propensity of peoples' participation in sustainable forest management in one of the least costly options. IBRAD, a



national level NGO is already working on this strategic action research, with Agriculture Department, Govt. of West Bengal, and ICAR, Government of India and the proposed project will be implemented by them (IBRAD) in the State of Jharkhand. The detailed proposal is at **Annexure-IX**. Other capacity building programmes as mentioned shall be initiated through capacity building and training of stakeholders including forest field staff, JFMC members and panchayat functionaries, along with development of social and human capital within the JFMCs. It would improve natural resource endowment through community participation to build ecosystem resilience and facilitate women empowerment.

With a view to improvise sustainable harvest of medicinal plants and support livelihoods of forest-dependent communities, it is proposed to establish Common Facility Centres for processing of medicinal plants in Sahebganj, Deoghar and Bokaro as a part of a pilot project. Such Centres may have a direct linkage with the market. Improved livelihoods would help participation of local communities and thus sustainable forest management.

**Awareness Generation, promoting voluntary activities/study tours on conservation methods and best practices (Rs. 200.00 lakh)**

Following works are proposed to be carried out at a total cost of Rs. 200.00 lakh :

- Publicity for carrying out plantation activities and organizing programmes at State Hqrs. as well as in all the territorial Divisions on other important days such as World Environment Day, World Forestry Day, Earth Day, World Wild Life Day, etc.;
- High quality green spaces bring considerable benefits to the people's physical and mental health and to the environment. Urban greens with their wide collection of trees and other plants have huge educational potential. It is proposed to have a plan for greening the city of Ranchi especially with respect to land available in the form of parks and gardens, school premises, hospitals, other public places and road side plantation. It is proposed to integrate plan for urban forestry into overall planning of the urban areas.
- Organizing study tour for students & youth to forest areas like Dalma, Betla & Netarhat etc. to make them aware about the activities carried out for conservation of forest and wildlife; Professional/ Experts may also be hired, if required, for this purpose.

**Monitoring and Evaluation (Rs. 400.00 lakh)**

Under this head, followings works will be undertaken:

- Audit of CAMPA by Accountant General, Jharkhand;
- Internal audit of CAMPA;
- e-Green Watch Portal – training/updating/ uploading of information, etc. It is proposed to provide manpower for this purpose to strengthen the offices of Regional CCFs, Field Director, Palamau Tiger Reserve CCF, Wild Life and State CAMPA.
- Independent evaluation of works under CAMPA;
- Independent evaluation of CAMPA Permanent Nurseries separately which shall also cover functioning, performance and relevance;

- Jharkhand Vision and Action Plan 2021 now defines the development priority of the State. It envisages effective convergence of various development initiatives at the delivery point. There are 15 thematic areas of focus, which identify key development outcomes to be taken up on Project Mode with timelines and roles. "Sustainable Forest Management" is one of the key Thematic Focus areas, and in addition to its "Lead Role" in this respect, has been designated "Supportive Role" in other Thematic Areas such as Rural Development, Agriculture, Enterprise and Industry etc. Empowered inter-departmental action groups have to set up with focus on process re-engineering and strengthen local self-governance. It is proposed to engage the services of M/s PwC for establishing a Sustainable Forest Management Cell, as M/s PwC is also the Implementation Team engaged at the State level by Govt. of Jharkhand for its Vision and Action Plan 2021. The engagement will be made at the Jharkhand SAC approved rates. It will help in convergence of developmental priorities of other departments with the Forest Department and facilitate to achieve targets in the key area of Sustainable Forest Management, so that the lower formations implement various programmes and schemes of the State Govt. in a convergent mode for the benefit of forests and forest fringe communities as outlined in the vision document.
- Engagement of Professionals/ Personnel viz. Technical support/ Multi-tasking Officers, Chartered Accountant, Manager-Natural Resource Management, Manager-Knowledge Management, Internal Auditor, IT Professional, Computing & office assistance etc. for compiling land release data, recording of receipt of related NPV, compensatory afforestation land and funds, preparation of CAMPA schemes, office support, preparation of accounting/ financial/audit reports, coordination with field functionaries and the Central Government.

The details of expenditure of engagement of professionals /personnel is given at **Annexure -X**.

#### **Other Activities (Rs. 254.047 lakh)**

Following activities are proposed to be taken up under this component:

- Wages of 209 Data Entry Operators for Range Offices;
- Maintenance (4<sup>th</sup> year work) of Gabions in Jharkhand High Court's New Premises at Ranchi;
- Purchase of office & field equipment, reimbursement of actual travel expenditure etc. of temporary staff.

Division and Component-wise details are given in **Annexure-XI**.

#### **Part-III : Compensatory Building Construction (Rs. 69.949 lakh)**

Construction of buildings in lieu of buildings damaged due to NHAI Project of NH-33 Widening in Hazaribag district is proposed at a cost of Rs. 69.949 lakh.

**Part -4: Schedule of Rates**

As regards the Schedule of Rates to be followed, it is proposed that for all plantations and allied activities, the Schedule of Rate of the State as circulated by Additional PCCF Development, Jharkhand will be followed. For activities proposed under CA/PCA component, the expenditure will be as per estimates and schemes annexed with the proposals submitted under FC Act by the State and as agreed to by the MoEF&CC. In case of revision in the Schedule of Rates, the construction of buildings, check dams etc., will be undertaken as per the new Schedule of Rates and Technical Sanction accorded by the competent authority. In that case, the proposed amount in the APO will stand modified accordingly. In case of change in the wage rate, the estimated amount will stand enhanced proportionately.



**ANNEXURES**

**(APO 2018-19)**

# Jharkhand CAMPA

CA / PCA Completion 2017-18

ANNEXURE 1.1

Sl. No.	Name of F. Div.	Forest Land		Non-Forest Land		Linear Plantation				Total No. of Plants planted
		Area (ha)	No. of Plants planted	Area (ha)	No. of Plants planted	Length (km)	No. of Plants planted	Number (gab)	No. of Plants planted	
1	2	3	4	5	6	7	8	9	10	11
1	Bokaro	342.280	4,50,358	---	---	---	---	---	---	4,50,358
2	Dhanbad	86.600	1,15,792	60.730	60,730	---	---	---	---	1,76,522
3	Giridih (E)	---	---	---	---	---	---	---	---	-
4	Giridih (W)	---	---	---	---	---	---	---	---	-
5	Ramgarh	610.000	10,16,260	---	---	---	---	---	---	10,16,260
6	Deoghar	---	---	---	---	3.500	7,000	---	---	7,000
7	Dumka	16.277	16,277	---	---	2.000	4,000	1,73,666	1,73,666	1,93,943
8	Godda	3.260	5,431	---	---	---	---	---	---	5,431
9	Jamtara	---	---	---	---	---	---	---	---	-
10	Pakur	---	---	---	---	---	---	---	---	-
11	Sahibganj	---	---	---	---	---	---	---	---	-
12	Chatra (N)	399.030	6,64,784	---	---	---	---	---	---	6,64,784
13	Chatra (S)	394.400	6,57,070	---	---	---	---	---	---	6,57,070
14	Hazaribag (E)	---	---	---	---	---	---	---	---	-
15	Hazaribag (W)	1,296.900	15,68,974	---	---	---	---	---	---	15,68,974
16	Koderma	800.000	1,60,000	---	---	---	---	---	---	1,60,000
17	Chaibasa	---	---	---	---	---	---	1,560.000	1,560	1,560
18	Jamshedpur	10.000	16,660	7.500	12,495	---	---	---	---	29,155
19	Koihan	---	---	---	---	---	---	---	---	-
20	Porahat	---	---	---	---	---	---	---	---	-
21	Saraikela	116.573	1,94,211	---	---	---	---	---	---	1,94,211
22	Saranda	---	---	---	---	---	---	---	---	-
23	Garhwa (N)	100.000	1,66,600	1.166	1,942	---	---	---	---	1,68,542
24	Garhwa (S)	---	---	---	---	---	---	---	---	-
25	Latehar	10.000	10,000	---	---	---	---	494.000	494	10,494
26	Medininagar	---	---	---	---	---	---	---	---	-
27	Khunti	---	---	---	---	---	---	---	---	-
28	Lohardaga	---	---	---	---	---	---	---	---	-
29	Ranchi	316.000	3,83,932	---	---	22.000	44,000	---	---	4,27,932
30	Simdega	---	---	---	---	---	---	---	---	-
31	Gumla	---	---	10.836	18,053	---	---	---	---	18,053
32	H'bag Wildlife	---	---	---	---	---	---	---	---	-
<b>Grand Total</b>		<b>4,501.320</b>	<b>54,26,350</b>	<b>80.232</b>	<b>93,220</b>	<b>27.500</b>	<b>55,000</b>	<b>1,75,720</b>	<b>1,75,720</b>	<b>57,50,289</b>

CA / PCA Completion 2016-17

Sl. No.	Name of F. Div.	Block Plantation		Linear Plantation				Total No. of Plants planted
		Area (ha)	No. of Plants planted	Length (km)	No. of Plants planted	Number (gab)	No. of Plants planted	
1	2	3	4	5	6	7	8	9
1	Bokaro	473.000	7,88,018	---	---	---	---	7,88,018
2	Dhanbad	---	---	14.560	29,120	---	---	29,120
3	Girdih (E)	---	---	---	---	---	---	---
4	Girdih (W)	---	---	---	---	---	---	---
5	Ramgarh	---	---	---	---	26,154	26,154	26,154
6	Deoghar	400.000	4,63,710	---	---	---	---	4,63,710
7	Dumka	61.488	98,556	42.600	85,200	---	---	1,83,756
8	Godda	---	---	---	---	3,600	3,600	3,600
9	Jamtara	18.370	30,604	48.500	97,000	---	---	1,27,604
10	Pakur	73.980	1,23,251	31.310	62,620	---	---	1,85,871
11	Sahibganj	18.600	30,988	47.810	95,620	---	---	1,26,608
12	Chatra (N)	---	---	---	---	---	---	---
13	Chatra (S)	62.000	1,03,292	---	---	---	---	1,03,292
14	Hazaribag (E)	194.000	3,89,800	---	---	---	---	3,89,800
15	Hazaribag (W)	889.769	11,63,167	---	---	---	---	11,63,167
16	Koderma	600.000	4,13,200	---	---	1,500	1,500	4,14,700
17	Chalbasa	---	---	---	---	---	---	---
18	Jamshedpur	---	---	---	---	---	---	---
19	Kolhan	---	---	---	---	---	---	---
20	Porahat	36.530	60,859	---	---	---	---	60,859
21	Saraikeia	---	---	---	---	---	---	---
22	Saranda	---	---	---	---	---	---	---
23	Garhwa (N)	---	---	---	---	---	---	---
24	Garhwa (S)	---	---	---	---	---	---	---
25	Latehar	156.360	1,71,996	---	---	---	---	1,71,996
26	Medininagar	---	---	---	---	---	---	---
27	Khunti	61.000	1,01,626	---	---	---	---	1,01,626
28	Lohardaga	127.178	2,11,879	---	---	---	---	2,11,879
29	Ranchi	---	---	---	---	---	---	---
30	Simdega	---	---	---	---	---	---	---
31	Gumla	---	---	---	---	---	---	---
32	H'bag Wildlife	---	---	---	---	---	---	---
	<b>Grand Total</b>	<b>3172.275</b>	<b>4150945</b>	<b>184.780</b>	<b>369560</b>	<b>31254.000</b>	<b>31254</b>	<b>4551759</b>





**Jharkhand CAMPA**  
**NPV Plantation (Completion)**

Sl. No.	Name of F. Div.	FY 2015-16					FY 2016-17					FY 2017-18	
		Afforestation & Soil Conservation		Linear Gabion Plantation		Total No. of Plants planted	Afforestation & Soil Conservation)		Linear Gabion Plantation		Total No. of Plants planted	Afforestation & Soil Conservation)	
		Physical	No. of Plants planted	No. of Gabion	No. of Plants planted		Physical	No. of Plants planted	No. of Gabion	No. of Plants planted		Physical	No. of Plants planted
1	2	3	4	5	6	7	8	9	10	11	12	13	14
1	Bokaro	150.000	2,49,900	---	---	2,49,900	150.000	2,49,900	---	---	2,49,900	100.000	1,66,600
2	Dhanbad	150.000	2,49,900	---	---	2,49,900	150.000	2,49,900	---	---	2,49,900	100.000	1,66,600
3	Giridih (E)	150.000	2,49,900	---	---	2,49,900	150.000	2,49,900	---	---	2,49,900	100.000	1,66,600
4	Giridih (W)	300.000	4,99,800	---	---	4,99,800	300.000	4,99,800	---	---	4,99,800	100.000	1,66,600
5	Ramgarh	100.000	1,66,600	---	---	1,66,600	75.000	1,24,950	---	---	1,24,950	---	---
6	Deoghar	---	---	---	---	---	---	---	---	---	---	---	---
7	Dumka	---	---	---	---	---	150.000	2,15,940	---	---	2,15,940	100.000	1,00,000
8	Godda	120.000	1,99,920	---	---	1,99,920	135.000	2,24,910	---	---	2,24,910	100.000	1,66,600
9	Jamtara	150.000	2,49,900	---	---	2,49,900	---	---	---	---	---	100.000	1,66,600
10	Pakur	---	---	---	---	---	30.000	49,980	---	---	49,980	---	---
11	Sahibganj	---	---	---	---	---	120.000	1,99,920	---	---	1,99,920	---	---
12	Chatra (N)	245.000	4,08,170	---	---	4,08,170	250.000	4,16,500	---	---	4,16,500	100.000	1,66,600
13	Chatra (S)	200.000	3,33,200	---	---	3,33,200	250.000	4,16,500	---	---	4,16,500	100.000	1,66,600
14	Hazaribag (E)	200.000	3,33,200	---	---	3,33,200	200.000	3,33,200	---	---	3,33,200	100.000	1,66,600
15	Hazaribag (W)	240.000	3,99,840	---	---	3,99,840	200.000	3,33,200	---	---	3,33,200	100.000	1,66,600
16	Koderma	200.000	3,33,200	---	---	3,33,200	185.000	3,08,210	---	---	3,08,210	25.000	41,650
17	Chaibasa	150.000	2,49,900	---	---	2,49,900	50.000	83,300	---	---	83,300	---	---
18	Jamshedpur	200.000	3,33,200	---	---	3,33,200	250.000	4,16,500	---	---	4,16,500	200.000	2,33,300
19	Kolhan	150.000	2,49,900	---	---	2,49,900	---	---	---	---	---	---	---
20	Porahat	---	---	---	---	---	---	---	---	---	---	---	---
21	Saraikela	100.000	1,66,600	---	---	1,66,600	150.000	2,49,900	---	---	2,49,900	100.000	1,66,600
22	Saranda	150.000	2,49,900	---	---	2,49,900	---	---	---	---	---	---	---
23	Garhwa (N)	50.000	83,300	---	---	83,300	100.000	1,66,600	---	---	1,66,600	50.000	83,300
24	Garhwa (S)	100.000	1,66,600	---	---	1,66,600	140.000	2,33,240	---	---	2,33,240	50.000	50,000
25	Latehar	170.000	2,83,220	---	---	2,83,220	100.000	1,66,600	---	---	1,66,600	100.000	1,00,000
26	Medininagar	150.000	2,49,900	---	---	2,49,900	90.000	1,49,940	---	---	1,49,940	100.000	1,00,000
27	Khunti	110.000	1,83,260	---	---	1,83,260	120.000	1,65,960	---	---	1,65,960	69.000	69,000
28	Lohardaga	125.000	2,08,250	---	---	2,08,250	50.000	55,000	---	---	55,000	100.000	1,10,000
29	Ranchi	250.000	4,16,500	3,200	3,200	4,19,700	213.000	2,34,300	1,360	1,360	2,35,660	100.000	1,00,000
30	Simdega	123.000	2,04,918	---	---	2,04,918	170.000	1,87,000	---	---	1,87,000	70.000	70,000
31	Gumla	125.000	2,08,250	---	---	2,08,250	100.000	1,10,000	---	---	1,10,000	30.000	30,000
32	PTR (Buffer)	---	---	---	---	---	---	---	---	---	---	---	---
33	PTR (Core)	---	---	---	---	---	---	---	---	---	---	---	---

Sl. No.	Name of F. Div.	FY 2015-16					FY 2016-17					FY 2017-18	
		Afforestation & Soil Conservation		Linear Gabion Plantation		Total No. of Plants planted	Afforestation & Soil Conservation)		Linear Gabion Plantation		Total No. of Plants planted	Afforestation & Soil Conservation)	
		Physical	No. of Plants planted	No. of Gabion	No. of Plants planted		Physical	No. of Plants planted	No. of Gabion	No. of Plants planted		Physical	No. of Plants planted
1	2	3	4	5	6	7	8	9	10	11	12	13	14
34	Ele. Proj, JSR	---	---	---	---	---	---	---	---	---	---	20,000	33,320
35	H'bag WL	100,000	1,66,600	---	---	1,66,600	---	---	---	---	---	---	---
36	Ranchi WL	---	---	---	---	---	---	---	---	---	---	---	---
37	Deoghar SF	106,000	1,76,596	---	---	1,76,596	15,000	24,990	---	---	24,990	27,500	45,815
38	Dumka SF	332,000	5,53,112	---	---	5,53,112	350,000	5,83,100	---	---	5,83,100	---	---
39	Garhwa SF	325,000	5,41,450	---	---	5,41,450	336,000	5,59,776	---	---	5,59,776	180,000	2,99,880
40	Hazaribag SF	350,000	5,83,100	---	---	5,83,100	333,000	5,54,778	---	---	5,54,778	180,000	2,99,880
41	Koderma SF	350,000	5,83,100	---	---	5,83,100	350,000	5,83,100	---	---	5,83,100	180,000	2,99,880
42	Latehar SF	340,000	5,66,440	---	---	5,66,440	350,000	5,83,100	---	---	5,83,100	180,000	2,99,880
43	Adityapur SF	200,000	3,33,200	---	---	3,33,200	300,000	4,99,800	---	---	4,99,800	180,000	2,99,880
44	Chaibasa SF	350,000	5,83,100	---	---	5,83,100	350,000	5,83,100	---	---	5,83,100	180,000	1,80,000
45	Ranchi SF	---	---	---	---	---	90,000	1,21,640	---	---	1,21,640	90,000	90,000
46	Simdega SF	310,000	5,16,460	---	---	5,16,460	272,000	2,99,200	---	---	2,99,200	180,000	1,80,000
	Grand Total	6921.00	11530386	3200	3200	11533586	6624.00	10483734	1360	1360	10485094	3491.50	4946385



**CAMPA (Other works)**  
**Year-wise Works (FY 2010-11 to 2017-18)**

Sl.No.	Other Works	Unit	FY 2010-11	FY 2011-12	FY 2012-13	FY 2013-14	FY 2014-15	FY 2015-16	FY 2016-17	FY 2017-18	Total
1	Water Harvesting/Retention Structures	No.	601	323	229	248	340	308	1	0	2050
2	Permanent Nurseries - Maintenance	Ha.	---	101.69	101.69	101.55	101.55	97.05	87.25	86.25	
3	NR, Silviculture operation and Soil & Moisture conservation	Ha.	---	---	---	---	---	---	850.00	2199.43	3049.43
4	Boundary Pillars- Construction	No.	---	---	---	---	43446	---	28115	40481	112042
5	Strengthening of GIS Cells	Unit	---	---	---	---	6	6	6	6	
6	Digitisation of Cadasral Sheets	Villages	---	---	---	7134	700	570	0	0	8404
7	New Building Construction (Frontline Staff)	No.	---	---	---	51	108	42	0	75	276
8	Building Repair (Frontline Staff)	No.	---	---	---	563	406	651	0	948	
9	Forest Road Repair	Km	---	---	4412.17	2329.58	3421.70	2747.96	2843.60	3146.28	
10	Vehicles (Frontline Staff)	No.	---	---	0	60	54	16	1	5	136
11	Home guards for Forest Protection	No.	---	---	---	---	480	544	585	650	

**Other expenditure heads :**

17	Dev. Of Wildlife Sanctuaries
13	Anti-depredation Scheme
14	POL Expenses (136 Vehicles)
15	Wages of Drivers (136 Nos)
16	Wages for Computer Operator (192 Nos.)

Forestry and other activities carried out in the state in last three years from the fund  
received under other schemes

(Rs. in Lakh)

Sl. No.	Major Head/ Minor Heads of Development (Scheme-wise)	2015-16	2016-17	2017-18
<b>A</b>	<b>2406 – Forestry and Wildlife</b>			
<b>A.1</b>	<b>Centrally Sponsored Schemes (State Share)</b>			
	<i>Continuing Schemes</i>			
1	Intensification of Forest Management (CSS; 60:40) State Share	145.489	182.830	62.910
2	Palamau Tiger Reserve (CSS; 60:40) State Share	0.000	109.791	131.900
3	Palamau Tiger Reserve (CSS; 50:50) State Share	78.537	185.000	180.726
4	Project Elephant (CSS; 60:40)	0.000	80.000	81.804
5	Integrated Development of Wildlife Habitat (CSS; 60:40) State Share	0.000	80.000	45.635
6	Sub-Mission of Agro Forestry (CSS; 60:40) State Share			144.000
7	National Afforestation Programme (NAP) (CSS; 60:40) State Share	0.000	426.380	0.000
	<b>Total A.1 (Sl. No. 1 to 7)</b>	<b>224.026</b>	<b>1064.001</b>	<b>646.975</b>
<b>A.2</b>	<b>State Plan Schemes</b>			
	<i>Restructured Schemes</i>			
1	Training, Publicity, Research & Evaluation (Old schemes : (i) 01-Forest Survey, Working Plans, Research & Evaluation (ii) 02-Training Facilities (iii) 20-Forest Publicity)	0.000	0.000	1246.301
	<i>Continuing Schemes</i>			
1	Mukhyamantri Jan-Van Yojna	0.000	1000.000	84.053
2	Third Party evaluation of forestry schemes	0.000	100.000	0.000
3	Afforestation & Soil Conservation on Notified Forest Land	6657.929	10891.084	11486.652
4	Afforestation on Land Outside Notified forest	5265.700	6780.320	6373.912
5	Digitization and Consolidation of Forest Boundary & Records	3198.577	4000.000	4001.596
6	Modernization & IT enabled Services for Forest Offices	505.509	735.000	300.766
7	Wildlife Crime Control	225.788	300.000	1885.037
8	Eco-development, Wildlife Education and Awareness	197.353	300.000	0.000
9	Permanent Nurseries & Seed Orchards	72.903	413.470	6.173
10	Development of Minor Forest Produce	1376.413	1637.006	1487.414
11	Forest Management Facilities	2397.575	2500.000	2742.885
12	Training Facilities	158.950	300.000	0.000
13	Publicity & Public Relations	151.020	275.000	0.000
14	Forest Survey, Working Plans, Research & Evaluation	215.921	300.000	0.000
15	Jharkhand Participatory Forest Management Project	32.971	85.880	71.383
16	Silvicultural operations	0.000	1872.139	2639.265
	<b>Sub Total (Sl. No. 1 to 19)</b>	<b>20456.609</b>	<b>31489.899</b>	<b>32325.447</b>
1	13th Finance Commission (Grant-in-aid)	0.000	0.000	
	<b>Total A (A.1 + A.2)</b>	<b>20680.635</b>	<b>32553.900</b>	<b>32972.422</b>
<b>B</b>	<b>4406 – Capital Outlay on Forestry and Wildlife</b>			
	<i>Continuing Schemes</i>			
1	Grant-in-aid to JHARPARKS	50.000	500.000	1083.480
2	Grant-in-aid to Jharkhand State Zoo Authority	500.000	500.000	650.000
3	Grant-in-aid to Jharkhand State Bio-diversity Board and Other Autonomous bodies (NTFP Board etc.) of the Department	200.000	200.000	300.000
4	Grant-in-aid to Eco-tourism	0.000	800.000	876.978
	<b>Total C (Sl. No. 1 to 3)</b>	<b>750.000</b>	<b>2000.000</b>	<b>2910.458</b>
	<b>Grand Total (A.1 + A.2 + B)</b>	<b>21430.635</b>	<b>34553.900</b>	<b>35882.880</b>



## ABSTRACT

## Detailed data base of Forest Lands Diversion under F.C. Act, 1980

Sl. No.	Period of Land Diversion & Fund Deposits	Sl. No.	Proposal Name & number	Category (Mining, Road etc.)	User Agency (State Govt., Govt. Private/ General)	Area of Forest land applied for (ha)	Area of forest Diverted (ha)	Proposal Status	CA (if applicable) (in ha)	Area of NFL identified under general category (in ha)	Area of DFL identified under exempt category (in ha)	Less than one ha of forest land diverted under exempt category (in ha)	NPV Rs. (in lakh)	CA Rs. (in lakh)	ACA Rs. (in lakh)	PCA Rs. (in lakh)	CAT Rs. (in lakh)	Others, if any	Interest Amount	Total amount Rs. (in lakh)	Remarks
1	25.10.1980 to 31.11.2000	71				3,371.883	3,471.309		3,248.208	481.863	2,057.246	1,178	6,323.875	3,153.493	90,946	591,316	661,683			71	21
2	16.11.2000 to 31.03.2006	80				7,094.053	6,585.855		11,138.591	272,599	8,528,144	2,900	42,316,119	4,868,865	1,632,070	7,056,857	3,188,032			80	22
3	01.04.2006 to 31.03.2012	206				16,873.794	9,725,778		22,352,258	3,359,726	10,967,867	10,420	1,06,355,720	15,352,530	2,290,611	1,878,707	2,512,445			206	23
4	01.04.2012 to 31.03.2015	120				6,063.923	4,093,137		5,188,817	77,235	3,043,022	2,808	28,578,000	3,243,101	3,723,396	801,060	3,657,126			120	24
5	01.04.2015 to 31.12.2018	41				3,611.886	1,634,155		2,607,582	48,941	2,654,534	-	3,009,022	1,507,569	358,231	25,185	99,509			41	25
	Total	828				37,214.848	33,266,035		45,130,340	2,450,540	23,209,651	23,905	1,87,078,830	32,159,058	8,106,264	8,958,084	17,139,985			828	26

## Detailed data base of Old Projects Renewal under F.C. Act, 1980

Sl. No.	Period of Land Diversion & Fund Deposits	Sl. No.	Proposal Name & number	Category (Mining, Road etc.)	User Agency (State Govt., Govt. Private/ General)	Area of Forest land applied for (ha)	Area of forest Diverted (ha)	Proposal Status	CA (if applicable) (in ha)	Area of NFL identified under general category (in ha)	Area of DFL identified under exempt category (in ha)	Less than one ha of forest land diverted under exempt category (in ha)	NPV Rs. (in lakh)	CA Rs. (in lakh)	ACA Rs. (in lakh)	PCA Rs. (in lakh)	CAT Rs. (in lakh)	Others, if any	Interest Amount	Total amount Rs. (in lakh)	Remarks
1	25.10.1980 to 31.11.2000	10				1433.354	1418.674		1573.885	1573.846	1242.816	0.000	3184.059	782.771	0.000	539,343	0.163			10	27
2	16.11.2000 to 31.03.2006	13				1154.329	1092.290	0.000	1654.899	181,560	1527,254	0.000	5902,291	897,111	0.000	909,142	0.199			13	28
3	01.04.2006 to 31.03.2012	30				1629.451	950.603	0.000	1851.761	8,781	1807,420	0.000	2357,478	1,655,854	28,150	2,308	0.600			30	29
4	01.04.2012 to 31.03.2015	12				1104.691	1105.691	0.000	296,004	0.000	59,798	0.000	2200,697	3437,647	0.000	0.000	0.000			12	30
5	01.04.2015 to 31.12.2018	8				206.484	171.440	0.000	237,808	0.000	130,080	0.000	46,543	31,189	0.000	0.000	0.000			8	31
	Total	73				5428.310	4740.648	0.000	5622,618	1762,127	4828,363	0.000	36251,459	5804,886	28,550	1250,793	1,168	0.000	0.000	73	32
	Grand Total		601,000	0.000	0.000	42693,398	30006,683	0.000	50732,958	4212,068	33028,221	23,905	224230,309	3740,623	8133,804	8208,877	12141,130	0.000	0.000	239954,770	



CAMPA WORKS (1)  
Statement of Financial Year-wise Plantations under CAMPA (FY 2010-11 to 2017-18)  
(Based on Completion/ Plantation year)

Scheme	Item	FY 2010-11		FY 2011-12		FY 2012-13		FY 2013-14		FY 2014-15		FY 2015-16		FY 2016-17		FY 2017-18		Grand Total	
		Area/Road length/No. of Gab	No. of Seedling planted	Area/Road length/No. of Gab	No. of Seedling planted	Area/Road length/No. of Gab	No. of Seedling planted	Area/Road length/No. of Gab	No. of Seedling planted	Area/Road length/No. of Gab	No. of Seedling planted	Area/Road length/No. of Gab	No. of Seedling planted	Area/Road length/No. of Gab	No. of Seedling planted	Area/Road length/No. of Gab	No. of Seedling planted	Area/Road length/No. of Gab	No. of Seedling planted
1	2	3	4	5	6	7	8	9	10	11	12	13	14	15	16	17	18	19	20
CA/PCA	Forest Land	—	—	5,963.315	63,01,744	3,725,000	45,38,524	2,319,558	37,86,354	2,870,540	42,79,071	1,507,820	20,78,700	2,988,407	38,48,004	4,501,320	54,28,200	23,875,871	3,32,39,352
	Non-Forest Land	—	—	8,500	7,100	912,000	11,58,452	—	—	134,330	1,34,894	97,990	1,33,300	193,968	3,02,441	90,250	82,219	1,414,040	18,90,248
	Sub Total (Block Pl.)	—	—	5,968,815	63,08,844	4,637,000	56,96,976	2,319,558	37,86,354	3,004,870	44,74,867	1,605,810	22,12,000	3,182,375	41,50,445	4,591,570	55,10,419	25,290,911	3,51,29,600
CA/PCA	Linear Pl. (Km)	48,000	8,800	—	—	—	—	—	—	—	—	8,000	12,000	194,750	3,68,500	27,500	20,000	287,200	4,68,300
	Linear Pl. (Gabion)	—	—	—	—	—	—	—	—	—	36,000	—	1,000	—	31,254	—	1,75,720	—	2,43,974
	Sub Total (Linear Pl.)	48,000	8,800	—	—	—	—	—	—	36,000	—	8,000	13,000	194,750	4,00,814	27,500	21,750	287,200	4,90,274
NPV Pl.	Establishment of Natural Forests	—	—	29,732,000	57,54,400	300,000	80,000	—	—	—	—	—	—	—	—	—	—	29,832,000	58,34,400
	Attenuation & Soil conservation	—	—	3,090,000	91,47,940	3,278,300	54,58,399	4,824,480	77,04,384	5,810,000	94,71,210	6,821,200	1,15,30,388	6,824,000	1,04,83,734	3,491,500	49,48,385	33,837,330	5,47,44,438
	Sub Total (NPV Pl.)	—	—	31,822,000	1,09,02,340	3,578,300	55,18,399	4,824,480	77,04,384	5,810,000	94,71,210	6,821,200	1,15,50,388	6,824,000	1,04,83,734	3,491,500	49,48,385	32,829,330	6,05,88,838
NPV Pl.	Linear Pl. (Gabion)	—	—	—	—	—	—	—	—	—	—	—	3,200	—	1,380	—	—	—	4,580
	Sub Total	—	—	—	—	—	—	—	—	—	—	—	3,200	—	1,380	—	—	—	4,580
	Shrubbery, Natural Regeneration & SMC works	—	—	—	—	—	—	—	—	—	—	—	—	—	—	—	—	—	—
	Sub Total	—	—	—	—	—	—	—	—	—	—	—	—	—	—	—	—	—	—
	Grand Total	48,000	8,800	37881,815 ha	2,02,18,234	8219,800 ha	1,12,18,375	6944,038 ha	1,14,70,738	8814,870 ha + 6.00 km + 38000 gab	1,58,81,877	8526,570 ha + 6.00 km + 3200 gab	1,37,58,881	8706,275 ha + 194,780 km + 33814 gab	1,50,30,853	8072,052 ha + 27,500 km + 178720 gab	1,08,98,674	88220,121 ha + 267,288 km + 248654 gab	9,83,87,232

ht

## Different forestry schemes being implemented in the state (State Plan)

Sl. No.	Scheme Name
<b>A.1</b>	<b>Centrally Sponsored Schemes</b>
	<i>Continuing Schemes</i>
1	Intensification of Forest Management (CSS; 60:40)
2	Palamau Tiger Reserve (CSS; 60:40)
3	Palamau Tiger Reserve (CSS; 50:50)
4	Project Elephant (CSS; 60:40)
5	Integrated Development of Wildlife Habitat (CSS; 60:40)
6	Sub-Mission of Agro Forestry (CSS; 60:40)
<b>A.2</b>	<b>State Plan Schemes</b>
	<i>Restructured Schemes</i>
1	Wildlife Conservation & Crime Control (Old schemes : (i) 45-Wildlife Crime Control (ii) 44-Eco Development, Wildlife Education and Awareness (iii) 24-Wildlife Conservation)
2	Training, Publicity, Research & Evaluation (Old schemes : (i) 01-Forest Survey, Working Plans, Research & Evaluation (ii) 02-Training Facilities (iii) 20-Forest Publicity )
	<i>Continuing Schemes</i>
3	Mukhyamantri Jan-Van Yojna
4	Jharkhand State Climate Change Action Unit
5	Third Party evaluation of forestry schemes
6	Afforestation & Soil Conservation on Notified Forest Land
7	Afforestation on Land Outside Notified forest
8	Digitization and Consolidation of Forest Boundary & Records
9	Modernization & IT enabled Services for Forest Offices
10	Wildlife Crime Control
11	Eco-development, Wildlife Education and Awareness
12	Permanent Nurseries & Seed Orchards
13	Development of Minor Forest Produce
14	Wildlife Conservation
15	Forest Management Facilities
16	Training Facilities
17	Publicity & Public Relations
18	Forest Survey, Working Plans, Research & Evaluation
19	Jharkhand Participatory Forest Management Project
20	Silvicultural operations
<b>B</b>	<b>4406 – Capital Outlay on Forestry and Wildlife</b>
	<i>Continuing Schemes</i>
1	Grant-in-aid to JHARPARKS
2	Grant-in-aid to Jharkhand State Zoo Authority
3	Grant-in-aid to Jharkhand State Bio-diversity Board and Other Autonomous bodies of the Department
4	Grant-in-aid to Eco-tourism

Annexure - 6

**Total afforestation work done in last three years under State Plan in various schemes being implemented in the state**

S. No.	Year	State Plan	
		Area (in Ha)	No. of plants
1	2015-16	10,086.90	128,95,549
2	2016-17	6,730.26	110,78,744
3	2017-18	11,636.18	168,91,034
<b>TOTAL</b>		<b>28,453.34</b>	<b>408,65,327</b>



ANNEXURE - 7

Ad-hoc

Compensatory Afforestation Fund Management and Planning Authority  
Constituted by the Hon'ble Supreme Court of India, by Order dated 5<sup>th</sup> May 2006 in  
IA No.1337 with IA Nos.827, 1122, 1216, 1473 in  
WP (Civil) No.202 of 1995 : T N Godavarman Thirumalpad Vs Union of India & Ors.

4<sup>th</sup> floor, Block No.3, CGO Complex, New Delhi - 110 003

No.(011) 24368006. FAX No.(011) 24368007. E-mail : [adhoc-campa-mef@nic.in](mailto:adhoc-campa-mef@nic.in)

31

No.13-34/2016-CAMPA

Dated the 19<sup>th</sup> December 2017.

Order.

It has been decided to constitute a Committee, with the following composition to consider and make recommendations on monitoring of Projects undertaken with financial assistance from the corpus held with the Ad-hoc Compensatory Afforestation Fund Management and Planning Authority, viz. :

- |   |             |
|---|-------------|
| 1. Dr Tejinder Singh, Addl PCCF (Central), MoEF&CC, Bhopal        | Chairman    |
| 2. Shri M R G Reddy, Addl PCCF (Central), MoEF&CC, Chennai        |             |
| 3. Shri Kanwarjit Singh, Addl PCCF (Central), MoEF&CC, Nagpur     |             |
| 4. Shri C D Singh, Addl PCCF (Central), MoEF&CC, Chandigarh       |             |
| 5. 1 person each to be nominated by the DG FSI/ DG ICFRE/ Dir WII |             |
| 6. IGF, FC, MoEF&CC/ Member Secretary AD-hoc CAMPA                | Members     |
| 7. Dy Inspector General of Forest (FC), MoEF&CC                   | Member Secy |

2. The terms of reference of the Committee shall be :

- (1) to develop the framework for monitoring of all works undertaken from the Compensatory Afforestation Funds, released by the Ad-hoc CAMPA;
- (2) to develop proper forms to be filled and submitted for monitoring ;
- (3) to analyse the existing conditions and develop the standard and general conditions to be stipulated in the forest clearance granted under the FC Act 1980. These conditions should be quantifiable, measurable visible and monitorable by the authorities responsible for monitoring of compliance of these conditions ;
- (4) to suggest agencies which may be registered for monitoring of the works and suggest the terms and conditions proposed and submitted with the monitoring report, as Annexure.

3. The Committee shall meet at such venues, dates/ intervals as may be determined by the Chairman. The Chairman shall be at liberty to constitute

APCCF, CAMPA

Please discuss  
S  
8/1/18

5  
Joshi

कार्यालय प्रधान गु.प.सं. मंत्रालय  
पं.सं.पं.सं. .... 76  
09.01.18  
दिनांक.....

6  
16-1-2018

sub- Committees to whom specific issues may be referred for focused consideration and report.

4. The expenses on deliberations of the Committee shall be met from the same source as the salaries of the Members are drawn.

5. The Committee shall submit its report within a period of 6 months.

  
(D K Sinha)

Inspector General of Forests and  
Chief Executive Officer, Ad-hoc CAMPA

To :

1. All Members of the Committee ;
  2. Pr CCFs / HoFF, All States/ UTs ;
- PPS to DGF&SS/ PPS to Addl DGF.FC /WL/NTCA/

## Annexure- 8

## Budgetary allocation in the state in previous year for forestry &amp; ancillary activities under state schemes

(Rs. in Lakh)

Sl. No.	Major Head/ Minor Heads of Development (Scheme-wise)	2017-18
<b>A</b>	<b>2406 – Forestry and Wildlife</b>	
<b>A.1</b>	<b>Centrally Sponsored Schemes (State Share)</b>	
	<b>Continuing Schemes</b>	
1	Intensification of Forest Management (CSS; 60:40) State Share	62.910
2	Palamau Tiger Reserve (CSS; 60:40) State Share	131.900
3	Palamau Tiger Reserve (CSS; 50:50) State Share	180.726
4	Project Elephant (CSS; 60:40)	81.804
5	Integrated Development of Wildlife Habitat (CSS; 60:40) State Share	45.635
6	Sub-Mission of Agro Forestry (CSS; 60:40) State Share	144.000
7	National Afforestation Programme (NAP) (CSS; 60:40) State Share	0.000
	<b>Total A.1 (Sl. No. 1 to 7)</b>	<b>646.975</b>
<b>A.2</b>	<b>State Plan Schemes</b>	
	<b>Restructured Schemes</b>	
1	Training, Publicity, Research & Evaluation schemes : (i) 01-Forest Survey, Working Plans, Research & Evaluation (ii) 02-Training Facilities (iii) 20-Forest Publicity (Old)	1246.301
	<b>Continuing Schemes</b>	
1	Mukhyamantri Jan-Van Yojna	84.053
2	Third Party evaluation of forestry schemes	0.000
3	Afforestation & Soil Conservation on Notified Forest Land	11486.662
4	Afforestation on Land Outside Notified forest	6373.912
5	Digitization and Consolidation of Forest Boundary & Records	4001.596
6	Modernization & IT enabled Services for Forest Offices	300.766
7	Wildlife Crime Control	1885.037
8	Eco-development, Wildlife Education and Awareness	0.000
9	Permanent Nurseries & Seed Orchards	6.173
10	Development of Minor Forest Produce	1487.414
11	Forest Management Facilities	2742.885
12	Training Facilities	0.000
13	Publicity & Public Relations	0.000
14	Forest Survey, Working Plans, Research & Evaluation	0.000
15	Jharkhand Participatory Forest Management Project	71.383
16	Silvicultural operations	2639.265
	<b>Sub Total (Sl. No. 1 to 16)</b>	<b>32325.447</b>
	<b>Total A (A.1 + A.2)</b>	<b>32972.422</b>
<b>B</b>	<b>4406 – Capital Outlay on Forestry and Wildlife</b>	
	<b>Continuing Schemes</b>	
1	Grant-in-aid to JHARPARKS	1083.480
2	Grant-in-aid to Jharkhand State Zoo Authority	650.000
3	Grant-in-aid to Jharkhand State Bio-diversity Board and Other Autonomous bodies (NTPP Board etc.) of the Department	300.000
4	Grant-in-aid to Eco-tourism	876.978
	<b>Total C (Sl. No. 1 to 3)</b>	<b>2910.458</b>
	<b>Grand Total (A.1 + A.2 + B)</b>	<b>35882.880</b>



CA / PCA (Completion & Maintenance) 2018-19

Sl. No.	Name of F. Div.	Forest Land Cmp Work		Non-Forest Land Compl. Work		CA/PCA Linear Pl. Comp work				Forest Land Maint. Yr 3		CA/PCA Linear Pl. Maint. Yr 3				Forest Land Maint. Yr 4	
		Area (ha)	Amount	Area (ha)	Amount	Length (km)	Amount	No. (gab)	Amount	Area (ha)	Amount	Length (km)	Amount	No. (gab)	Amount	Area (ha)	Amount
1	2	3	4	5	6	7	8	9	10	11	12	13	14	15	16	17	18
1	Bokaro	483.920	128.606	---	---	---	---	---	---	342.280	42.590	---	---	---	---	473.000	53.176
2	Dhanbad	77.000	22.447	20.360	5.723	---	---	---	---	147.330	21.614	---	---	---	---	---	---
3	Girdih (E)	212.350	63.032	---	---	---	---	---	---	---	---	---	---	---	---	---	---
4	Girdih (W)	---	---	---	---	---	---	---	---	---	---	---	---	---	---	---	---
5	Ramgarh	125.000	36.525	---	---	---	---	---	---	610.000	82.507	---	---	---	---	---	---
6	Deoghar	170.000	49.805	---	---	---	---	---	---	---	---	---	---	---	---	---	---
7	Dumka	---	---	---	---	---	---	---	---	---	---	3.500	4.993	---	---	400.000	37.356
8	Godda	---	---	---	---	---	---	---	---	---	---	2.000	2.853	1,73,666	594.783	61.488	8.063
9	Jamtara	3.460	2.226	---	---	2.237	2.916	---	---	---	---	---	---	---	---	18.370	2.292
10	Pakur	45.900	14.172	---	---	---	---	---	---	---	---	---	---	---	---	73.980	9.208
11	Sahibganj	---	---	---	---	---	---	---	---	---	---	---	---	---	---	18.600	3.177
12	Chatra (N)	---	---	---	---	---	---	---	---	399.030	53.274	---	---	---	---	---	---
13	Chatra (S)	145.585	44.227	---	---	---	---	---	---	394.400	53.794	---	---	---	---	62.000	6.545
14	Hazaribag (E)	---	---	---	---	---	---	---	---	---	---	---	---	---	---	194.000	23.417
15	Hazaribag (W)	230.000	44.399	---	---	11.000	14.340	---	---	1,296.900	123.961	---	---	---	---	889.760	86.019
16	Koderma	---	---	3.000	1.451	---	---	500	2.144	800.000	31.845	---	---	---	---	600.000	35.793
17	Chaibasa	---	---	---	---	---	---	---	---	---	---	---	---	1,560	5.343	---	---
18	Jamshedpur	---	---	---	---	---	---	---	---	17.500	3.539	---	---	---	---	---	---
19	Kolhan	---	---	---	---	---	---	---	---	---	---	---	---	---	---	---	---
20	Parahat	62.720	12.924	---	---	---	---	---	---	---	---	---	---	---	---	36.530	5.435
21	Saalkela	---	---	---	---	---	---	---	---	116.573	20.309	---	---	---	---	---	---
22	Saranda	---	---	---	---	---	---	---	---	---	---	---	---	---	---	---	---
23	Garhwa (N)	60.000	17.271	---	---	---	---	---	---	101.166	14.124	---	---	---	---	---	---
24	Garhwa (S)	---	---	---	---	---	---	---	---	---	---	---	---	---	---	---	---
25	Latehar	47.950	9.190	---	---	---	---	---	---	10.000	1.607	---	---	494	1.692	156.360	13.384
26	Medininagar	---	---	---	---	---	---	---	---	---	---	---	---	---	---	---	---
27	Gumla	19.638	6.408	126.060	27.398	---	---	---	---	10.836	3.038	---	---	---	---	---	---
28	Khunti	---	---	18.960	5.698	---	---	---	---	---	---	---	---	---	---	61.000	7.334
29	Lehantaga	---	---	---	---	---	---	---	---	---	---	---	---	---	---	127.178	15.070
30	Ranchi	---	---	---	---	---	---	---	---	316.000	28.616	22.000	31.383	---	---	---	---
31	Simdega	15.336	4.734	---	---	---	---	---	---	---	---	---	---	---	---	---	---
32	Hbag Wildlife	---	---	---	---	---	---	---	---	---	---	---	---	---	---	---	---
	Grand Total	1699.859	456.566	168.380	41.271	13.237	17.256	174166	599.954	4581.552	483.907	27.500	39.229	175720	601.818	3172.275	306.270

Sl. No.	Name of F. Div.	CA/PCA Linear Pl. Maint. Yr 4				Forest Land Maint. Yr 5		CA/PCA Linear Pl. Maint. Yr 5				Forest Land Maint. Yr 6		CA/PCA Linear Pl. Maint. Yr 6		Forest Land Maint. Yr 7		Total Amount
		Length (km)	Amount	No. (gab)	Amount	Area (ha)	Amount	Length (km)	Amount	No. (gab)	Amount	Area (ha)	Amount	Number (gab)	Amount	Area (ha)	Amount	
1	2	19	20	21	22	23	24	25	26	27	28	29	30	31	32	33	34	35
1	Bokaro	---	---	---	---	150.000	11.936	---	---	---	---	302.120	4.332	---	---	---	---	242.641
2	Dhanbad	14.560	6.166	---	---	35.220	3.467	6.000	5.042	---	---	---	---	---	---	---	---	65.459
3	Giridih (E)	---	---	---	---	230.000	21.726	---	---	---	---	127.650	1.733	---	---	---	---	86.491
4	Giridih (W)	---	---	---	---	---	---	---	---	---	---	---	---	---	---	---	---	0.000
5	Ramgarh	---	---	26,154	89,574	---	---	---	---	1,000	1,787	503.000	7.798	6,000,000	10,721	190,000	1,733	230,645
6	Deoghar	---	---	---	---	---	---	---	---	---	---	373.400	7.798	---	---	9,200	0.866	100,818
7	Dumka	42.600	18.040	---	---	---	---	---	---	---	---	---	---	---	---	---	---	1221,422
8	Godda	---	---	3,600	12,330	5,000	1,224	---	---	---	---	45,900	0.866	---	---	---	---	15,634
9	Jamtara	48.500	20,338	---	---	---	---	---	---	---	---	32,000	0.866	---	---	---	---	28,839
10	Pakur	31.310	13,259	---	---	---	---	---	---	---	---	---	---	---	---	---	---	36,639
11	Sahibganj	47,810	20,246	---	---	---	---	---	---	---	---	---	---	---	---	---	---	21,422
12	Chatra (N)	---	---	---	---	---	---	---	---	---	---	34,000	0.866	---	---	338,000	1,466	57,606
13	Chatra (S)	---	---	---	---	322,400	27,363	---	---	---	---	115,500	1,733	---	---	657,269	6,931	140,594
14	Hazaribag (E)	---	---	---	---	232,000	17,947	---	---	---	---	98,000	1,733	---	---	---	---	43,096
15	Hazaribag (W)	---	---	---	---	403,000	29,061	---	---	---	---	631,000	7,798	---	---	1,125,090	13,863	320,041
16	Koderma	---	---	1,500	5,137	31,600	7,862	---	---	---	---	128,000	3,466	---	---	---	---	87,699
17	Chaibasa	---	---	---	---	---	---	---	---	---	---	---	---	---	---	---	---	5,343
18	Jamshedpur	---	---	---	---	---	---	---	---	---	---	---	---	---	---	---	---	3,539
19	Kolhan	---	---	---	---	---	---	---	---	---	---	---	---	---	---	---	---	0,000
20	Parahat	---	---	---	---	---	---	---	---	---	---	---	---	---	---	---	---	18,359
21	Seraikela	---	---	---	---	---	---	---	---	---	---	---	---	---	---	---	---	20,309
22	Saranda	---	---	---	---	---	---	---	---	---	---	---	---	---	---	---	---	0,000
23	Garhwa (N)	---	---	---	---	---	---	---	---	---	---	---	---	---	---	---	---	31,355
24	Garhwa (S)	---	---	---	---	---	---	---	---	---	---	---	---	---	---	---	---	0,000
25	Latehar	---	---	---	---	130,000	9,324	---	---	---	---	299,820	6,065	---	---	---	---	41,261
26	Medininagar	---	---	---	---	---	---	---	---	---	---	---	---	---	---	---	---	0,000
27	Gumla	---	---	---	---	---	---	---	---	---	---	105,510	6,065	---	---	---	---	42,509
28	Khunti	---	---	---	---	---	---	---	---	---	---	---	---	---	---	---	---	13,032
29	Lohardaga	---	---	---	---	---	---	---	---	---	---	---	---	---	---	---	---	15,070
30	Ranchi	---	---	---	---	---	---	---	---	---	---	140,970	3,466	30,000,000	53,607	---	---	117,073
31	Simdega	---	---	---	---	66,350	7,951	---	---	---	---	18,000	0,866	---	---	---	---	13,551
32	Htg Wildlife	---	---	---	---	---	---	---	---	---	---	50,000	0,866	---	---	---	---	0,866
	Grand Total	184,780	78,247	31254	107,041	1605,570	139,871	6,000	6,042	1000	1,787	3004,870	56,318	36000,000	64,328	2319,559	26,860	3025,764



# Jharkhand CAMPA

ANNEXURE - II

CA / PCA Advance work during 2018-19

(Rs. in lakh)

Sl. No.	Name of forest Div.	Name of Project	Area Diverted	Govt Approval Letter No. & Dt.	Block Pl.								
					F.L.		N.F.L.		PCA		Safety zone		
					Phy (ha)	Fin	Phy (ha)	Fin	Phy (ha)	Fin	Phy (ha)	Fin	
1	2	3	4	5	6	7	8	9	10	11	12	13	
1	Dhanbad	BCCJ Ghanuadih, Bera OCP	234.08	B-44/2009 FC Dt. 12.04.2012	49.00	31.040			30.00	23.199			
					40.00	38.711			28.00	27.071			
					35.00	23.594							
			8.9615	FP/JH/ROAD/16768/ 2013/1441 Dt. 23.08.2017	14.00	11.225							
				*			50.000	49.836	50.000	50.181			
		*			50.000	50.870							
	<b>Total</b>		<b>243.0415</b>		<b>229.000</b>	<b>205.276</b>	<b>50.000</b>	<b>50.181</b>	<b>58.000</b>	<b>50.270</b>	<b>0.000</b>	<b>0.000</b>	
2	Ramgarh	CCL Pundi OCP	52.97	B-46/2004 FC Dt. 06.08.2008	56.00	53.753							
		220 KV Transmission Line (Petarwar-Gola)	11.089	12(25)5/2004 FCE Dt. 28.05.2007	13.00	12.969							
		RGSVY, Patratu Block	17.332	S-JMC 120/2009 BHU Dt. 04.08.2010	34.66	33.693							
		NH 33 Koju Bypass	3,70853	S-JMC 124/2009 BHU Dt. 11.01.2010	7.57	7.864							
				*	30.000	49.146	50.000	49.491	50.000	49.836			
				*	50.000	50.181			50.000	50.870			
				*	50.000	51.560			50.000	51.249			
	<b>Total</b>		<b>85.09953</b>		<b>311.234</b>	<b>310.037</b>	<b>50.000</b>	<b>49.491</b>	<b>200.000</b>	<b>203.136</b>	<b>0.000</b>	<b>0.000</b>	
3	Bokaro			*	50.000	48.112	50.000	49.836	50.000	50.181			
				*	50.000	49.491							
	<b>Total</b>		<b>0.000</b>		<b>100.000</b>	<b>97.603</b>	<b>50.000</b>	<b>49.836</b>	<b>50.000</b>	<b>50.181</b>	<b>0.000</b>	<b>0.000</b>	
4	Deoghar	DRDO			20.00	27.867							
					25.00	22.015							
					35.00	33.038							
					15.00	17.629							
				Deoghar-Dumka Rly									
			2.772	Haldia-Barauni crude oil pipe line	10/24-FCE Dt. 10.01.1999			2.428	3.031				
			1.444	Augmentation of Haldia-Barauni pipe line	10(29)-2/2000 FCE Dt. 12.02.2001	2.888	34.568						
			0.137	Installation of 200 KV Transformer & spread of cable in Tur Bahar	S-JHB 045/2007 BHU Dt. 30.11.2007	5.010	50.926						
			4.773	132 KV DC Jambura-Madhujpur Transmission Line	FP/JH/TRANS/16602/ 2015/450 Dt. 06.05.2016	9.546	32.970			10.000	21.113		
			7.34	Expansion of Deoghar Airport	FP/JH/OTHERS/18218/ 2016/1709 Dt. 24.11.2017			7.340	17.698				
	291.17	Punashi Reservoir project	B-06/2016 FC Dt. 12.07.2017			7.280	7.592						
						19.990	19.541						
						10.120	10.262						
						34.920	33.935						
						4.860	5.317						





Sl. No.	Name of Forest Div.	Name of Project	Area Diverted	GoI Approval Letter No. & Dt.	Block Pl.							
					F.L.		N.F.L.		PCA		Safety zone	
					Phy (ha)	Fin	Phy (ha)	Fin	Phy (ha)	Fin	Phy (ha)	Fin
1	2	3	4	5	6	7	8	9	10	11	12	13
			28.22	8-48/1998 FC Dt. 21.09.2001								
			101.87	8-54/2008 FC Dt. 01.10.2003								
		CCL Amrapali OCP	531.64	8-48/1997 FC Dt. 12.10.2010								
		CCL Magailha OCP	96.72	8-38/2008 FC Dt. 18.10.2010							31.00	38.525
		CCL Amrapali OCP	531.64	8-48/1997 FC Dt. 12.10.2010								
				*	50.000	50.525	50.000	50.181	50.000	49.836		
				*	50.000	51.560	50.000	50.870				
				*	50.000	50.870						
				*	50.000	52.249						
		<b>Total</b>	<b>1532.857</b>		<b>385.960</b>	<b>393.202</b>	<b>100.000</b>	<b>101.051</b>	<b>50.000</b>	<b>49.836</b>	<b>31.000</b>	<b>38.525</b>
7	Hazaribag (E)	Kedia OCP	168.5	8-55/2003 FC Dt. 23.08.2004 (Stage-1)	38.00	22.234						
		Karma	132.28	8-114/2003 FC Dt. 30.10.2008	60.00	53.676						
		Barkakana-Ranchi Rly Line	306.592	8-131/2003 FC Dt. 18.07.2007	57.56	63.672						
					50.000	52.249						
		<b>Total</b>	<b>607.372</b>		<b>205.560</b>	<b>191.831</b>	<b>0.000</b>	<b>0.000</b>	<b>0.000</b>	<b>0.000</b>	<b>0.000</b>	<b>0.000</b>
8	Hazaribag (W)	NTPC Pakribarwadily	1026.438	8-56/2009 FC Dt. 17.09.2010	15.00	11.973						
		Const. of 400 KV DC Gaya-Maithan Transmission Line (Power Grid Corp.)	72.44	11/2009 FC Dt. 22.03.2012	100.00	75.942						
		Jamshedpur 33 KV Ramgarh Bokaro 132 KV Hazaribag 132 KV (Patratu North)			20.00	15.715						
					33.43	29.370						
		Const. of 400 KV DC Koderma-Bokaro Transmission Line (Barhi Block) PGCIL	40.58	8-59/2011 FC Dt. 20.08.2013	82.00	62.472						
					33.79	29.663						
		Widening of NH 33 widening (Barhi-Hazaribag Road)	15.49	8-06/2012 FC Dt. 08.12.2013	31.00	24.305						
		Const. of New BG Rly Line (Hazaribag-Barkakana)	153.913	8-44/2003 FC Dt. 01.04.2004	28.30	0.000						
		Const. of New BG Rly Line (Padma-Hazaribag)	235.88	8-89/2003 FC Dt. 09.05.2003	12.48	21.940						
						10.096						
		CCL Urimari OCP	91.04	8-68/2004 FC Dt. 17.07.2008								
				*	50.000	51.560	50.000	50.181	50.000	50.181		
				*	50.000	50.525						
				*	50.000	51.560						
				*	50.000	50.870						
				*	50.000	53.629						
				*	50.000	52.249						
				*	50.000	51.560						
				*	50.000	49.836						
		<b>Total</b>	<b>1835.781</b>		<b>821.000</b>	<b>743.014</b>	<b>50.000</b>	<b>50.181</b>	<b>50.000</b>	<b>50.181</b>	<b>0.000</b>	<b>0.000</b>

Sr. No.	Name of Forest Div.	Name of Project	Area Diverted	Govt Approval Letter No. & Dt.	Block Fl.								
					F.L.		N.F.L.		PCA		Safety zone		
					Phy (ha)	Fin	Phy (ha)	Fin	Phy (ha)	Fin	Phy (ha)	Fin	
1	2	3	4	5	6	7	8	9	10	11	12	13	
9	Koderma	M/s Kalinga Minerals, Bongadag	2.42	10(21)3/1999 FCI Dt. 08.02.2001	0.40	2.406							
		Koderma-Girdih Rly Side	25.1	8-90/2003 FC Dt. 03.05.2005									
		2x500x1000 Super Thermal Power Plant, Koderma	155.1498	8-40/2007 FC Dt. 04.01.2008									
				*	50.000	50.181	50.000	50.181					
				*	50.000	50.870							
	<b>Total</b>		<b>182.6698</b>		<b>100.400</b>	<b>103.457</b>	<b>50.000</b>	<b>50.181</b>	<b>0.000</b>	<b>0.000</b>	<b>0.000</b>	<b>0.000</b>	
10	Chaibasa	Const. of New Rly Line (Malua-Danguaposhi)		FP/JH/RAIL/18651/ 2016/2006 Dt. 26.02.2018									
					50.000	51.560							
	<b>Total</b>		<b>0.000</b>		<b>50.000</b>	<b>51.560</b>	<b>0.000</b>	<b>0.000</b>	<b>0.000</b>	<b>0.000</b>	<b>0.000</b>	<b>0.000</b>	
11	Jamshedpur	132 KV Transmission Line (M/s JUSCO Ltd.)	6.561	SIHB-031/2007 BHU Dt. 10.12.2007	14.00	14.668							
		400 KV DC JH-Berapada Transmission Line (Power Grid Corp.)	41.819	8-39/2008 FC Dt. 12.10.2008	84.00	79.800							
		HCL Copper Mining Project	225.363	8-26/1997 FC Dt. 30.07.2009	194.76	183.614							
		Kharagpur-Chaibasa Transmission Line	29.286	FP/JH/Trans/14843/ 2014/1873 Dt. 08.01.2018	60.00	59.237							
		NHA 4/6 Lening Mahulia-Kharagpur Project	58.83	FP/JH/ROAD/15913/ 2015/640 Dt. 13.06.2016	117.66	117.999							
				*	50.000	52.249	50.000	49.836					
				*	50.000	51.560							
	<b>Total</b>		<b>361.859</b>		<b>570.420</b>	<b>559.128</b>	<b>50.000</b>	<b>49.836</b>	<b>0.000</b>	<b>0.000</b>	<b>0.000</b>	<b>0.000</b>	
12	Pocahat	M/s SAIL, Kiriburu Iron Ore Project	644.26	8-69/1991 FC (pt) Dt. 26.11.2014	37.36	34.294							
					50.000	49.836							
	<b>Total</b>		<b>644.26</b>		<b>87.360</b>	<b>84.130</b>	<b>0.000</b>	<b>0.000</b>	<b>0.000</b>	<b>0.000</b>	<b>0.000</b>	<b>0.000</b>	
13	Saranda	M/s Steel Authority of India Ltd. (Diversion of Jangle-Jhari)	37.66	FP/JH/Others/14768/ 2015/368 Dt. 04.03.2016	50.08	35.076							
					50.000	52.249							
	<b>Total</b>		<b>37.66</b>		<b>100.080</b>	<b>87.325</b>	<b>0.000</b>	<b>0.000</b>	<b>0.000</b>	<b>0.000</b>	<b>0.000</b>	<b>0.000</b>	
14	Garhwa (H)	M/s SAIL, Tulsidamar Dolomite Ore Mines	101.32	8-57/1994 FC Dt. 18.12.1997	47.515	45.769					8.125	8.386	
		M/s SAIL, Kiriburu Iron Ore Project			36.00	34.950							
				36.00	34.950								
	<b>Total</b>		<b>101.320</b>		<b>119.515</b>	<b>115.669</b>	<b>0.000</b>	<b>0.000</b>	<b>0.000</b>	<b>0.000</b>	<b>8.125</b>	<b>8.386</b>	
15	Latehar	Teklaud Coal Mines (Hazaribag west F. Div.)	139.00	8-26/2009 FC Dt. 21.04.2010			29.32	42.142					
					0.000	0.000	29.320	42.142	0.000	0.000	0.000	0.000	
	<b>Total</b>		<b>139.00</b>		<b>0.000</b>	<b>0.000</b>	<b>29.320</b>	<b>42.142</b>	<b>0.000</b>	<b>0.000</b>	<b>0.000</b>	<b>0.000</b>	
16	Merlininagar	JVK Power Limited (Coal Project)		467 Dt. 21.06.2012			34.40	33.293					
							38.73	34.870					
							41.95	37.668					
							37.49	33.804					
							38.68	34.844					
							1.87	2.422					
	<b>Total</b>				<b>0.000</b>	<b>0.000</b>	<b>178.120</b>	<b>156.900</b>	<b>0.000</b>	<b>0.000</b>	<b>0.000</b>	<b>0.000</b>	



Sl. No.	Name of Forest Div.	Name of Project	Area Diversified	GoI Approval Letter No. & Dt.	Block Pl.								
					F.L.		N.F.L.		FCA		Safety zone		
					Phy (ha)	Fin	Phy (ha)	Fin	Phy (ha)	Fin	Phy (ha)	Fin	
1	2	3	4	5	6	7	8	9	10	11	12	13	
17	Gumla	132 KV Gumla-Simdega Transmission Line	5.7592	FP/JH/Trans/17610/ 2011/1680 Dt. 10.11.2017	12.00	17.960							
		765 KV S/C Ranchi(Bero)-Dhatamajgarh Transmission Line	6.775	8-75/2013 FC Dt. 06.08.2014	6.09	12.336							
								50.000	49.491				
								50.000	50.870				
			12.5342		18.088	30.296	100.000	100.361	0.000	0.000	0.000	0.000	
18	Khunti	M/s Power Grid Corp (Purulia-Kharagpur Transmission Line)	36.820	FP/JH/Trans/14842/ 2014/116 Dt. 24.09.2015	45.00	44.351							
					28.00	27.071							
		JVK Power Limited (Coal Project)	374.87	8-26/2009 FC Dt.21.04.2010			18.96	20.010					
			411.690		74.000	71.423	18.960	20.010	0.000	0.000	0.000	0.000	
19	Ichardaga			8-46/2010 FC Dt. 06.08.2014			13.45	14.320					
		Saranda F. Division		5-JHB 196/2011 BHU Dt. 01.01.2014	3.28	4.190							
					3.280	4.190	13.450	14.320	0.000	0.000	0.000	0.000	
20	Ranchi	400KV DC Ranchi-Purulia Transmission Line	59.501	FP/JH/Trans/14842/ 2014/116 Dt. 24.09.2015	45.50	40.744							
		Ranchi-Barkakana BS Rly Line	67.070	8-131/2003 FC Dt. 11.07.2007									
							50.000	50.181					
			126.571		45.500	40.744	100.000	101.196	0.000	0.000	0.000	0.000	
21	Simdega	Indian Oil Corp. (Sambhalpur-Khunti Pipe Line)	10.230	S/HC 201/2009 BHU Dt. 08.10.2013									
					0.000	0.000	0.000	0.000	0.000	0.000	0.000	0.000	
			10.230		0.000	0.000	0.000	0.000	0.000	0.000	0.000	0.000	
					3506.691	3510.301	1186.078	1201.636	569.250	626.479	39.125	46.911	

Note :- \* These are additional targets of CA/PCA scheme for the financial year 2018-19, which may change after determining actual stipulated plantation area and availability of site.



Sl. No.	Name of Forest Div.	Linear Plantation				CA/PCA (Condition compliance)																Total Amount
		Length (Km)	Fin	No. (cat)	Fin	NR, Silviculture Operation & SMC		W.L. Management		Fire protection		Prot. of Flora & Fauna		Const. of Check Dam		Creation of Water hole		Vulture conservation				
						Phy (ha)	Fin	Phy	Fin.	Phy	Fin.	Phy (ha)	Fin	No.	Fin	No.	Fin	Phy	Fin			
1	2	34	15	16	17	18	19	20	21	22	23	24	25	26	27	28	29	30	31	32		
																					19.663	
																						11.567
																						10.148
																						5.693
																						24.241
																						4.555
																						10.262
																						16.344
																						10.148
																						10.638
																						4.706
																						3.032
																						27.999
																						3.408
																						10.262
																						7.977
																						16.034
																						10.027
																						4.933
																						2.647
																						4.236
																						23.398
																						30.383
																						15.052
																						27.641
																						27.412
																						25.826
																						23.002
																						29.069
	Total	1.210	20.303	0	0.000	0.00	0.000	0	200.000	0.00	0.000	0.00	0.000	0	0.000	0	0.000	0	0.000	0	0.000	968.099
5	Chatra (N)																					111.017
																						100.016
																						51.735
	Total	0.000	0.000	0	0.000	0.00	0.000	0	0.000	0.00	0.000	0.00	0.000	0	0.000	0	0.000	0	0.000	0	0.000	262.249
6	Chatra (S)																					45.867
																						49.154
																						48.112
																						44.854
																						0.000



Sl. No.	Name of Forest Div.	Linear Plantation				CA/PCA (Condition compliance)														Total Amount
		Length (Km)	Fin	No. (gab)	Fin	Nil, Silviculture Operation & SMC		W.L. Management		Fire protection		Prot. of Flora & Fauna		Const. of Check Dam		Creation of Water-hole		Vulture conservation		
						Phy (ha)	Fin	Phy	Fin	Phy	Fin	Phy (ha)	Fin	No.	Fin	No.	Fin	Phy	Fin	
1	2	14	15	16	17	18	19	20	21	22	23	24	25	26	27	28	29	30	31	32
																				0.000
																				0.000
		3.50	32.607																	32.607
																				38.525
																				0.000
																				150.542
																				102.430
																				50.870
																				52.249
	Total	3.500	32.607	0	0.000	0.00	0.000	0	0.000	0.00	0.000	0.00	0.000	0	0.000	0	0.000	0	0.000	615.221
7	Hazaribag (E)																			22.234
																				53.676
																				63.672
																				52.249
	Total	0.000	0.000	0	0.000	0.00	0.000	0	0.000	0.00	0.000	0.00	0.000	0	0.000	0	0.000	0	0.000	191.831
8	Hazaribag (W)																			11.973
																				75.942
																				15.715
																				29.370
																				49.749
																				62.472
																				28.663
																				24.305
		21.00	352.366																	352.366
		60.51	1016.994																	1038.934
																				10.096
														8	60.000		20.000		16.400	96.400
																				191.921
																				50.525
																				51.560
																				50.870
																				53.629
																				52.249
																				51.560
																				49.836
	Total	81.610	1359.350	0	0.000	0.00	0.000	0	0.000	0.00	0.000	0.00	0.000	8	60.000	0	20.000	0	16.400	2309.135

Sl. No.	Name of Forest Div.	Linear Plantation				CA/PCA (Condition compliance)														Total Amount
		Length (Km)	Fin	No. (gab)	Fin	NR, Silviculture Operation & SMC		W.I. Management		Fire protection		Prot. of Flora & Fauna		Const. of Check Dam		Creation of Water hole		Vulture conservation		
						Phy (ha)	Fin	Phy	Fin	Phy	Fin	Phy (ha)	Fin	No.	Fin	No.	Fin	Phy	Fin	
1	2	14	15	16	17	18	19	20	21	22	23	24	25	26	27	28	29	30	31	32
9	Koderma																			2,406
		10.00	167.793																	167.793
						100.00	35.981					4607.84	38.666	10	60.000					135.647
						100.00	35.981													36.981
																				100.361
																				50.870
	Total	10.000	167.793	0	0.000	200.00	73.962	0	0.000	0.00	0.000	4607.84	38.666	10	60.000	0	0.000	0	0.000	494.059
10	Chaibasa			610	14.790															14.790
																				51.560
	Total	0.000	0.000	610	14.790	0.00	0.000	0	0.000	0.00	0.000	0.00	0.000	0	0.000	0	0.000	0	0.000	66.350
11	Jamshedpur																			14.668
																				79.800
																				183.614
																				59.237
																				117.999
																				102.085
																				51.560
	Total	0.000	0.000	0	0.000	0.00	0.000	0	0.000	0.00	0.000	0.00	0.000	0	0.000	0	0.000	0	0.000	608.963
12	Parahat																			34.294
																				49.836
	Total	0.000	0.000	0	0.000	0.00	0.000	0	0.000	0.00	0.000	0.00	0.000	0	0.000	0	0.000	0	0.000	84.130
13	Seranda																			35.076
																				52.249
	Total	0.000	0.000	0	0.000	0.00	0.000	0	0.000	0.00	0.000	0.00	0.000	0	0.000	0	0.000	0	0.000	87.325
14	Garhwa (N)																			54.155
																				34.950
																				34.950
	Total	0.000	0.000	0	0.000	0.00	0.000	0	0.000	0.00	0.000	0.00	0.000	0	0.000	0	0.000	0	0.000	124.055
15	Letchar																			42.142
	Total	0.000	0.000	0	0.000	0.00	0.000	0	0.000	0.00	0.000	0.00	0.000	0	0.000	0	0.000	0	0.000	42.142
16	Medininagar																			13.293
																				34.870
																				17.668
																				33.804
																				34.844
																				2.422
	Total	0.000	0.000	0	0.000	0.00	0.000	0	0.000	0.00	0.000	0.00	0.000	0	0.000	0	0.000	0	0.000	156.900

Sl. No.	Name of Forest Div.	Linear Plantation				CA/PCA (Condition compliance)														Total Amount		
		Length (Km)	Fin	No. (gsb)	Fin	NR, Silviculture Operation & SMC		W.L. Management		Fire protection		Prot. of Flora & Fauna		Const. of Check Dam		Creation of Water-hole		Vulture conservation				
						Phy (ha)	Fin	Phy	Fin	Phy	Fin	Phy (ha)	Fin	No.	Fin	No.	Fin	Phy	Fin			
1	2	3	4	5	6	7	8	9	10	11	12	13	14	15	16	17	18	19	20	21	22	
17	Gumla							7	90.732												17.960	
																						103.068
																						49.401
																						50.870
	Total	0.000	0.000	0	0.000	0.00	0.000	7	90.732	0.00	0.000	0.00	0.000	0	0.000	0	0.000	0	0.000	0	0.000	221.389
18	Khunti																					44.351
																						27.071
																						20.010
	Total	0.000	0.000	0	0.000	0.00	0.000	0	0.000	0.00	0.000	0.00	0.000	0	0.000	0	0.000	0	0.000	0	0.000	91.433
19	Lohardaga																					14.320
																						4.190
	Total	0.000	0.000	0	0.000	0.00	0.000	0	0.000	0.00	0.000	0.00	0.000	0	0.000	0	0.000	0	0.000	0	0.000	18.510
20	Ranchi																					40.744
									158.754													158.754
																						50.181
																						51.215
	Total	0.000	0.000	0	0.000	0.00	0.000	0	158.754	0.00	0.000	0.00	0.000	0	0.000	0	0.000	0	0.000	0	0.000	300.893
21	Simdega								5.020		3.040											8.060
	Total	0.000	0.000	0	0.000	0.00	0.000	0	5.020	0.00	3.040	0.00	0.000	0	0.000	0	0.000	0	0.000	0	0.000	8.060
	Grand Total	96.320	1590.093	620	14.790	200.00	73.962	7	454.506	0.00	3.040	4607.88	18.666	18	120.000	0	20.000	0	16.400			7716.755

Note :-



## Jharkhand CAMPA

## NPV Plantation (Completion &amp; Maintenance) 2018-19

(Rs. in lakh)

Sl. No.	Name of F. Div.	NPV Block Pl. Cmp Work		NPV Block Pl. Maint. Yr 3		NPV Block Pl. Maint. Yr 4		Silvi, NR & SMC (IInd Yr)		Silvi, NR & SMC (IIIrd Yr)		Maint. of P.N.		Total Amount
		Area (ha.)	Amount	Area (ha.)	Amount	Area (ha.)	Amount	Area (ha.)	Amount	Area (ha.)	Amount	Area (ha.)	Amount	
1	Bokaro	---	---	100.00	13.007	150.00	16.841	100.00	10.089	50.00	0.866	6.50	52.408	93.212
2	Dhanbad	---	---	100.00	13.007	150.00	18.574	100.00	10.089	50.00	0.866	1.50	12.094	54.631
3	Giridih (E)	---	---	100.00	13.007	150.00	15.975	100.00	10.089	50.00	0.866	1.00	8.063	48.000
4	Giridih (W)	---	---	100.00	13.007	300.00	32.816	100.00	10.089	50.00	0.866	4.00	32.251	89.030
5	Ramgarh	---	---	---	---	75.00	8.421	100.00	10.089	50.00	0.866	4.00	32.251	51.627
6	Deoghar	---	---	---	---	---	---	---	---	---	---	2.00	16.126	16.126
7	Dumka	---	---	100.00	11.145	150.00	16.192	50.00	5.045	50.00	0.866	1.00	8.063	41.310
8	Godda	---	---	100.00	13.007	135.00	16.544	50.00	5.045	50.00	0.866	3.00	24.188	59.650
9	Jamtara	---	---	100.00	14.740	---	---	50.00	5.045	50.00	0.866	1.00	8.063	28.714
10	Pakur	---	---	---	---	30.00	3.195	-	-	50.00	0.866	1.00	8.063	12.124
11	Sahibganj	---	---	---	---	120.00	14.513	50.00	5.045	-	0.000	4.00	32.251	51.809
12	Chatra (N)	---	---	100.00	13.007	250.00	28.069	100.00	10.089	50.00	0.866	2.00	16.126	68.157
13	Chatra (S)	---	---	100.00	13.007	250.00	28.069	100.00	10.089	50.00	0.866	3.00	24.188	76.220
14	Hazaribag (E)	---	---	100.00	13.007	200.00	22.455	99.43	10.032	---	---	4.00	32.251	77.745
15	Hazaribag (W)	---	---	100.00	12.140	200.00	21.589	100.00	10.089	50.00	0.866	1.50	12.094	56.779
16	Koderma	---	---	25.00	3.252	185.00	20.425	100.00	10.089	---	---	3.00	24.188	57.954
17	Chaibasa	---	---	---	---	50.00	5.614	150.00	15.134	50.00	0.866	2.00	16.126	37.740
18	Jamshedpur	---	---	200.00	20.621	250.00	28.069	150.00	15.134	50.00	0.866	3.00	24.188	88.879
19	Kolhan	---	---	---	---	---	---	---	---	---	---	1.00	8.063	8.063
20	Porahat	---	---	---	---	---	---	---	---	50.00	0.866	1.00	8.063	8.929
21	Saraikela	---	---	100.00	13.007	150.00	16.841	100.00	10.089	50.00	0.866	2.00	16.126	56.930
22	Saranda	---	---	---	---	---	---	---	---	50.00	0.866	---	---	0.866
23	Garhwa (N)	---	---	50.00	6.503	100.00	11.228	---	---	---	---	---	---	17.731
24	Garhwa (S)	---	---	50.00	4.706	140.00	17.798	50.00	5.045	---	---	0.50	4.031	31.580
25	Latehar	---	---	100.00	9.412	100.00	11.228	100.00	10.089	---	---	0.50	4.031	34.760
26	Medininagar	---	---	100.00	9.412	90.00	10.451	50.00	5.045	---	---	5.75	46.361	71.269
27	Gumla	---	---	30.00	2.650	100.00	8.701	100.00	10.089	---	---	4.00	32.251	53.691
28	Khunti	---	---	69.00	6.702	120.00	11.264	100.00	10.089	---	---	2.00	16.126	44.181
29	Lohardaga	---	---	100.00	9.412	50.00	4.350	50.00	5.045	---	---	1.00	8.063	26.869
30	Ranchi	---	---	100.00	9.412	213.00	18.948	100.00	10.089	---	---	3.00	24.188	62.638
31	Simdega	---	---	70.00	6.761	170.00	14.965	50.00	5.045	---	---	2.00	16.126	42.896
32	Ele. Proj, JSR	---	---	20.00	2.775	---	---	---	---	---	---	---	---	2.775
33	Deoghar SF	---	---	27.50	4.357	15.00	2.031	---	---	---	---	2.50	20.157	26.544
34	Dumka SF	---	---	---	---	350.00	40.163	---	---	---	---	4.00	32.251	72.414
35	Garhwa SF	---	---	180.00	23.239	336.00	38.210	---	---	---	---	---	---	61.449
36	Hazaribag SF	---	---	180.00	24.106	333.00	38.844	---	---	---	---	---	---	62.949
37	Koderma SF	---	---	180.00	24.106	350.00	40.163	---	---	---	---	3.50	28.220	92.488
38	Latehar SF	---	---	180.00	23.239	350.00	39.297	---	---	---	---	---	---	62.536
39	Adityapur SF	---	---	180.00	23.239	300.00	33.683	---	---	---	---	---	---	56.922
40	Chaibasa SF	---	---	180.00	16.768	350.00	38.430	---	---	---	---	1.00	8.063	63.261
41	Ranchi SF	---	---	90.00	8.817	90.00	9.188	---	---	---	---	3.00	24.188	42.193
42	Simdega SF	---	---	180.00	16.768	272.00	24.636	---	---	---	---	1.00	8.063	49.467
43	Pl. Res & Eval	---	---	---	---	---	---	---	---	---	---	1.00	8.063	8.063
	Grand Total	0.00	0.000	3491.50	411.343	6624.00	727.780	2199.43	221.905	850.00	14.729	86.25	695.414	2071.172

## Jharkhand CAMPA

## NPV : New Plantation related schemes &amp; WHS Schemes

(Rs. in lakh)

Sl. No.	Name of F. Div.	NR, Silvi & SMC (1st Yr)		Const of WHS		Grand Total (Fin)
		Area (ha)	Fin	No.	Fin	
1	2	5	6	9	10	11
1	Bokaro	400.00	147.925	10	60.000	207.925
2	Dhanbad	400.00	147.925	10	60.000	207.925
3	Giridih (East)	400.00	147.925	10	60.000	207.925
4	Giridih (West)	400.00	147.925	10	60.000	207.925
5	Ramgarh	400.00	147.925	10	60.000	207.925
6	Deoghar	400.00	147.925	10	60.000	207.925
7	Dumka	400.00	147.925	—	—	147.925
8	Godda	400.00	147.925	10	60.000	207.925
9	Jamtara	400.00	147.925	10	60.000	207.925
10	Pakur	400.00	147.925	10	60.000	207.925
11	Sahibganj	400.00	147.925	10	60.000	207.925
12	Chatra (N)	400.00	147.925	10	60.000	207.925
13	Chatra (S)	400.00	147.925	10	60.000	207.925
14	Hbag (East)	400.00	147.925	10	60.000	207.925
15	Hbag (West)	400.00	147.925	10	60.000	207.925
16	Koderma	400.00	147.925	10	60.000	207.925
17	Chaibasa	400.00	147.925	—	—	147.925
18	Jamshedpur	400.00	147.925	10	60.000	207.925
19	Kolhan	400.00	147.925	9	54.000	201.925
20	Porahat	400.00	147.925	10	60.000	207.925
21	Saraikela	400.00	147.925	10	60.000	207.925
22	Seranda	400.00	147.925	8	48.000	195.925
23	Garhwa (N)	400.00	147.925	10	60.000	207.925
24	Garhwa (S)	400.00	147.925	10	60.000	207.925
25	Latehar	400.00	147.925	3	18.000	165.925
26	Medininagar	400.00	147.925	10	60.000	207.925
27	Gumla	400.00	147.925	10	60.000	207.925
28	Khunti	400.00	147.925	10	60.000	207.925
29	Lohardaga	400.00	147.925	10	60.000	207.925
30	Ranchi	400.00	147.925	10	60.000	207.925
31	Simdega	400.00	147.925	10	60.000	207.925
32	Deoghar SF	—	—	5	30.000	30.000
33	Dumka SF	—	—	5	30.000	30.000
34	Garhwa SF	—	—	5	30.000	30.000
35	Hazaribag SF	—	—	5	30.000	30.000
36	Koderma SF	—	—	5	30.000	30.000
37	Latehar SF	—	—	5	30.000	30.000
38	Adityapur SF	—	—	5	30.000	30.000
39	Chaibasa SF	—	—	5	30.000	30.000
40	Ranchi SF	—	—	5	30.000	30.000
41	Simdega SF	—	—	5	30.000	30.000
	Total	12400.00	4585.661	330	1980.000	6565.661



Jharkhand CAMPA

ANNEXURE - V

NPV - Forest protection works during FY 2018-19

(Rs. in lakh)

Sl. No.	Name of F. Div.	Total FLS Building Repair		Total FLS Building New Construction		Forest Rd Repair		Cost. of Causeway / Culvert		Forest B. P. Consolidation		FLS Boundary Wall New const.		Purchase of 4 wheeler Utility vehicles		Distribution of Energy saving devices				Grand Total
		No.	Fin	No.	Fin	Km	Fin	No.	Fin	No.	Fin	Length	Fin	No.	Fin	Unnat Chulha		Solar Lamp		
																No.	Fin	No.	Fin	
1	2	3	4	5	6	7	0.14484	9	10	11	0.03369	13	14	15	8.000	17	0.020	19	0.040	21
1	Bokaro	21	9.500	8	139.628	37.00	5.359	8	60.364	8762	295.192	---	---	1	8.000	---	---	---	---	518.042
2	Dhanbad	34	13.450	4	85.904	72.30	10.472	16	56.544	4000	134.760	---	---	1	8.000	500	10.000	500	20.000	339.129
3	Giridih (East)	31	11.450	10	188.156	---	---	---	---	4904	165.216	---	---	1	8.000	---	---	---	---	372.822
4	Giridih (West)	28	10.600	7	159.732	---	---	---	---	---	---	---	---	1	8.000	---	---	---	---	178.332
5	Ramgarh	19	7.500	6	118.828	---	---	---	---	---	---	---	---	1	8.000	---	---	---	---	134.328
6	Deoghar	26	10.200	2	43.876	23.00	3.331	---	---	---	---	---	---	---	---	---	---	---	---	57.407
7	Dumka	10	5.300	2	61.752	113.70	16.468	---	---	---	---	---	---	---	---	---	---	---	---	83.520
8	Godda	19	7.100	2	34.876	---	---	16	15.000	5000	168.450	---	---	---	---	500	10.000	500	20.000	255.426
9	Jamtara	13	6.700	2	61.752	---	---	---	---	1614	54.376	---	---	1	8.000	100	2.000	100	4.000	136.828
10	Pakur	---	---	3	38.876	---	---	---	---	1604	54.039	---	---	---	---	---	---	---	---	92.915
11	Sahibganj	---	---	1	30.876	---	---	---	---	8048	271.137	---	---	---	---	---	---	---	---	302.013
12	Chatra (N)	21	8.650	10	206.732	104.50	15.135	7	56.150	1000	33.690	---	---	1	8.000	---	---	---	---	328.357
13	Chatra (S)	21	11.700	9	203.608	85.50	12.384	15	27.500	5000	168.450	---	---	1	8.000	400	8.000	400	16.000	455.642
14	Hbag (East)	26	11.700	7	178.580	42.00	6.083	---	---	1556	52.422	---	---	1	8.000	228	4.560	228	9.120	270.465
15	Hbag (West)	19	10.600	11	264.484	64.20	9.299	---	---	---	---	---	---	1	8.000	---	---	---	---	292.383
16	Koderma	32	13.300	7	159.780	45.50	6.590	---	---	---	---	---	---	1	8.000	---	---	---	---	187.670
17	Chaibasa	61	26.400	6	110.104	88.00	12.746	---	---	900	30.321	---	---	---	---	---	---	---	---	179.571
18	Jamshedpur	35	13.800	4	104.752	53.50	7.749	---	---	7000	67.380	---	---	1	8.000	---	---	---	---	201.681
19	Koihan	32	14.160	14	287.160	30.66	4.441	28	201.012	---	---	---	---	1	8.000	---	---	---	---	514.773
20	Porahat	26	10.050	12	313.236	204.00	29.547	5	50.000	---	---	---	---	1	8.000	---	---	---	---	410.833
21	Sarakela	31	12.000	6	185.256	35.00	5.069	---	---	---	---	---	---	1	8.000	---	---	---	---	210.325
22	Saranda	31	12.900	8	190.608	68.00	9.849	6	60.000	---	---	---	---	1	8.000	---	---	---	---	281.357
23	Garhwa (N)	8	4.400	5	153.504	---	---	---	---	---	---	---	---	1	8.000	---	---	---	---	165.904
24	Garhwa (S)	33	12.600	3	91.752	70.00	10.139	---	---	561	18.900	---	---	---	---	---	---	---	---	133.393
25	Latehar	36	16.600	7	215.256	---	---	---	---	1917	64.584	---	---	---	---	---	---	---	---	296.440
26	Medininagar	28	13.000	13	400.512	---	---	---	---	---	---	---	---	---	---	---	---	---	---	413.512
27	Gumla	20	8.000	9	143.904	70.00	10.139	20	140.000	2000	67.380	---	---	1	8.000	1000	20.000	1000	40.000	437.423
28	Khunti	16	7.800	9	169.780	24.00	3.476	---	---	1000	33.690	---	---	1	8.000	---	---	---	---	222.746
29	Lohardaga	21	9.000	10	252.408	145.00	21.001	---	---	---	---	---	---	1	8.000	115	2.300	115	4.600	297.309
30	Ranchi	---	---	3	92.628	---	---	---	---	2500	84.225	---	---	1	8.000	400	8.000	400	16.000	208.853
31	Simdega	22	10.100	5	98.904	104.00	15.063	---	---	2689	90.592	---	---	---	---	1380	27.600	1380	55.200	297.459



Sl. No.	Name of F. Div.	Total FLS Building Repair		Total FLS Building New Construction		Forest Rd Repair		Cost. of Causeway / Culvert		Forest B. P. Consolidation		FLS Boundary Wall New const.		Purchase of 4 wheeler Utility vehicles		Distribution of Energy saving devices				Grand Total
		No.	Fin	No.	Fin	Km	Fin	No.	Fin	No.	Fin	Length	Fin	No.	Fin	Unnat Chulha		Solar Lamp		
																No.	Fin	No.	Fin	
1	2	3	4	5	6	7	0.14484	9	10	11	0.03369	13	14	15	8.000	17	0.020	19	0.040	21
32	P. T. R. (North)	69	23.100	6	128.904	370.00	53.590	---	---	---	---	200	3.200	4	32.000	1000	20.000	1000	40.000	300.794
33	P. T. R. (South)	69	23.700	4	68.028	450.00	65.177	---	---	---	---	---	---	2	16.000	1000	20.000	1000	40.000	232.905
34	Ele. Proj, JSR	15	5.100	2	42.952	83.50	12.094	---	---	---	---	---	---	1	8.000	---	---	---	---	68.146
35	H'bag Wildlife	38	15.400	20	503.064	287.00	41.568	---	---	---	---	---	---	---	---	---	---	---	---	560.032
36	Ranchi Wildlife	11	4.500	18	434.864	---	---	---	---	500	16.845	---	---	1	8.000	---	---	---	---	464.209
37	Deoghar SF	2	1.600	5	115.904	---	---	---	---	---	---	---	---	---	---	---	---	---	---	117.504
38	Dumka SF	1	0.800	5	115.904	---	---	---	---	---	---	---	---	---	---	---	---	---	---	116.704
39	Garhwa SF	6	3.200	5	115.904	---	---	---	---	---	---	---	---	---	---	---	---	---	---	119.104
40	Hazaribag SF	---	---	2	24.152	---	---	---	---	---	---	---	---	---	---	---	---	---	---	24.152
41	Koderma SF	3	2.400	2	24.152	---	---	---	---	---	---	---	---	---	---	---	---	---	---	26.552
42	Latehar SF	9	4.900	4	85.028	---	---	---	---	---	---	---	---	---	---	---	---	---	---	89.928
43	Adityapur SF	4	1.900	3	73.876	---	---	---	---	---	---	---	---	---	---	---	---	---	---	75.776
44	Chaibasa SF	4	1.200	4	104.752	---	---	---	---	---	---	---	---	---	---	---	---	---	---	105.952
45	Ranchi SF	---	---	6	128.904	---	---	---	---	---	---	---	---	1	8.000	---	---	---	---	136.904
46	Simdega SF	13	6.300	7	160.656	---	---	---	---	---	---	---	---	1	8.000	---	---	---	---	174.956
47	State Silviculturist	4	1.200	5	153.504	---	---	---	---	---	---	---	---	1	8.000	---	---	---	---	162.704
48	Training, Rnc	---	---	---	---	---	---	---	---	---	---	1958	45.268	---	---	---	---	---	---	45.268
	Grand Total -	968	403.860	303	7067.752	2,670.36	386.767	121	666.569	55555	1871.648	2158	48.468	32	256.000	6623	132.460	6623	264.920	11098.444

**Jharkhand CAMPA**  
**Forest Protection (FLS Buildings Repair & New Construction)**

(Rs. in lakh)

Sl. No.	Name of Forest Div.	FLS Building Repair								Other Building Repair								Total Building Repair			
		RFO Office-cum-Residence		Forester Residence		FG Residence		Sub-Total		Barrack Repair		Hazarat Repair		RI Hut Repair		Check Naka Repair				Sub-Total (Other Bld)	
		No.	Fin	No.	Fin	No.	Fin	No.	Fin	No.	Fin	No.	Fin	No.	Fin	No.	Fin	No.	Fin	No.	Fin
1	2	3	0.800	5	0.500	7	0.300	9	10	11	12	13	14	15	16	17	18	19	20	21	22
1	Bokaro	4	3.200	6	3.000	11	3.300	21	9.500	---	---	---	---	---	---	---	---	---	---	21	9.500
2	Dhanbad	3	2.400	9	4.500	15	4.500	27	11.400	3	0.900	3	0.750	1	0.400	---	---	7	2.050	34	13.450
3	Girdih (East)	3	2.400	4	2.000	16	4.800	23	9.200	---	---	4	1.200	1	0.300	3	0.750	8	2.250	31	11.450
4	Girdih (West)	2	1.600	6	3.000	20	6.000	28	10.600	---	---	---	---	---	---	---	---	---	---	28	10.600
5	Ramgarh	---	---	9	4.500	10	3.000	19	7.500	---	---	---	---	---	---	---	---	---	---	19	7.500
6	Deoghar	2	1.600	7	3.500	17	5.100	26	10.200	---	---	---	---	---	---	---	---	---	---	26	10.200
7	Dumka	2	1.600	6	3.000	1	0.300	9	4.900	---	---	1	0.400	---	---	---	---	---	---	10	5.300
8	Godda	3	2.400	3	1.500	9	2.700	15	6.600	---	---	2	0.200	---	---	2	0.300	4	0.500	19	7.100
9	Jamtara	3	2.400	3	1.500	6	1.800	12	5.700	---	---	---	---	1	1.000	---	---	1	1.000	13	6.700
10	Pakur	---	---	---	---	---	---	---	---	---	---	---	---	---	---	---	---	---	---	---	---
11	Sahibganj	---	---	---	---	---	---	---	---	---	---	---	---	---	---	---	---	---	---	---	---
12	Chatra (N)	3	2.400	5	2.500	7	2.100	15	7.000	1	0.250	1	0.250	1	0.250	3	0.900	6	1.650	21	8.650
13	Chatra (S)	4	3.200	3	1.500	6	1.800	13	6.500	---	---	2	1.000	3	3.000	3	1.200	8	5.200	21	11.700
14	Hbag (East)	4	3.200	9	4.500	8	2.400	21	10.100	---	---	2	0.200	1	0.400	2	1.000	5	1.600	26	11.700
15	Hbag (West)	7	5.600	5	2.500	5	1.500	17	9.600	---	---	---	---	---	---	2	1.000	2	1.000	19	10.600
16	Koderma	5	4.000	6	3.000	21	6.300	32	13.300	---	---	---	---	---	---	---	---	---	---	32	13.300
17	Chaibasa	2	1.600	23	11.500	28	8.400	53	21.500	3	1.500	2	0.400	---	---	3	1.000	8	4.900	61	26.400
18	Jamshedpur	3	2.400	9	4.500	23	6.900	35	13.800	---	---	---	---	---	---	---	---	---	---	35	13.800
19	Kolhan	3	2.400	5	2.500	22	6.600	30	11.500	---	---	---	---	---	---	2	2.660	2	2.660	32	14.160
20	Porahat	5	4.000	---	---	16	4.800	21	8.800	---	---	---	---	---	---	5	1.250	5	1.250	26	10.050
21	Saraikela	3	2.400	6	3.000	22	6.600	31	12.000	---	---	---	---	---	---	---	---	---	---	31	12.000
22	Saranda	4	3.200	8	4.000	19	5.700	31	12.900	---	---	---	---	---	---	---	---	---	---	31	12.900
23	Garhwa (N)	2	1.600	2	1.000	2	0.600	6	3.200	---	---	2	1.200	---	---	---	---	2	1.200	8	4.400
24	Garhwa (S)	3	2.400	6	3.000	24	7.200	33	12.600	---	---	---	---	---	---	---	---	---	---	33	12.600
25	Latehar	2	1.600	---	---	26	7.800	28	9.400	---	---	2	1.200	1	5.000	5	1.000	8	7.200	36	16.600
26	Medininagar	6	4.800	8	4.000	14	4.200	28	13.000	---	---	---	---	---	---	---	---	---	---	28	13.000



Sl. No.	Name of Forest Div.	FLS Building Repair								Other Building Repair										Total Building Repair	
		RFO Office-cum-Residence		Forester Residence		FG Residence		Sub-Total		Barrack Repair		Hazarat Repair		RI Hut Repair		Check Naka Repair		Sub-Total (Other Bld)			
		No.	Fin	No.	Fin	No.	Fin	No.	Fin	No.	Fin	No.	Fin	No.	Fin	No.	Fin	No.	Fin	No.	Fin
1	2	3	0.800	5	0.500	7	0.300	9	10	11	12	13	14	15	16	17	18	19	20	21	22
27	Gumla	2	1.600	5	2.500	9	2.700	16	6.800	---	---	1	0.300	---	---	3	0.900	4	1.200	20	8.000
28	Khunti	4	3.200	5	2.500	7	2.100	16	7.800	---	---	---	---	---	---	---	---	---	---	16	7.800
29	Lohardaga	3	2.400	6	3.000	12	3.600	21	9.000	---	---	---	---	---	---	---	---	---	---	21	9.000
30	Ranchi	---	---	---	---	---	---	---	---	---	---	---	---	---	---	---	---	---	---	---	---
31	Simdega	5	4.000	5	2.500	12	3.600	22	10.100	---	---	---	---	---	---	---	---	---	---	22	10.100
32	Ele. Proj, JSR	---	---	3	1.500	12	3.600	15	5.100	---	---	---	---	---	---	---	---	---	---	15	5.100
33	H'bag Wildlife	4	3.200	10	5.000	24	7.200	38	15.400	---	---	---	---	---	---	---	---	---	---	38	15.400
34	Ranchi Wildlife	1	0.800	---	---	9	2.700	10	3.500	1	1.000	---	---	---	---	---	---	1	1.000	11	4.500
35	P. T. R. (North)	3	2.400	12	6.000	44	13.200	59	21.600	---	---	4	0.800	---	---	6	0.900	10	1.500	69	23.100
36	P. T. R. (South)	4	3.200	10	5.000	40	12.000	54	20.200	1	1.200	4	0.800	---	---	10	1.500	15	3.500	69	23.700
37	Deoghar SF	2	1.600	---	---	---	---	2	1.600	---	---	---	---	---	---	---	---	---	---	2	1.600
38	Dumka SF	1	0.800	---	---	---	---	1	0.800	---	---	---	---	---	---	---	---	---	---	1	0.800
39	Garhwa SF	2	1.600	2	1.000	2	0.600	6	3.200	---	---	---	---	---	---	---	---	---	---	6	3.200
40	Hazaribag SF	---	---	---	---	---	---	---	---	---	---	---	---	---	---	---	---	---	---	---	---
41	Koderma SF	3	2.400	---	---	---	---	3	2.400	---	---	---	---	---	---	---	---	---	---	3	2.400
42	Latehar SF	4	3.200	1	0.500	4	1.200	9	4.900	---	---	---	---	---	---	---	---	---	---	9	4.900
43	Adityapur SF	1	0.800	1	0.500	2	0.600	4	1.900	---	---	---	---	---	---	---	---	---	---	4	1.900
44	Chaibasa SF	---	---	---	---	4	1.200	4	1.200	---	---	---	---	---	---	---	---	---	---	4	1.200
45	Ranchi SF	---	---	---	---	---	---	---	---	---	---	---	---	---	---	---	---	---	---	---	---
46	Simdega SF	4	3.200	2	1.000	7	2.100	13	6.300	---	---	---	---	---	---	---	---	---	---	13	6.300
47	State Silviculturist	---	---	---	---	4	1.200	4	1.200	---	---	---	---	---	---	---	---	---	---	4	1.200
<b>Grand Total -</b>		<b>121</b>	<b>96.800</b>	<b>210</b>	<b>105.000</b>	<b>540</b>	<b>162.000</b>	<b>871</b>	<b>383.800</b>	<b>9</b>	<b>4.850</b>	<b>30</b>	<b>8.500</b>	<b>9</b>	<b>10.350</b>	<b>49</b>	<b>16.350</b>	<b>97</b>	<b>40.050</b>	<b>968</b>	<b>403.850</b>



Sl. No.	Name of Forest Div.	New Building construction										Other Building const.				Total New Building Const.		Grand Total (Building Repair & New Const.)
		RFO Office-cum-Residence		Forester Residence		FG Residence				Sub-Total (FLS New Building Const.)		Check Naka		Sub-Total (Other New Building Const.)		No.	Fin	
						Compl. Of Previous Yr Bal. (2 of 4 Qts)		New Proposal (4 Qts set)										
No.	Fin	No.	Fin	No.	Fin	No.	Fin	No.	Fin	No.	Fin	No.	Fin	No.	Fin	No.	Fin	
1	2	23	30,000	25	13,000	27	1207600	29	3087600	31	32	33	34	35	36	37	38	39
1	Bokaro	1	30,000	1	13,000	---	---	3	92,628	5	125,628	3	4,000	3	4,000	8	139,628	149,128
2	Dhanbad	---	---	---	---	2	24,152	2	61,752	4	85,904	---	---	---	---	4	85,904	99,354
3	Girdih (East)	1	30,000	---	---	2	24,152	4	123,504	7	177,656	3	10,500	3	10,500	10	188,156	199,606
4	Girdih (West)	---	---	---	---	3	36,228	4	123,504	7	159,732	---	---	---	---	7	159,732	170,332
5	Ramgarh	1	30,000	---	---	1	12,076	2	61,752	4	103,828	2	15,000	2	15,000	6	118,828	126,328
6	Deoghar	---	---	1	13,000	---	---	1	30,876	2	43,876	---	---	---	---	2	43,876	54,076
7	Dumka	---	---	---	---	---	---	2	61,752	2	61,752	---	---	---	---	2	61,752	67,052
8	Godda	---	---	---	---	---	---	1	30,876	1	30,876	1	4,000	1	4,000	2	34,876	41,976
9	Jamtara	---	---	---	---	---	---	2	61,752	2	61,752	---	---	---	---	2	61,752	68,452
10	Pakur	---	---	---	---	---	---	1	30,876	1	30,876	2	8,000	2	8,000	3	38,876	38,876
11	Sahibganj	---	---	---	---	---	---	1	30,876	1	30,876	---	---	---	---	1	30,876	30,876
12	Chatra (N)	1	30,000	1	13,000	3	36,228	4	123,504	9	202,732	1	4,000	1	4,000	10	206,732	215,382
13	Chatra (S)	---	---	1	13,000	3	36,228	5	154,380	9	203,608	---	---	---	---	9	203,608	215,308
14	Hbag (East)	1	30,000	1	13,000	1	12,076	4	123,504	7	178,580	---	---	---	---	7	178,580	190,280
15	Hbag (West)	1	30,000	1	13,000	3	36,228	6	185,256	11	264,484	---	---	---	---	11	264,484	275,084
16	Koderma	1	30,000	1	13,000	2	24,152	3	92,628	7	159,780	---	---	---	---	7	159,780	173,080
17	Chaibasa	1	30,000	1	13,000	3	36,228	1	30,876	6	110,104	---	---	---	---	6	110,104	136,504
18	Jamshedpur	1	30,000	1	13,000	---	---	2	61,752	4	104,752	---	---	---	---	4	104,752	118,552
19	Kolhan	---	---	---	---	2	24,152	8	247,008	10	271,160	4	16,000	4	16,000	14	287,160	301,320
20	Porahat	1	30,000	---	---	3	36,228	8	247,008	12	313,236	---	---	---	---	12	313,236	323,286
21	Saraikeela	---	---	---	---	---	---	6	185,256	6	185,256	---	---	---	---	6	185,256	197,256
22	Saranda	---	---	---	---	3	36,228	5	154,380	8	190,608	---	---	---	---	8	190,608	203,508
23	Garhwa (N)	1	30,000	---	---	---	---	4	123,504	5	153,504	---	---	---	---	5	153,504	157,904
24	Garhwa (S)	1	30,000	---	---	---	---	2	61,752	3	91,752	---	---	---	---	3	91,752	104,352
25	Latehar	1	30,000	---	---	---	---	6	185,256	7	215,256	---	---	---	---	7	215,256	231,856
26	Medininagar	1	30,000	---	---	---	---	12	370,512	13	400,512	---	---	---	---	13	400,512	413,512

Sl. No.	Name of Forest Div.	New Building construction										Other Building const.				Total New Building Const.		Grand Total (Building Repair & New Const.)
		RFO Office-cum-Residence		Forester Residence		FG Residence				Sub-Total (FLS New Building Const.)		Check Naka		Sub-Total (Other New Building Const.)				
		No.	Fin	No.	Fin	Compl. Of Previous Yr Bal. (2 of 4 Qts)		New Proposal (4 Qts set)		No.	Fin	No.	Fin	No.	Fin	No.	Fin	
1	2	23	30,000	25	13,000	27	1207600	29	3087600	31	32	33	34	35	36	37	38	39
27	Gumla	1	30,000	1	13,000	2	24,152	2	61,752	6	128,904	3	15,000	3	15,000	9	143,904	151,904
28	Khunti	1	30,000	1	13,000	2	24,152	3	92,628	7	159,780	2	10,000	2	10,000	9	169,780	177,580
29	Lohardaga	1	30,000	1	13,000	2	24,152	6	185,256	10	252,408	---	---	---	---	10	252,408	261,408
30	Ranchi	---	---	---	---	---	---	3	92,628	3	92,628	---	---	---	---	3	92,628	92,628
31	Simdega	---	---	1	13,000	2	24,152	2	61,752	5	98,904	---	---	---	---	5	98,904	109,004
32	Ele. Proj, JSR	1	30,000	1	13,000	2	24,152	2	61,752	6	128,904	---	---	---	---	6	128,904	134,004
33	H'bag Wildlife	---	---	1	13,000	2	24,152	1	30,876	4	68,028	---	---	---	---	4	68,028	83,428
34	Ranchi Wildlife	---	---	---	---	1	12,076	1	30,876	2	42,952	---	---	---	---	2	42,952	47,452
35	P. T. R. (North)	2	60,000	3	78,000	4	48,304	10	308,760	19	495,064	1	8,000	1	8,000	20	503,064	526,164
36	P. T. R. (South)	1	30,000	1	13,000	3	36,228	11	339,636	16	418,864	2	16,000	2	16,000	18	434,864	458,564
37	Deoghar SF	1	30,000	---	---	2	24,152	2	61,752	5	115,904	---	---	---	---	5	115,904	117,504
38	Dumka SF	1	30,000	---	---	2	24,152	2	61,752	5	115,904	---	---	---	---	5	115,904	116,704
39	Garhwa SF	1	30,000	---	---	2	24,152	2	61,752	5	115,904	---	---	---	---	5	115,904	119,104
40	Hazaribag SF	---	---	---	---	2	24,152	---	---	2	24,152	---	---	---	---	2	24,152	24,152
41	Koderma SF	---	---	---	---	2	24,152	---	---	2	24,152	---	---	---	---	2	24,152	26,552
42	Latehar SF	1	30,000	---	---	2	24,152	1	30,876	4	85,028	---	---	---	---	4	85,028	89,928
43	Adityapur SF	1	30,000	1	13,000	---	---	1	30,876	3	73,876	---	---	---	---	3	73,876	75,776
44	Chaibasa SF	1	30,000	1	13,000	---	---	2	61,752	4	104,752	---	---	---	---	4	104,752	105,952
45	Ranchi SF	1	30,000	1	13,000	2	24,152	2	61,752	6	128,904	---	---	---	---	6	128,904	128,904
46	Simdega SF	---	---	1	13,000	2	24,152	4	123,504	7	160,656	---	---	---	---	7	160,656	166,956
47	State Silviculturist	1	30,000	---	---	---	---	4	123,504	5	153,504	---	---	---	---	5	153,504	154,704
	<b>Grand Total -</b>	<b>29</b>	<b>870,000</b>	<b>23</b>	<b>338,000</b>	<b>67</b>	<b>809,092</b>	<b>160</b>	<b>4940,160</b>	<b>279</b>	<b>6957,252</b>	<b>24</b>	<b>110,500</b>	<b>24</b>	<b>110,500</b>	<b>303</b>	<b>7067,752</b>	<b>7471,612</b>



## Forest Protection (Other works) during FY 2018-19

(Rs. in lakh)

Sl. No.	Name of F. Div.	Wages of Home Guards (@450/- per day (April 18-June 18))		Wages of Home Guards @450/- per day (July 18-March 19)		Wages of JFMC/EDC personnel @ Rs. 237.38*26*9 (July 18-March 19)		Wages of Drivers (@9111/- per month)		POL & Other Exp (Rs. 1.200 lakh/year)		Total Amount
		No.	Amount	No.	Amount	No.	Amount	No.	Amount	No.	Amount	
1	2	3	0.4095	5	1.233	7	0.5554692	9	1.09332	11	1.200	15
1	Bokaro	20	8.190	10	12.330	10	5.555	4	4.373	4	4.800	35.248
2	Dhanbad	20	8.190	10	12.330	10	5.555	3	3.280	3	3.600	32.955
3	Giridih (E)	20	8.190	10	12.330	10	5.555	4	4.373	4	4.800	35.248
4	Giridih (W)	20	8.190	10	12.330	10	5.555	4	4.373	4	4.800	35.248
5	Ramgarh	20	8.190	---	0.000	---	0.000	3	3.280	3	3.600	15.070
6	Deoghar	15	6.143	10	12.330	10	5.555	4	4.373	4	4.800	33.200
7	Dumka	30	12.285	15	18.495	15	8.332	3	3.280	3	3.600	45.992
8	Godda	20	8.190	10	12.330	10	5.555	2	2.187	2	2.400	30.661
9	Jamtara	10	4.095	5	6.165	5	2.777	3	3.280	3	3.600	19.917
10	Pakur	20	8.190	10	12.330	10	5.555	2	2.187	2	2.400	30.661
11	Sahibganj	20	8.190	10	12.330	10	5.555	3	3.280	3	3.600	32.955
12	Chatra (N)	20	8.190	10	12.330	10	5.555	5	5.467	5	6.000	37.541
13	Chatra (S)	20	8.190	10	12.330	10	5.555	5	5.467	5	6.000	37.541
14	Hazaribag (E)	20	8.190	5	6.165	5	2.777	4	4.373	4	4.800	26.306
15	Hazaribag (W)	20	8.190	10	12.330	10	5.555	5	5.467	5	6.000	37.541
16	Koderma	20	8.190	5	6.165	5	2.777	5	5.467	5	6.000	28.599
17	Chaibasa	30	12.285	15	18.495	15	8.332	3	3.280	3	3.600	45.992
18	Jamshedpur	30	12.285	15	18.495	15	8.332	5	5.467	5	6.000	50.579
19	Koihan	20	8.190	15	18.495	15	8.332	4	4.373	4	4.800	44.190
20	Parahat	20	8.190	10	12.330	10	5.555	4	4.373	4	4.800	35.248
21	Saraikela	20	8.190	5	6.165	5	2.777	3	3.280	3	3.600	24.012
22	Seranda	20	8.190	20	24.660	20	11.109	5	5.467	5	6.000	55.426
23	Garhwa (N)	10	4.095	5	6.165	5	2.777	4	4.373	4	4.800	22.211
24	Garhwa (S)	15	6.143	5	6.165	5	2.777	3	3.280	3	3.600	21.965
25	Latehar	10	4.095	5	6.165	5	2.777	3	3.280	3	3.600	19.917
26	Medininagar	10	4.095	---	0.000	---	0.000	4	4.373	4	4.800	13.268
27	Gumla	10	4.095	5	6.165	5	2.777	4	4.373	4	4.800	22.211



Sl. No.	Name of F. Div.	Wages of Home Guards (@450/- per day (April 18-June 18)		Wages of Home Guards @450/- per day (July 18-March 19)		Wages of JFMC/EDC personnel @ Rs. 237.38*26*9 (July 18-March 19)		Wages of Drivers (@9111/- per month)		PGL & Other Exp (Rs. 1.200 lakh/year)		Total Amount
		No.	Amount	No.	Amount	No.	Amount	No.	Amount	No.	Amount	
1	2	3	0.4095	5	1.233	7	0.5554692	9	1.09332	11	1.200	15
28	Khunti	0	---	---	0.000	---	0.000	4	4.373	4	4.800	9.173
29	Lohardaga	30	12.285	15	18.495	15	8.332	5	5.467	5	6.000	50.579
30	Ranchi	40	16.380	20	24.660	20	11.109	5	5.467	5	6.000	63.616
31	Simdega	20	8.190	10	12.330	10	5.555	3	3.280	3	3.600	32.955
32	P. T. R. (North)	20	8.190	10	12.330	10	5.555	9	9.840	9	10.800	46.715
33	P. T. R. (South)	20	8.190	10	12.330	10	5.555	8	8.747	8	9.600	44.421
34	Ele. Proj, JSR	0	---	---	0.000	---	0.000	3	3.280	3	3.600	6.880
35	H'bag Wildlife	10	4.095	---	0.000	---	0.000	3	3.280	3	3.600	10.975
36	Ranchi Wildlife	---	---	---	0.000	---	0.000	3	3.280	3	3.600	6.880
37	Deoghar SF	---	---	---	0.000	---	0.000	1	1.093	1	1.200	2.293
38	Dumka SF	---	---	---	0.000	---	0.000	1	1.093	1	1.200	2.293
39	Garhwa SF	---	---	---	0.000	---	0.000	1	1.093	1	1.200	2.293
40	Hazaribag SF	---	---	---	0.000	---	0.000	1	1.093	1	1.200	2.293
41	Koderma SF	---	---	---	0.000	---	0.000	1	1.093	1	1.200	2.293
42	Latehar SF	---	---	---	0.000	---	0.000	1	1.093	1	1.200	2.293
43	Adityapur SF	---	---	---	0.000	---	0.000	1	1.093	1	1.200	2.293
44	Chaibasa SF	---	---	---	0.000	---	0.000	2	2.187	2	2.400	4.587
45	Ranchi SF	---	---	---	0.000	---	0.000	2	2.187	2	2.400	4.587
46	Simdega SF	---	---	---	0.000	---	0.000	2	2.187	2	2.400	4.587
47	State Silviculturist	---	---	---	0.000	---	0.000	1	1.093	1	1.200	2.293
48	W. P. Bokaro	---	---	---	0.000	---	0.000	1	1.093	1	1.200	2.293
49	W. P. Deoghar	---	---	---	0.000	---	0.000	1	1.093	1	1.200	2.293
50	W. P. Hbag	---	---	---	0.000	---	0.000	1	1.093	1	1.200	2.293
51	W. P. Jsr	---	---	---	0.000	---	0.000	1	1.093	1	1.200	2.293
52	W. P. Palamau	---	---	---	0.000	---	0.000	1	1.093	1	1.200	2.293
53	W. P. Ranchi	---	---	---	0.000	---	0.000	1	1.093	1	1.200	2.293
54	Pl., Res. & Eval,	---	---	---	0.000	---	0.000	1	1.093	1	1.200	2.293
55	Dumka WFP	---	---	---	0.000	---	0.000	1	1.093	1	1.200	2.293
56	S.F. PM&E	---	---	---	0.000	---	0.000	1	1.093	1	1.200	2.293
Total		650	266.175	305	376.065	305	169.418	167	182.584	167	200.400	1194.643

## Jharkhand CAMPA

NPV - Working Plan and FCA Nodal Cell related schemes during FY 2018-19

(Rs. in lakh)

Sl. No.	Name of F. Div./Cell	Dev. of IT Infrastructure		Maint. of GIS Cell		Wages of Technician		Wages of Computer Operator		Field Verification	Total Amount
		Phy	Fin	Phy	Fin	No.	Fin	No.	Fin	Fin	
1	2	3	4	5	6	7	8	9	10	11	12
1	W. P. Bokaro	---	---	---	2.000	1	2.016	1	1.978	2.000	7.994
2	W. P. Deoghar	---	---	---	0.900	1	2.016	1	1.978	---	4.894
3	W. P. Hbag	---	11.500	---	14.456	2	4.032	1	1.978	---	31.966
4	W. P. Jsr	---	12.000	---	2.500	2	8.400	1	1.978	---	24.878
5	W. P. Palamau	---	---	---	0.900	1	4.032	1	1.978	---	6.910
6	W. P. Ranchi	---	8.250	---	11.000	2	8.400	1	1.978	2.000	31.628
7	Exe Director Cell	---	---	---	---	---	---	1	1.978	---	1.978
	<b>Grand Total -</b>	<b>0.000</b>	<b>31.750</b>	<b>0.000</b>	<b>31.756</b>	<b>9.000</b>	<b>28.896</b>	<b>7.000</b>	<b>13.846</b>	<b>4.000</b>	<b>110.248</b>

Note :- Senior Technician - Rs. 35,000/- pm

Junior Technician - Rs. 16,800/- pm

## Jharkhand CAMPA

## NPV - Bio-diversity conservation &amp; Anti-depredation Activities during FY 2018-19

(Rs. in lakh)

Sl. No.	Name of F. Div.	Dev. of National Park/WL Sanctuary	Construction of Rescue Centre	Anti Depredation Scheme	Grand Total Amount
1	2	3	4	5	6
1	Bokaro	---	---	66.8756	66.876
2	Dhanbad	---	---	66.3606	66.361
3	Giridih (East)	---	---	77.4456	77.446
4	Giridih (West)	---	---	37.4456	37.446
5	Ramgarh	---	---	49.7506	49.751
6	Deoghar	---	---	43.4206	43.421
7	Dumka	---	---	83.3456	83.346
8	Jamtara	---	---	45.9306	45.931
9	Pakur	---	---	37.4456	37.446
10	Sahibganj	---	---	57.4456	57.446
11	Chatra (N)	---	---	83.3956	83.396
12	Chatra (S)	---	---	70.0706	70.071
13	Hbag (East)	---	---	75.6456	75.646
14	Hbag (West)	---	---	83.3456	83.346
15	Koderma	---	---	37.4456	37.446
16	Chaibasa	---	---	133.4806	133.481
17	Jamshedpur	---	---	42.6956	42.696
18	Kolhan	---	---	39.9956	39.996
19	Porahat	---	---	62.0156	62.016
20	Saraikela	---	---	139.3206	139.321
21	Saranda	---	---	59.6456	59.646
22	Latehar	---	---	37.4456	37.446
23	Gumla	---	---	67.2706	67.271
24	Khunti	---	---	106.5506	106.551
25	Ranchi	---	---	130.0156	130.016
26	Simdega	---	---	65.5606	65.561
27	P. T. R. (North)	845.000	---	121.6956	966.696
28	P. T. R. (South)	1010.000	---	121.6956	1131.696
29	Ele. Proj. JSR	323.100	---	55.8856	378.986
30	H'bag Wildlife	282.000	---	37.4456	319.446
31	Ranchi Wildlife	83.000	500	39.6956	622.696
	Grand Total -	2543.100	500.000	2175.784	5218.884



## Jharkhand CAMPA

## N P V (Details of Bio-diversity conservation and Anti-depredation activities)

(Rs. in Lakh)

Sl. No.	Name of T. Do.	Development of National Park / Wildlife Sanctuaries / Elephant Habitat																				Anti-depredation related work										Grand Total	Grand Total Amount								
		Creation of Rescue Centre		Const. of Capacity of Cubet		Const. of Check Jan		Const. of Patroling Check		Check Dam Installation		Const. of Water Hole		Repair of Hole-out		Special Repair of Forest Road		Construction of Guest wall		Elephant proof Trench		Sub-Total	Const. of Watch Tower		Maint. of Watch Tower		Purchase of Dragon Torch		Maint. of Dragon Torch		Purchase of New Solar Street Light			Maint. of Old Solar Street Light		Wagon & Materials to JFWPC/EDC for driving away		Communication Network		Sub-Total	
		No.	Amount	No.	Amount	No.	Amount	No.	Amount	No.	Amount	No.	Amount	No.	Amount	No.	Amount	No.	Amount	No.	Amount		No.	Amount	No.	Amount	No.	Amount	No.	Amount	No.			Amount	No.	Amount	No.	Amount			
1	Bokaro																					4	24,000	4	0.080	10	0.850	100	4,500			30	16,480	30	0.960	60,879	60,879				
2	Dhanbad																					2	34,000	2	0.140	8	0.680	16	0.720	75	3,375	170	10,000	30	16,480	30	0.960	60,301	60,301		
3	Girih E																					3	40,000									30	16,480	30	0.960	77,440	77,440				
4	Girih W																															30	16,480	30	0.960	37,440	37,440				
5	Rampah																							5	0.100	10	0.850	7	0.290	10	4,275	10	8,800	30	16,480	30	0.960	49,751	49,751		
6	Deghar																					2	0.300	4	0.080	4	0.510			111	5,085			30	16,480	30	0.960	43,421	43,421		
7	Dumka																					4	44,000	10	0.700	20	1,700							30	16,480	30	0.960	63,386	63,386		
8	Jamtara																							3	0.080	11	0.935	4	0.240	10	2,250	10	1,000	30	16,480	30	0.960	43,301	43,301		
9	Palur																																30	16,480	30	0.960	37,440	37,440			
10	Sahibganj																					4	20,000										30	16,480	30	0.960	37,440	37,440			
11	Dumra II																							3	31,000			20	1,700			200	11,250			30	16,480	30	0.960	63,390	63,390
12	Dumra I																							3	17,000			20	2,125			300	13,500			30	16,480	30	0.960	70,071	70,071
13	Hbag E																							2	14,000			20	1,700			100	22,500			30	16,480	30	0.960	73,660	73,660
14	Hbag W																							4	23,400							100	22,500			30	16,480	30	0.960	63,340	63,340
15	Ashtola																																	30	16,480	30	0.960	37,440	37,440		
16	Chakrata																							10	80,000	8	0.180	20	1,700			210	14,175			30	16,480	30	0.960	133,480	133,480
17	Jamtara																										10	4,250	10	1,000					30	16,480	30	0.960	42,690	42,690	
18	Kohler																																	30	16,480	30	0.960	39,390	39,390		
19	Pardha																							2	16,000	1	0.020	20	2,510					10	5,000	30	16,480	30	0.960	42,010	42,010
20	Barakhera																							10	80,000			100	8,500			75	3,375			30	16,480	30	0.960	139,371	139,371
21	Saranda																							2	14,000			20	1,700			100	4,500			30	16,480	30	0.960	39,240	39,240
22	Lahar																																	30	16,480	30	0.960	37,440	37,440		
23	Gurda																							4	24,000			10	4,250			20	1,575			30	16,480	30	0.960	47,271	47,271
24	Khud																							10	80,000			20	2,800			140	6,300			30	16,480	30	0.960	108,551	108,551
25	Ravri																							8	72,000	16	0.320	14	1,180	14	0.560	100	4,500	140	14,000	30	16,480	30	0.960	110,054	110,054
26	Sirhaga																							4	24,000			14	1,130			10	2,820			30	16,480	30	0.960	63,362	63,362
27	PTA (North)			30	410,000	30	290,000	10	100,000	10	13,000												10	80,000			10	8,000					30	16,480	30	0.960	121,490	121,490			
28	PTA (South)			40	560,000	40	420,000	10	100,000	30	30,000													10	80,000			10	8,000					30	16,480	30	0.960	121,690	121,690		
29	Elephant Pic			5	55,000	14	184,790					7	2,100	0.600	21,340	1	43,800	5	84,170	323,320	3	24,000	2	0.140	40	3,400			20	0,900			30	16,480	30	0.960	55,884	55,884			
30	Hbag Wildlife			15	127,000	27	130,000																											30	16,480	30	0.960	37,440	37,440		
31	Barah Wildlife	1	500,000	8	71,000							4	11,000																				30	16,480	30	0.960	20,004	422,89			
Total		1	500,000	174	1,364,200	124	921,790	100	200,000	80	45,000	4	13,000	2	2,100	0.800	21,340	1	48,800	3	84,170	304,320	110	785,700	43	1,300	631	33,833	35	1,800	2893	129,735	488	41,800	930	1,131,054	930	29,760	2,175,794	2,175,794	

## Research Activities during FY 2018-19

Study of Plant Diversity and Market Potential of Plant products for Economic upliftment of Native Tribals in West Singhbhum District.  
(3 Years Scheme)

(Rs. in lakh)

Sl. No.	FY	Emolument of Junior Research Fellow		Wages of Hired Human resource person		Wages of Casual labour		Purchase of Materials	Printing & Binding	Contingency	Total			
1	2018-19	2	25000.00 / Month	6.000	1	10000.00 / Month	1.200	1	237.38 - per day	0.741	5.810	---	0.400	14.151
2	2019-20	2	25000.00 / Month	6.000	1	10000.00 / Month	1.200	1	237.38 - per day	0.741	---	---	0.400	8.341
3	2020-21	2	28000.00 / Month	6.720	1	10000.00 / Month	1.200	1	237.38 - per day	0.741	---	0.400	0.400	9.461
Total		6		18.720	3		3.600	3		2.223	5.810	0.400	1.200	31.953



**Draft Proposal for discussion on****Integrated Forest Mosaic Landscape Management : Approaches to Capacity and Institution Building For Sustainability of Ecosystem Services.****I) Context/Background**

Forest provides hosts of ecosystem services that directly contribute to improving the productivity of the agricultural land in the forest fringe villages, ensure water security and well being of the people. The small holder farmers of the forest fringe rainfed areas depend upon, to a large extent on, such forest ecosystem services. However, such forests are facing the challenges of degradation due to various drivers of degradation including diversion of forest land. Even though compensatory afforestation is created the original ecosystem services provided by the natural forests can not be regained. Moreover, the plantation requires time to grow and mature for providing provision and other ecosystem services to the people. During that gestation period the pressure on the existing forests adjoining the villages are put under more pressure from the adjoining villages. Therefore, the forests and its associated ecosystem services gets further degraded.

The Protected Forests lands, as forest ecosystem are not virgin, isolated patch. Rather it constitutes a pattern of forest mosaic landscape where different land uses practices, viz., forest, agriculture, pisciculture, silvi pasture are in practice and they interplay with each other. It is not possible to check and reverse the forces of degradation with isolated forest land based interventions. One has to take the forest mosaic landscape as the unit. The sustainable land uses of the forest fringe areas would check the forces of degradation, improve well being of the people and reduce their dependence on forest. Consequently, the health of the forest and its regeneration would improve.

The forest mosaic landscapes is defined here as places where forests and agricultural land use coexist in a mosaic pattern. The boundary between forest and agriculture is fuzzy in space and time, although demarcation is done by the government departmental functionaries.

Thus the framework of management of forest mosaic landscape also focuses beyond the structure of the forest boundary, the interspersed nature of agricultural and forest land uses. The activities will include capacity building and strengthening the Joint Forest Management Committee in particular, the incentives, and appropriate technologies related to land use.

The guidelines ( WP code 2014) stress upon the role of trees outside forests (TOF) which are located on the lands other than forests, including agricultural lands e.g. agro-forestry systems, farm forestry.



The importance of management of the fringe forest ( WP code 2014) “ lies in the fact that if properly managed, it can arrest people's entry into the forest by catering to their needs at the fringe only, thereby sparing the forest from the biotic pressure that has the potential to cause irreparable damage to the forest biodiversity and eco-system services. Forest fringe villages have been a major cause of forest fires due to increased dependency of people on forests as stated above, thus causing the forest more vulnerable in terms of fire. Alternatives may be discovered to reduce the dependency of people on forests residing in fringe forests.”

Interventions used in agriculture-forest landscapes will sequester carbon by reducing deforestation without adversely affecting other social and ecological outcomes related to livelihoods.

The Challenge before us is how to govern forest mosaic agriculture- landscapes to reduce deforestation and thereby improve climate change mitigation outcomes. Moreover, the climate change mitigation in terrestrial systems is necessary to avoid the worst effects of climate change and halting deforestation. This has been considered to be one of the most cost effective mitigation measures globally. Therefore, improved governance at the forest field functionaries at one side and building competency at the JFMC level on the other is therefore necessary to check deforestation and improve ecosystem services.

Objectives of management of forests has become more people centric and oriented to provide the goods and services from forests on sustained basis, with an emphasis on ecological services and harvest of usufructs as well ( WP Code 2014). Forest Management Planning must provide for sustainable management of forests and its biodiversity as enshrined in the National Forest Policy, encompassing the ecological (environmental), economic (production) and social (including cultural) dimensions.

As mentioned above that the National Working Plan Code emphasizes upon the importance of managing the forest fringe areas. It mentions that “*the importance of management of the fringe forest lies in the fact that if properly managed, it can arrest people's entry into the forest by catering to their needs at the fringe only, thereby sparing the forest from the biotic pressure that has the potential to cause irreparable damage to the forest biodiversity and eco-system services. Forest fringe villages have been a major cause of forest fires due to increased dependency of people on forests as stated above, thus causing the forest more vulnerable in terms of fire. Alternatives may be discovered to reduce the dependency of people on forests residing in fringe forests.*” Thus, managing the fringe forest is being mainstreamed

Another important initiative from the Ministry of Environment, Forest and Climate Change, Government of India has provided fund under CAMPA for a series of activities for afforestation and conservation of forest as a whole through capacity building, training, research and ultimately improve ecosystem services.

The aims and objectives of CAMPA also emphasizes that the

*State CAMPA shall seek to promote.*

- a. Conservation, protection, regeneration and Management of Natural Forest
- b. Conservation, protection of wildlife and it's habitat within and outside protected areas including consolidation of protected areas.
- c. Compensatory afforestation
- d. Environmental Services



- i. provision of goods, wood, NTFP, water, grazing, tourism, wildlife protection
- l. regulating Service, climate regulating, disease control, detoxification, carbon sequestration, health of soil, air and water regimes
- iii. non materials benefits like spiritual, recreation, educational
- iv. supporting services like biodiversity, nutrients cycling, primary production.
- e. Research, training and capacity building.

Therefore, managing forest fringe areas, improvement of ecosystem services, increasing the scope of carbon sequestration, health of soil, air and water regimes are the prime concern of both the National Working Plan Code 2014 and the CAMPA interventions.

The forest fringe dwellers are organized by the forest department to form Joint Forest Management Committees. The JFMC members living in the forest fringe villages primarily are small holder farmers and depend on agriculture for their livelihood but suffer from a number of risks due to low productivity in the face of degradation of natural resource base including soil, water, biodiversity, natural calamities and other man-made disasters. Having recognized the severity of problems of the smallholders and the consequences of overuse of chemical fertilizers, the extent of soil and environmental degradation and pollution, there is a urgent need to improve the productivity of land and introduce sustainable land use practices. This will ensure well being of the people and reduce the pressure on forest.

## II) Aims and Objectives

### Objectives

Keeping the above context in mind the objectives of the project are set as follows:

1. Create an enabling environment for conservation, protection and management of natural forest mosaic landscape management to improve the forest ecosystem services through capacity building and training of the stakeholders including forest field staff, JFMC members and panchayat functionaries.
2. Development of the social and human capital within the JFMC through
  - Establishment of Prashikshan Shivir as Outreach Programme, a forum for continuous learning in the line of 'Farmers Field School' following season wise activities.
  - JFMC institution building and strengthening, women empowerment and skill development in the form of "Capacity Building" through series of tailored training modules based on the need of Common Interest Groups (CIG) such as NTFP collectors, vegetables growers, fishermen, livestock growers for forest mosaic landscape conservation and sustainable livelihood development at the given landscape level.
  - Develop Community Resource Persons (CRP) through vocational training and also in the form of Training of Trainers (ToT) who may serve the community as volunteer extension workers.
  - Development of Professional Resource Persons (PRP) from within the department through advanced ToT programs.
3. Develop capacity of the stakeholders for Integrated Management of the given landscape to improve environmental/ecosystem services by improving the productive potentials of soil, water, forest and vegetation outside forest area

4. Improve the natural resource endowment, particularly the biodiversity through community participation to build ecosystem resilience.
6. Promote use of organic manure/compost, bio fertilizer and bio pesticides and minimize chemical based inputs to improve health of soil and water, reduce carbon foot prints and ensure sustained flow ecosystem services.
7. Diversify the production base in the fringe villages through Integrated Farming System, including multiple cropping with integration of livestock and fisheries to reduce their dependence on forest
8. Promote and facilitate homestead Nutritious Kitchen Garden to meet the immediate need of nutritious food for the JFMC members
9. Facilitate Women Empowerment by involving the social change agent and women farmers in the production chain, increase their income and engage them in the decision making process within the landscape.

### Hierarchy of Objectives

Hierarchy of Objectives	Indicators (OVIs)/outputs	Means of Verification
<p><b>Overall Goal</b> Forest Mosaic Landscape Management to improve ecosystem services through ecosystems based approaches to promote climate resilient land uses in the fringe forest areas in six pilot locations in Jharkhand.</p>	<ul style="list-style-type: none"> <li>- Identification of the landscape, its features and the core village for direct intervention under the project with Geo reference in consultation with the forest department</li> <li>- Reduction in the incidence of illegal felling of trees, fire incidence and uncontrolled grazing</li> <li>- Participatory biodiversity monitoring by the JFMC members</li> <li>- Increased number of trees planted outside the forest in fringe areas</li> <li>- Silvi pasture development in the fringe areas</li> <li>- Agro forestry plantation in the private land in forest fringe villages</li> <li>- Improved soil moisture conservation through rain water harvesting</li> <li>- Adaption of climate resilient, low input agriculture/horticulture/pisciculture practices (mulching, minimum tillage, protected cultivation, introduction of drought resistant varieties, weed management, Integrated Pest Management) by the JFMC members</li> <li>- Diversification of livelihood options of the JFMC members with agriculture, horticulture, fisheries, animal husbandry, NTFP based activities, off-farm based activities</li> <li>- Increase in household level income of the JFMC members and women farmers</li> </ul>	<ul style="list-style-type: none"> <li>- Land use change data</li> <li>- Report of forest offences</li> <li>- Permanent monitoring plot in the forest and data of periodic monitoring – changes in density, diversity</li> <li>- Soil and Water quality report</li> <li>- Household level socio economic data</li> <li>- Satellite images</li> <li>- Geo reference and geo tagging of the plots</li> <li>- Number of plots and trees planted as Agroforestry program, outside forest area</li> <li>- Area of silvi pasture developed</li> <li>- Number of rain water harvesting structures created</li> <li>- Minutes of the meeting</li> <li>- Case studies,</li> <li>- Biodiversity Registers</li> <li>- Photographs</li> </ul>
<p><b>Hierarchy of Objectives</b> 1 Create an enabling environment for conservation,</p>	<p>Details on map of the forest mosaic landscape, its features following watershed criteria and status of base line of the core village for direct</p>	<ul style="list-style-type: none"> <li>- Microplan document</li> <li>- Departmental reports</li> <li>- Minutes of the meeting at the community level and</li> </ul>



*Proposal on Forest Mosaic Landscape Management to Improve Forest Ecosystem Services*

Hierarchy of Objectives	Indicators (OVIs)/outputs	Means of Verification
protection and management of natural forest mosaic landscape management to improve the forest ecosystem services through capacity building and training of the stakeholders including forest field staff, JFMC members and panchayat functionaries.	intervention under the project with Georeference  - Number of convergent microplan prepared. - Number of Trainings / Workshops conducted for different stakeholders	departmental level - Registration of the workshops - Photographs - Workshop reports - IEC materials prepared
2. Development and strengthening of JFM as social capital with inclusion of women	- No. of JFMCs taking active role in protection and conservation of forest - No. of women actively involved in the group functioning and decision making (Women members will hold leadership position in all the targeted families) - No. of activities undertaken by the group to conserve forests - No. of JFMCs adopted climate resilient agriculture/horticulture based land use practices - Some of groups in two clusters may initiate the process of registration under PGS.	- Minutes of the meetings - Cash book - Bank books - Photographs - Documents for initiation of forest conservation measures - Documents for initiation of climate resilient land use practices - Geo tagging
3. To facilitate convergence of sectoral services with the Government allied departments/ extension officials/workers of the for effective dissemination of knowledge and information	- Number of Training modules and materials prepared - Number of workshops organized with line departments - Development of Monitoring Protocols and indicators of the trial plots established at the landscape level	- Workshop registration - Workshop reports - Photographs - training materials - Monitoring reports
4. To organize Training of Trainers for the field staff to improve their training and communication skills and to equip them with modern and scientific knowledge on biodiversity conservation	- To organize Training of Trainers for selected field staff	- Training Registration - Training Evaluation - Training Report - Photographs
5. To Involve especially the women farmers in the production value chain, increase their	- No. of women farmers identified as direct participant (at least 60% of the direct participants will be women) - Increase in the income opportunities for the	- List of participants/ beneficiaries - HH level data - Minutes of the meeting

Hierarchy of Objectives	Indicators (OVIs)/outputs	Means of Verification
income and engage them in the decision making process within the landscape	women - No. of women having leadership role in the groups/JFMCs	- Group profiles
6. To develop skills of the JFMC members through trainings to develop human capital for Integrated Forest Mosaic Landscape Management	- No. of Prashikshan Shivir as Outreach Centre/Farmer Field School established. There may be 2 or 3 Demonstration plots in each landscape - The trainings will be conducted at the Farmer Field School and the farmers trained on skills/traits related to sustainable agriculture will demonstrate adoption in their field. - 450 family of farmers will adapt the practices in their own field after training for production of organic manure, Nutrition kitchen garden, vegetable cultivation, pulses and oilseeds cultivation, livestock management, fish farming, nursery raising, organic compost and bio control of pests, weed management, mulching, few may start zero or minimum tillage etc (at least 80% of the trainees would initiate at least 2 of the above mentioned activities) - No. of villagers approached the trained farmers to learn the techniques (about 20% replication in the landscape)	-Prashikshan Shivir/ Demonstration Plots/ Training Report/ - Training registration and Evaluation - Gender division of trainees - Post training plan of action - Demo Plot wise data after each season with geo tagging - Production of Organic Manure -Number of Kitchen Garden - Crop Rotation - Nursery - Photographs - Comparison with base line data - Case studies
7. To develop community resource persons through ToT	- No. of CRPs trained (about 150 numbers of CRPs will be trained)	- Training Report - Training registration and Evaluation - Gender division of trainees - Post training plan of action - Photographs
8. To develop skills to enhance the productive potentials of natural resources through Soil and Water Conservation, restoration of degraded lands	- Increase in the amount of soil moisture in the farm through cover crops, organic treatment - Improved availability of water in the farm through creation of farm ponds for rain water harvesting - Use of drip irrigation - Improved soil organic matter content through mulching, weed management, green cover, organic manure	- Soil moisture content report - Geo tagging of RWS - Irrigation report - Soil health report - HH data - Rain water / percolation tanks - Demonstration plots -SRI cultivation plots
9. To develop skills to promote Integrated Farming System Management in a more profitable and sustainable manner	- No. of people having increase in income through IFS and Agro forestry - No. of options for earning has increased (at least the option will be doubled among 50% of the targeted people)	- Household data - Case studies - Photographs
10. To facilitate the	- No. of people adapted agriculture/agro	- Field reports



Hierarchy of Objectives	Indicators (OVIs)/outputs	Means of Verification
agri/agro forestry based practices and sustainable behaviour for climate change adaptation and mitigation	forestry practices that promote climate change adaptation and mitigation including use of drip irrigation, crop rotation, intercropping, organic farming practices, shade nets, mulching, zero tillage, seed production and seed bank etc - Increased use of renewable energy sources - Increase in green cover	- Case studies - Photographs - Satellite images - Geo tagging
11. Develop entrepreneurship skills and capacity of the producers and growers to promote NTFP/ agri business	- 20 Number of CIGs/Producer groups formed (Minimum 20 business plan will be executed) - Number of farmers/farmer groups started agri business (Minimum 50 entrepreneurs will start business) - Registration of Entrepreneurs as Traders	- Entrepreneur Report - Photographs - Bank pass book - Minutes of the meeting - Registration documents

### III) Strategy

#### Proposed Strategies

#### 1) Landscape selection through stakeholder engagement

1.1) Selection of Landscapes and core village, with geo reference, in consultation with the forest field staff avoiding any duplication of the programs/projects based on the specified criteria.

#### 2) Human Resource Management and Development through strengthening the JFMCs as institutions, Capacity Building and Trainings

JFMCs established in the forest fringe villages will be the unit of implementation and the last mile of delivery. Strengthening of the existing JFMCs will be done through capacity building, training and hand holding support. A dedicated team of extension workers (community organizers) will be in place. Capacity building of the field staff will be done to facilitate the process and mainstreaming the initiatives. Community Resource Persons will be developed for sustainability of the initiatives, upscaling and replication.

#### 2.1) Selection of Facilitators for effective implementation of the project.

The community organizers for the Project will be selected and trained by IBRAD. They need to be skilled to apply participatory approaches and skills to organize the JFMC members

#### 2.2) Community capacity building and development of community resource persons for strengthening the activities, upscaling, replication and sustainability.

In addition to the community Organisers as professional staff of the Project, some proactive farmers, community members with leadership ability who volunteer to convey information from field staff of the Project to individual farmers, will be trained as Community Resource Person (CRP). Weekly schedules detailing each CRP's tasks will help the villagers for dissemination of knowledge and skills and hand holding training. The CRP does not receive a salary but their role may require significant time investment. Project can motivate them and maintain their commitment with incentives such as to provide some inputs/ travel cost to create demonstration plots.

#### 2.3) Promoting/strengthening Extension Services for upscaling and replication



The Project has planned for developing Professional Resource Persons (PRP) within government functionaries for continued support and scaling up the project related activities to facilitate Integrated Forest Mosaic Landscape management

2.4) Capacity building to develop skills of the JFMC members for participatory biodiversity monitoring and management and adoption of low input climate resilient land use practices for increasing productivity and income

Skill development trainings will be organized for the JFMC members of the landscapes and also from the neighboring villages for replication of the technologies.

### **3) Strategy for Awareness, Communication and development of IEC materials.**

The types of communication needed for Forest Mosaic Landscape Management will be use of different channels to transmit and collect information. The frequency of communication, its quality, and its reach among JFMC members will have greater impact on the management of the Project. These communication channels can broadly be grouped into three categories:

- Face-to-face interactions between the Project staff or government staff and farmers
- Written materials such as manuals, brochures, and handout will be prepared. Sign boards will be used as display material.
- Information and communication technologies such as Skype, Internet, WhatsApp, video, and cell/ smart phones have been planned and already field tested.

Application and use of such ICTs have been planned and field tested as they are less costly than face-to-face communications. It can reach large numbers of farmers, and present opportunities for overcoming problems of reinforcement and impact assessment also.

Besides, community culture specific cultural activities like songs/dramas will be developed.

### **4) Actions at the Forest Mosaic Landscape level to develop skills for Forest Resource Conservation, Natural Resource Management through promotion of Agro forestry, rain water harvesting, low input climate resilient production systems, habitat development, improving production and productivity on sustainable basis**

#### **4.1) Establish Prashikshan Shivir as the Outreach Centre**

Good Performance Depends on Effective Logistics and Strong Monitoring, Strategic scheduling and staff management that increase the effectiveness of an extension program.

The Community Organisers of the Project will work with the JFMC members directly in the core village of the landscape. A Prashikshan Shivir will be established as Outreach Centre in the line of Farmers Field school. These centers will act as classrooms and associated plots where improved techniques are demonstrated and practised. The demonstration plots can be used as nurseries to produce improved planting materials for sale or distribution. The Community Organiser / Subject specialists will conduct the training in farmers' own fields and address their specific concerns. Such exercise is found useful for building trust and goodwill among farmers. There will be some training kits/ equipments at the Prashikshan Shivir for continuous learning.

4.2) Preparation of participatory microplan by involving the JFMC members. It will be done through application of participatory techniques and approaches.



4.3) Demonstration Centre and Demo Plots & Farmers Participatory Research on Participatory Biodiversity Monitoring, Agro forestry, enhancement of soil health, Organic and Bio fertilizer Production, Integrated Pest Management and enhancement of horticulture production in the rainfed farming system.

- Project will have demonstration plot in farmers land in the core village of the selected landscape. It will be a smallholder plot that uses best practices for low inputs climate resilient agricultural/Agro forestry practices. Field staff and the experts will hold training sessions at the demonstration plots and on the farms of other group members. The training sessions will consist of instruction to be reinforced by hands-on practice. Community field training and Farmers Participatory Research can be organized at the plots throughout the production cycle to present best practices and offer farmers an opportunity to practice their learning. These events will also serve as experiment for new methods and help in adoption by new members. One has to remember that it is the farmers, not extension staff, should do work more and learn with conviction on the plots. Field staff will hold training sessions at the demonstration centre for effective training.

- Permanent plots will be laid in the forests where JFMC members along with the forest field staff will have periodic monitoring to track the changes in terms of density, diversity, growth of the forest. They will be trained to collect the data.

- Development of a robust data base on the ecosystem services derived from the forest ecosystem in the Forest Mosaic Landscape and its periodic monitoring to measure the changes before and after intervention. Special emphasis will be given to identify locally available REET (Rare, Endangered, Extinct and Threatened) species and to take measures for their conservation.

- Measures will be taken to identify and restore the locally available genetic resources. It would include both forest and agro biodiversity.

4.4) Adoption of sustainable land-use planning and implementation through community engagement and participation

Strategy for sustainable land use practices including agriculture, forest and fresh water ecosystems envisages a comprehensive management approach to improve soil health, the ecosystem of the region and the quality of produce. For optimization of productivity all the essential components need to be developed in a systematic manner. These steps include:

- (i) Habitat development for both forest crops (within the forest area) and non forest crops (forest fringe and outside forest area)
- (ii) Creating on-farm facilities for input production by utilizing the local resources such as leaves, twigs from the trees, cow dung, agriculture residue etc
- (iii) Cropping sequence and combination planning for Agro forestry as well as for Back yard farming/agriculture
- (iv) 3-4 year rotation plan and
- (v) Growing of crops suiting to the region, soil and climate.



Land use plans will be developed based on PRA exercise, SWOT analysis and Microplanning exercise

**5) Diversification of livelihood opportunities, promotion of climate resilient production system and increase in income**

Promoting integrated farming system covering crops, livestock & fishery, nursery raising and plantation of Trees Outside Forest Area in the fringe villages, promotion of Agro forestry to meet the fuel and fodder requirement of the people and increase of income through intercrops as well, production of manure and compost as an alternate livelihood practice, in situ and ex situ cultivation of high value NTFPs/Medicinal crops.

**6) Promoting effective management of available water resources and enhancing water use efficiency**

Since most of the areas are rainfed, assistance will be provided to create farm ponds and renovation/restoration of small tanks for rain water harvesting. These will be done adjoin Agro forestry plots and Demonstration Plots. Awareness will also be created to popularize and use drip irrigation facilities.

**7) Promoting location and crop specific integrated nutrient management practices for improving soil health, enhancing crop productivity and maintaining quality of land and water resources**

Database will be created through periodic soil and water sample collection and analysis, establishment of organic manure/bio fertilizer/bio pesticide/biological extracts/vermi compost units and its applications.

**8) Facilitation to develop entrepreneurship skills**

Building the capacity of farmers for Agri-Business is relatively complex. Since the production of quality crops and commercial Agri-Business activities are interrelated the capacity of farmers and farmer groups will be developed for commercial business at the same time. This will help in organizing the farmers in Farmers Producers Groups and substantial increase in their income.

**Facilitation in developing Agribusinesses and supporting Smallholder farmers**

Aggregating smallholder farmers into groups is both critical and challenging for agribusinesses. It is challenging because farmer groups are lacking aptitude of commercial business. There is not enough quality product for commercial business. Hence strategy is needed at several levels like production of selected quality product, develop supply value chain, market linkages, branding and developing entrepreneurs skills for improving the Agri-Business practices of farmers.

- Identify the local crop best suited for quality and quantity products
- Supporting increased knowledge and access to agricultural inputs
- Facilitating market development of local supply by helping farmers meet quality and quantity requirements so they can access and develop markets
- Facilitation for access to credit and insurance
- Raising standards of Farmers Group governance and business facilities
- Supporting the development and uptake of eco-standards for commodity value of agri products



- ✓ Improve smallholders' access to markets, financing, technical assistance, and inputs like fertilizer and seeds on time

**9) Develop linkages between scientific communities and the villagers for building knowledge and skills, transfer of technology for improving production and productivity for livelihood development on sustainable basis**

Updation of knowledge and skills on the modern scientific knowledge and skills and validation of the practices of the farmers by the scientists, are essential to ensure increase in production and productivity on a sustainable basis. The project has integrated such interactions through kishan goshthis and field visit of the experts not only to impart knowledge and skills but also to take timely corrective actions.

**10) Women Empowerment**

The proposed project has in-built strategy to target women as direct beneficiaries for the project, develop them as community resource person and entrepreneur. This will start with promotion of horticulture production in their homestead land as kitchen garden and integrated farming system. Their capacity will also be built for off-farm based business activities like marketing of NTFPs, sale of organic manure and compost, bio pesticides, seed production and sale etc.

**11) Monitoring and evaluation**

Success of any project depends upon keeping the project on track, timely completion of tasks and taking timely corrective actions. To ensure such rigorous monthly MIS system, range and division level monitoring meeting is proposed rigidly.

**IV) Target Beneficiaries**

JFMC members, particularly women of the members families, of one landscape in a sub beat with about 5 – 6 villages on pilot basis (It is understood that one JFMC consists of one village). Six such sub beats will be identified one in each Circle on pilot basis. The JFMCs will have minimum about 100 acres of forest under their jurisdiction.

Main targets of the proposed project are the tribal and backward smallholders of the JFMC who face a variety of challenges, including natural disaster from time to time. They practice traditional cultivation with degraded soil fertility and continued erosion. They have lack of resources for input to improve agricultural practices. Such farmers have limited knowledge of market prices and quality of requirements for improved and sustainable agriculture. Due to lowering productivity there has been an increasing trend of the men folk of the villages to migrate outside leaving the agriculture and other land use practices under the refuge of the women of the family.

They are largely unorganized and have poor access to credit. Financial institutions often view smallholders as unattractive clients due to insufficient collateral.

Total forest mosaic Landscapes and villages: 6 landscapes (one in each sub beat) and about 30 villages (about 5 villages in each of the sub beats).

Total No. of targeted families: 900 families (30 families in each villages will apply the technologies and practices in their field).

Total number of farmers to be trained: 3000

Total number of community resource persons to be trained – 150

Training of Trainers for Government field functionaries – 40 number of persons.

Refreshers courses for the Government field functionaries – 200 number of persons.

## V) Management

IBRAD has its own in house technically trained professionals and staff who will be involved in implementation of the project. The salary component of these staff are not budgeted under the project component and will be borne by the institute.

The project requires rigorous mobilisation, orientation, capacity building and monitoring of the farmers at the landscape level to provide desired result. It is estimated that it requires about 75% of the man month involvement of Project Coordinator and full time man month involvement of community organizers for the project.

We have planned to involve One Project Officer, two Project Coordinators and six Community Organizers for the project.

Besides, technical guidance will be provided from time to time by IBRAD's full time Agriculture and Water Management Experts and its own Forestry Expert and Social Development Expert.

## Responsibility Matrix

Activities of the schemes to be implemented	How	Person responsible from IBRAD	Expected role from the department
(i) State Level / Division level Coordination	Workshops will be organized at the State Level and Division level for common understanding for Project Implementation, its objectives; outcomes and methodologies by involving the concerned forest officials and staff. A joint consensus based plan of action will be prepared.	Advisor & Team Leader at the state level and Project Officer at the district level	Assigning one state level Nodal Officer for monitoring the activities. Approval of the SOP for step by step implementation of the activities. Fixed format and protocol for monitoring the activities of IBRAD at the field level. Assigning a specific person at the Division level to verify the outputs at the field on monthly basis and release payment.
(ii) Range level coordination	Range level quarterly workshops for sharing of	Project Manager	Fixed protocol for monitoring the activities



Proposal on Forest Mosaic Landscape Management to improve Forest Ecosystem Services

Activities of the schemes to be implemented	How	Person responsible from IBRAD	Expected role from the department
	project's outputs and plan of actions		at the field level.
(iii) Capacity building of field functionaries	Training of trainers and refresher courses will be organized for the selected field staff	Advisor and Capacity Building Expert	Follow the agreed Training Calendar and Training Plan. Depute the trainees on time. Provide logistic facilities
(iv) Preparation of quality training material	Workshops with selected resource persons will be held to prepare quality training materials	Advisor and Capacity Building Expert	Provide timely feedback to finalise the materials
(v) Community mobilization, awareness, group formation and institution building	PANCHATATVA exercise at the core villages to identify SICO (Self Initiated Community Organisers) from among the JFMC members/member families, PRA exercise, SWOT analysis, CIG (Common Interest Group) formation	Community Organisers under the guidance of Project Coordinator	Introducing IBRAD in the field by the front line staff and to be present on the first day
(vi) Establishment of Prashikshan Shivir	Establishment of Prashikshan Shivir and farmers field lab at each of the core villages of the landscape	Community Organisers under the guidance of Project Coordinator	To provide some posts and poles for the Prashikshan Shibir
(vii) Creation of base line database	Baseline database creation through collection of household level socio economic data, soil health data, water quality data, vegetation, production, yield and productivity data	Team Leader	Provide inputs for finalization of the formats
(viii) Microplanning and finalization of the work plan	Preparation of microplan with active participation of the villagers at the core village of the landscape, finalization of work plan through priority setting and feasibility analysis.	Community Organisers under the guidance of Project Coordinator	Range Officer and Beat Officer to be present on the day for feasibility analysis and finalization of the plan
(ix) Development of IEC materials	Preparation of IEC materials like sign boards, leaflets, cultural activities to create awareness and dissemination of information	Communication Expert	Provide inputs to design the messages
(x) Community capacity building	Conduction of CRP training through certificate courses Trait based training for the	Community Organisers under the guidance of Capacity Building	Range Officer to identify and finalize the prospective trainees.



Activities of the schemes to be implemented	How	Person responsible from IBRAD	Expected role from the department
	farmers. Exposure visits to best practices Web based training	Expert, Technical Resource Persons will be engaged as resource persons	Ensure timely release of payments.
<p>(xi) <b>Habitat development</b> Ensuring crop diversity... <b>Agroforestry :</b> Plantation of neem trees (<i>Azadirachta indica</i>), one to two tamarind (<i>Tamarindus indica</i>), two gular (<i>Ficus glumerata</i>), eight to ten ber (<i>Zizyphus Sp</i>) bushes, one to two aonla (<i>Emblica officinalis</i>), one to two drumstick.</p> <hr/> <p><b>Major and minor plots should be separated by bunds about 1.5m wide and should be planted with Glyricidia, perennial Sesbania (jayanti), Leucaena leucocephala, cassia siamea, etc. Including internal hedgerow of perennial trees.</b></p>	Develop community nursery to produce quality planting materials  Plantation in the farmers plots	Community Organisers under the guidance of Forestry Expert	Help in identification of plants for Agro forestry as per suitability
(xii)	Establish permanent plots in	Community	Deploy the field staff for

*Proposal on Forest Mosaic Landscape Management to improve Forest Ecosystem Services*

Activities of the schemes to be implemented	How	Person responsible from IBRAD	Expected role from the department
Participatory Biodiversity Monitoring	the forest Involve the forest field staff and JFMC for periodic biodiversity monitoring (twice a year, pre monsoon and post monsoon), collection of water and soil samples	Organizers under the guidance of Project Coordinator	collection of data, planning with the community for any corrective action
<p>(xiii) On-farm facilities for timely input supply</p> <ul style="list-style-type: none"> <li>✓ Decentralised People's nursery</li> <li>✓ Production of planting materials</li> <li>✓ Vermi compost bed,</li> <li>✓ compost tank,</li> <li>✓ Vermi wash</li> <li>✓ Irrigation well,</li> <li>✓ water pumping infrastructure etc</li> <li>✓ percolation tanks (7x3x3mt)</li> <li>✓ at appropriate places depending upon slope and water flow.</li> </ul> <p>Keep few 200 lit tanks (1 per acre) for liquid manure preparation</p> <p>Identify farm pond</p>	<p>Establish vermi compost units, compost tanks, traditional input production units, liquid bio fertilizers and bio pesticide production units, botanical extract and neem cake production units with active participation of the people</p> <p>Assist in developing farm ponds and renovation of small tanks</p> <p>Support to develop kitchen garden for JFMC member families</p>	<p>Community Organisers under the guidance of Organic Farming Experts</p> <p>Community Organisers under the guidance of water management experts.</p> <p>Community Organisers under the guidance of Horticulture experts</p>	<p>Technical orientation of the community for nursery raising</p> <p>Land selection for agro forestry, percolation tank through feasibility analysis</p> <p>Technical guidance and monitoring of works</p> <p>Buy back of the organic inputs and saplings from the nursery for plantation</p>

Activities of the schemes to be implemented	How	Person responsible from IBRAD	Expected role from the department
(xiv) Conversion of soil to organic by reducing chemical inputs	Initial meeting and orientation for PGS in two clusters	Community Organisers under the guidance of water management experts	
<b>Low input alternative –</b> Ensure to sow three different types of legumes in strips. Cow pea or soybean. Apply organic manure at the time of sowing preferably in furrows below the seeds		Community Organisers under the guidance of Agronomic and Organic Farming experts	
Ensure Seeds of legumes treated with crop specific strains of Rhizobium biofertilizer.		Community Organisers under the guidance of Agronomic and Organic Farming experts	
Mulch the entire surface with a thick layer of biological mulch and drench the biomass with Jivamrut		Community Organisers under the guidance of Organic Farming experts	
<b>Preparation of Beejamruta –</b> Neem pesticides, liquid manure etc		Community Organisers under the guidance of Agronomic and Organic Farming experts	
<b>Harvest the pods/ fruits and use remaining biomass for mulch.</b> Collect the crop biomass at the end of strips in the form of heaps and drench		Community Organisers under the guidance of Organic Farming experts	



*Proposal on Forest Mosaic Landscape Management to improve Forest Ecosystem Services*

Activities of the schemes to be implemented	How	Person responsible from IBRAD	Expected role from the department
with Jivamrut. Growing of crops suiting to the region, soil and climate.			
(xv) cropping sequence and combination planning	<b>Crop Rotation :</b> In next season apply compost-vermicompost mixture. After harvest use entire legume and remaining part of cereal crop as mulch	Community Organisers under the guidance of Agronomic and horticulture experts	
<b>Multiple cropping and crop rotation</b> variety of crops are grown simultaneously / at different time on the same land. In every season care should be taken to maintain legume cropping at least 40%		Community Organisers under the guidance of Agronomic and horticulture experts	
<b>3-4 year rotation plan and</b>		Community Organisers under the guidance of Agronomic and horticulture experts	
<b>Planning for off-farm inputs,</b> important components are non-edible oil cakes, poultry manure, biofertilizers, mineral grade rock phosphate and lime etc.		Community Organisers under the guidance of organic farming experts	
<b>Support to ensure food and nutrition security</b>	Support to all women food security groups to establish kitchen nutrition garden and sustainable production of food through promotion of	Community Organisers under the guidance of Horticulture experts	

Activities of the schemes to be implemented	How	Person responsible from IBRAD	Expected role from the department
	integrated farming.		
<b>Transfer of knowledge and technology and develop science – extension – farmers linkages</b>	Organise Kisan Gosthis before each cropping season  Organise joint visit by the scientists and extension workers to the villages	Project Manager	Presence of Range Officer/Beat Officer in joint meeting and plan of action
<b>Participatory Monitoring</b>	Development of Participatory indicators and method for monitoring the progress and changes through involvement of the farmers  Periodic collection and analysis of soil and water sample to track the changes	Team Leader  Agriculture and Water expert	Involvement of field staff for monitoring  Maintain data base at the Range and Division level.  Periodic reporting from division to state level
<b>Periodic monitoring, evaluation and documentation</b>	End line data collection and analysis  Preparation of case studies and video films to document the learnings for replication and upscaling  Besides monthly data collection and reporting through MIS by the project team	Team Leader  Team Leader  Team Leader with IEC expert  Project Manager	Involvement of field staff for monitoring  Maintain data base at the Range and Division level.  Periodic reporting from division to state level

VI) Finance

Proposed Budget

Proposed Budget						
Sl No.	Activity	Unit cost	No. of participants	No. of Days/	No. of units/state/distt./range/	Total
				Months/Year	landscapes/acres	
1						
	State level Workshops	20,000 per workshop (includes working lunch and stationary and fee for the resource persons)				
1.1	1. Inception workshop (State level functionaries of the line departments, district heads, research institutions), total participants around 20		20	1	1 at State level	20000
1.2	2. One Mid term Workshop		20	1	1 at State level	20000
1.3	2. One End term Workshop		20	1	1 at State level	20000



Proposed Budget						
Sl No.	Activity	Unit cost	No. of participants	No. of Days/	No. of units/state/distt./range/	Total
				Months/Year	landscapes/acres	
1.4	District level Workshop with participants around 20 per workshop x 1 workshop per year x 3 years = 3 workshops of one day duration each	15,000 per workshop (includes working lunch and stationary and fee for the resource persons)	20	3	1 region	45000
1.5	Range level inception meeting with front line staff and office bearers of the JFMCs, participants around 40 per meeting x one meeting in each range x 5 ranges	10000	40	1	5 ranges	50000
Sub Total A						1,55,000
2	<b>B. ToT and Trainings for the field staff</b>					
2.1	Training of trainers for field staff (10 days residential training for 20 participants in a batch @ Rs 1500 per day per participant) x 1 batch = Total 20 participants	3,00,000	20	10	1 training	3,00,000

Proposed Budget						
Sl No.	Activity	Unit cost	No. of participants	No. of Days/	No. of units/state/distt./range/	Total
				Months/Year	landscapes/acres	
2.2	Refreshers courses for the front line staff, 4 trainings of three days each with 15 persons in a batch @Rs 1000 per day per participant	45,000	15	3	4 trainings	1,80,000
<b>Sub Total B</b>						<b>4,80,000</b>
<b>3</b>	<b>C. Awareness, Institution Building and Capacity Building at the Community Level</b>					
3.1	Eco chain/PANCHATTAWA Exercise for orientation of the farmers, awareness building and identification of proactive farmers (SICO), PRA exercise, SWOT Analysis, institution building, CIG formation (5000 per day per village x 6 days per village x 30 villages )	30000		6	30	9,00,000

Proposed Budget						
Sl No.	Activity	Unit cost	No. of participants	No. of Days/	No. of units/state/distt./range/	Total
				Months/Year	landscapes/acres	
3.2	Development of Prashikshan Shivir as outreach centre in the line of farmers field school/ field based farmers laboratory with portable soil testing kit, GPS, mobile phone and basic semi permanent structure for training meeting structure (1 per village x 30 villages)	30000			30	9,00,000
3.3	Microplanning - Orientation of the farmers, feasibility analysis, priority ranking and finalisation of Common Interest Groups (CIGs) @ (7 days per village x 5000 per day)	35000		7	30	10,50,000
3.4	Design and development of IEC materials (Display materials, leaflets/brochures, cultural activities, farmers meet)					Lum sum 150000



Proposed Budget						
Sl No.	Activity	Unit cost	No. of participants	No. of Days/	No. of units/state/distt./range/	Total
				Months/Year	landscapes/acres	
3.5	Trait based training for the farmers, one batch will get total 5 days training x max 40 persons in one batch x 30 batches @ Rs 50,000 per training	50000	2000	5	30 batches	1500000
3.6	Residential CRP training of trainers, 3 months certificate course, 10 persons per batch x 5 courses @ 150000 per training= 50 persons	150000	50		5 courses	750000
3.7	Within District Level Exposure visits to best practices for 200 persons of 2 days each	300	300	2		180000
3.8	Outside state level exposure visit for 50 persons for 3 days each	1500	50	3		180000
3.9	Web based training, development of interactive learning material @ Rs 500 per person x 200 persons	500	200			100000
	<b>Sub Total C</b>					<b>57,55,000</b>

**Proposed Budget**

Sl No.	Activity	Unit cost	No. of participants	No. of Days/	No. of units/state/distt./range/	Total
				Months/Year	landscapes/acres	
4	<b>D. Farmers Participatory Research</b>					
4.1	Baseline data collection, checking and entry for 30 villages @ Rs 7000 per village	7000			30	210000
4.2	Develop trial plots on Participatory Biodiversity Monitoring and low input climate resilient production system					
4.2.1	Nursery development @ Rs 20000 per unit x 30 units	20000			30	600000
4.2.2	Traditional organic Input Production units like panchagavya, Beejamruth and Jeevamruth etc @ 3000 per unit x 30 units	3000			30	90000
4.2.3	Biological Nitrogen Harvest planting (Gliricidia, Sesbania, etc) @ 2000 per acre x 5 acres	2000			5	10000

Proposed Budget						
Sl No.	Activity	Unit cost	No. of participants	No. of Days/	No. of units/state/distt./range/	Total
				Months/Year	landscapes/acres	
4.2.4	Botanical extracts production units (Neem cake, Neem oil) @ Rs3000 per unit x 30 units	3000			30	90000
4.2.5	Liquid Biofertilizer consortia (Nitrogen fixing / Phosphate Solubilizing/ potassium mobilizing biofertilizer) @ 1500 per unit x 30 units	1500			30	45000
4.2.6	Liquid Biopesticides (Trichoderma viridae, Pseudomonas fluorescens, Metarhizium, Beauveria bassiana, Paecilomyces, verticillium) @ Rs 1500 per unit x 30 units	1500			30	45000
4.2.7	Vermicompost @ Rs 125 per cubic ft x 18000 cubic ft	125			18000	2250000
4.2.8	Support for low tunnel poly house @ Rs 15 per sqm x 12000 sq mt	15			12000	180000



**Proposed Budget**

Sl No.	Activity	Unit cost	No. of participants	No. of Days/	No. of units/state/distt./range/	Total
				Months/Year	landscapes/acres	
	<b>Sub Total D</b>					<b>85,09,550</b>
5	<b>E. Monitoring</b>					
5.1	Monitoring and Documentation including still and video photography, printing (for about 36 months) @ Rs 2500 per month per village x 30 villages x 36 months	2000		36	30	27,00,000
	<b>Sub Total E</b>					<b>27,00,000</b>
	<b>Sub Total A+B+C+D+E</b>					<b>1,75,99,550</b>
8	Over head (10%)					17,59,955
9	<b>Grand Total</b>					<b>1,93,59,505</b>

Engagement of Professionals/Personnel

It is proposed to engage professionals / personnel on contract basis to assist the offices of CAMPA as well as of Nodal Officer, Forest Conservation Act, 1980. The consolidated monthly remuneration is indicated below which may increase or decrease as the case may be.

S. No.	Type of manpower	No.	Brief description of work	Consolidated emoluments per month per person (in Rs.)
1	2	3	4	5
1	Accounts Officer	1	Financial Management covering planning, budgeting, tendering, maintenance of CAMPA accounts, drawing up daily, monthly and annual reports, financial matters, accounts.	45,000
2	Accountant	1	Preparation and presentation of timely financial/accounting reports, maintain records, data compilation relating to financial matters of CAMPA.	35,000
3	Manager-Natural Resource Management	1	Timely preparation of CAMPA APOs by adopting proper methodology, overseeing qualitative and quantitative aspects of implementation progress and identifying field level problems and solutions.	50,000
4	Assistant Manager-IT	1	Development of computerized MIS, implementation, co-ordinating with various stakeholders under CAMPA. Maintain data of the project implementation in computerized MIS and help in generating data required by project authorities.	45,000
5	Internal Auditor	1	Prepare Balance Sheet and other Financial Statements of CAMPA in the prescribed format	As per actuals
6	Multi Tasking Personnel	2	Personnel for CAMPA office: to assist in miscellaneous works in CAMPA works.	35,000
7	Manager-Monitoring & Evaluation and Knowledge Management	1	Monitoring physical and financial progress of CAMPA assisted projects/APOs, taking follow up actions. Providing support for monitoring and evaluation activities of all CAMPA works and coordination with field formations.	50,000
8	Computer/System Manager	1	For computer and system related works in CAMPA office	45,000

S. No.	Type of manpower	No.	Brief description of work	Consolidated emoluments per month per person (in Rs.)
1	2	3	4	5
9	Stenographer	1	Typing, Shorthand, office automation systems, Taking dictation in Hindi and English, preparation of official letters and reports etc. in CAMPA office	35,000
10	Computer Programmer	1	For office of Nodal Officer, FC Act: for data verification under various proposals of FC Act, its compilation, monitoring and help in generation of data/reports.	45,000
11	Decision Support System (DSS) Expert	1	For office of Nodal Officer, FC Act: to examine the FC Act proposals at HQ level for suitability and correctness, and exchange of information with User Agencies/Field offices whenever required.	25,000
12	Forestry Expert	1	For office of Nodal Officer, FC Act: to ensure compliance of conditions in various projects related to field of forestry, as imposed by Govt. of India under FC Act.	35,000
13	Soil & Moisture Conservation Expert	1	For office of Nodal Officer, FC Act: to ensure compliance of conditions in various projects related to field of soil and moisture conservation, as imposed by Govt. of India under FC Act	35,000



## ANNEXURE - XI

## NPV - Other Activities (wages of Data Entry Operator) during FY 2018-19

(Rs. in lakh)

Sl. No.	Name of F. Div.	Wages of DEO (@9111/- per month)		Total Amount
		No.	Amount	
1	2	1	@ Rs.1.09332	15
1	Bokaro	6	6.560	6.560
2	Dhanbad	3	3.280	3.280
3	Giridih (E)	5	5.467	5.467
4	Giridih (W)	6	6.560	6.560
5	Ramgarh	5	5.467	5.467
6	Deoghar	3	3.280	3.280
7	Dumka	3	3.280	3.280
8	Godda	3	3.280	3.280
9	Jamtara	4	4.373	4.373
10	Pakur	3	3.280	3.280
11	Sahibganj	3	3.280	3.280
12	Chatra (N)	6	6.560	6.560
13	Chatra (S)	7	7.653	7.653
14	Hazaribag (E)	3	3.280	3.280
15	Hazaribag (W)	6	6.560	6.560
16	Koderma	5	5.467	5.467
17	Chaibasa	3	3.280	3.280
18	Jamshedpur	5	5.467	5.467
19	Kolhan	3	3.280	3.280
20	Porahat	5	5.467	5.467
21	Seraikela	5	5.467	5.467
22	Saranda	4	4.373	4.373
23	Garhwa (N)	3	3.280	3.280
24	Garhwa (S)	4	4.373	4.373
25	Latehar	5	5.467	5.467
26	Medininagar	7	7.653	7.653
27	Gumla	4	4.373	4.373
28	Khunti	6	6.560	6.560
29	Lohardaga	3	3.280	3.280
30	Ranchi	6	6.560	6.560
31	Simdega	5	5.467	5.467
32	P. T. R. (North)	4	4.373	4.373
33	P. T. R. (South)	4	4.373	4.373
34	Ele. Proj. JSR	1	1.093	1.093
35	H'bag Wildlife	4	4.373	4.373
36	Ranchi Wildlife	4	4.373	4.373
37	Deoghar SF	4	4.373	4.373
38	Dumka SF	4	4.373	4.373
39	Garhwa SF	1	1.093	1.093
40	Hazaribag SF	2	2.187	2.187
41	Koderma SF	2	2.187	2.187
42	Latehar SF	3	3.280	3.280
43	Adityapur SF	4	4.373	4.373
44	Chaibasa SF	3	3.280	3.280

Sr. No.	Name of F. Div.	Wages of DEO (@9111/- per month)		Total Amount
		No.	Amount	
1	2	1	@ Rs. 1.09332	15
45	Ranchi SF	4	4.373	4.373
46	Simdega SF	4	4.373	4.373
47	State Silviculturist	---	---	0.000
48	W. P. Bokaro	2	2.187	2.187
49	W. P. Deoghar	2	2.187	2.187
50	W. P. Hbag	2	2.187	2.187
51	W. P. Jsr	2	2.187	2.187
52	W. P. Palamau	2	2.187	2.187
53	W. P. Ranchi	2	2.187	2.187
54	Pl, Res. & Eval,	8	8.747	8.747
55	Dumka WFP	1	1.093	1.093
56	S.F, PM&E	1	1.978	1.978
<b>Total</b>		<b>209</b>	<b>229.389</b>	<b>229.389</b>
A	Hon'ble High Court linear gabion plantation Maintenance Yr. 4 - 1360 Plants.			4.658
B	Purchase of Office & Field equipments, reimbursement of trave expenses of temporary staff, etc.			20.000
<b>Grand Total</b>				<b>254.047</b>

Jharkhand CAMPA

ANNEXURE - XII

Cummulative Quarterly Utilization Report under CAMPA, Jharkhand (State) upto quarter ending March, 2018 (Financial Year 2017-18)

(Rs. in lakh)

Sl. No.	Name of Scheme	Item of Work	Unit	Cummulative Progress upto Financial Year 2016-17 (F.Y. 2010-11 to 2016-17)						Quarterly Progress during Quarter ending June, 2017 (Financial Year 2017-18)						
				As per APOs approved by the State Steering Committee		Release from Ad-hoc CAMPA		Cummulative Progress upto Financial Year 2016-17 (F.Y. 2010-11 to 2016-17)		As per APOs approved by the State Steering Committee		Release from Ad-hoc CAMPA		Progress during quarter ending June, 2017 (F.Y. 2017-18)		
				Physical	Amount (Lakh Rs.)	Physical	Amount (Rs.)	Physical	Amount (Lakh Rs.)	Physical	Amount (Lakh Rs.)	Physical	Amount (Rs.)	Physical	Amount (Lakh Rs.)	
1	2	3	4	5	6	7	8	9	10	11	12	13	14	15	16	
1.1	CA Works															
1.1.1	ANR/RDF/AR/SCA (PL)	Adv work	ha	31895.529	16550.812		9,18,12,39,300.00	23910.041	10884.418	5,762.555	5,106.401		0	-	-	
		Completion	ha	19455.338	3785.709			19374.531	3419.023	4,607.137	991.626			4,501.600	-	
		Maint. Yr 3	ha	18386.124	1282.283			18386.124	1114.760	3,028.595	347.472			2,985.907	-	
		Maint. Yr 4	ha	15790.584	1039.002			14875.504	942.662	1,507.620	149.236			1,507.620	-	
		Maint. Yr 5	ha	12014.484	747.645			12007.964	634.624	2,870.540	248.567			2,870.540	-	
		Maint. Yr 6	ha	9685.405	142.737			9685.405	143.705	2,319.559	41.136			2,319.559	-	
		Maint. Yr 7	ha	5963.315	84.853			5963.315	83.652	3,725.090	79.577			3,725.090	-	
1.1.2	Block Plantation (NFL)	Adv work	ha	2423.608	1742.577			1464.920	737.116	415.800	445.807			415.800	-	
		Completion	ha	1334.628	103.817			1334.708	343.807	130.222	40.127			130.222	-	
		Maint. Yr 3	ha	1150.840	88.032			1150.840	77.262	183.870	21.095			183.868	-	
		Maint. Yr 4	ha	140.830	13.050			1052.890	96.098	97.950	9.596			97.950	-	
		Maint. Yr 5	ha	912.060	72.966			918.560	43.219	134.330	11.633			134.330	-	
		Maint. Yr 6	ha	918.560	17.710			918.560	16.004	-	-			-	-	
		Maint. Yr 7	ha	6.500	0.092			6.500	64.512	912.060	19.484			912.060	-	
1.1.3	Linear Plantation	Adv work	km	649.057	9482.021			299.113	3783.178	42.267	331.850			-	-	
		Adv work	gab	249220	2004.733			70308	514.292	1,500	12.816			-	-	
		Adv. + Compl.	km	89.560	93.581			55.000	182.543	-	-			-	-	
		Compl. Work	km	237.400	320.457			184.780	257.421	114.333	158.123			114.33	-	
		Compl. Work	gab	68258	340.119			68254	315.212	2054	8.493			2054	-	
		Maint yr 3	km	55.000	32.492			55.000	32.900	184.780	100.018			184.78	-	
		Maint yr 3	gab	37000	105.858			37000	148.374	31.254	104.388			31254	-	
		Maint. Yr 4	km	49.000	1.720			49.000	1.720	6.000	1.348			8.000	-	
		Maint. Yr 4	gab	36000	116.786			36000	64.382	1,000	3,340			1000	-	
		Maint. Yr 5	km	49.000	1.899			49.000	1.798	-	-			-	-	
		Maint. Yr 5	gab	-	0.000			-	0.000	36000	63.000			36000	-	
		Maint. Yr 6	km	49.000	1.952			49.000	3.480	-	-			-	-	
		Maint. Yr 7	km	49.000	15.065			49.000	7.767	-	-			-	-	
1.1.4	Soil Conservation (Cond. Compl.)		ha	1073.000	158.604			991.600	122.991	-	-			-	-	
	Multicultural operation (Cond. Compl.)		ha	400.000	9.748			-	-	-	-			-	-	
	Prot. of Flora & Fauna (Cond. Compl.)		ha	4607.840	31.523			-	-	-	-			-	-	



Sl. No.	Name of Scheme	Item of Work	Unit	Cumulative Progress upto Financial Year 2016-17 (F.Y. 2010-11 to 2016-17)						Quarterly Progress during Quarter ending June, 2017 (Financial Year 2017-18)					
				As per APOs approved by the State Steering Committee		Release from Ad-hoc CAMPA		Cumulative Progress upto Financial Year 2016-17 (F.Y. 2010-11 to 2016-17)		As per APOs approved by the State Steering Committee		Release from Ad-hoc CAMPA		Progress during quarter ending June, 2017 (F.Y. 2017-18)	
				Physical	Amount (Lakh Rs.)	Physical	Amount (Rs.)	Physical	Amount (Lakh Rs.)	Physical	Amount (Lakh Rs.)	Physical	Amount (Rs.)	Physical	Amount (Lakh Rs.)
1	2	3	4	5	6	7	8	9	10	11	12	13	14	15	16
	Wildlife Management (Cond. Compl.)			-	813.067			-	83.127					-	-
	Fire protection (Cond. Compl.)			-	58.910			-	44.235					-	-
	<b>Total (Block PL)</b>														
		Adv Work	ha	34116.137	18263.089			25380.971	11721.534	6178.355	5,552.208			415,800	0.000
		Completion	ha	20789.966	3088.528			20789.238	3782.931	4737.808	1,031.783			4631.622	0.000
		Maint. yr 3	ha	17538.004	1248.315			17538.004	1192.122	3212.485	368.568			3168.775	0.000
		Maint. yr 4	ha	15631.334	1052.072			16831.304	1038.779	1605.570	158.935			1605.570	0.000
		Maint. yr 5	ha	12928.524	820.311			12928.524	677.743	3004.870	260.220			3004.870	0.000
		Maint. yr 6	ha	10800.905	160.447			10800.965	162.709	2319.038	41.138			2319.559	0.000
		Maint. yr 7	ha	5099.815	84.945			5099.815	148.364	4037.150	99.081			4937.150	0.000
	<b>Total (Linear PL)</b>														
		Adv work	km	648.657	9482.021			299.113	3783.178	42.287	331.850			0.000	0.000
		Adv work	gab	248220	2094.723			20308	514.292	1500	12,818			0	0.000
		Adv Compl.	km	69.580	93.561			55.000	182.543	0.000				0.000	0.000
		Compl. Work	km	237.405	320.457			184.780	257.421	114.233	158.123			114.353	0.000
		Compl. Work	gab	68258	340.119			68254	315.212	2054	8,493			2054	0.000
		Maint. yr 3	km	55.000	22.492			55.000	32.900	184.780	100.018			184.780	0.000
		Maint. yr 3	gab	37000	105.858			37000	148.374	31254	104.388			31254	0.000
		Maint. yr 4	km	49.000	1.720			49.000	1.720	6.000	1.348			6.000	0.000
		Maint. yr 4	gab	36000	116.766			36000	84.382	1000	3,340			1000	0.000
		Maint. yr 5	km	49.00	1.899			49.00	1.798	-	-			-	0.000
		Maint. yr 5	gab	0	0.000					36000	83.000			36000	0.000
		Maint. yr 6	km	49.00	1.952			49.00	3.460						
		Maint. yr 7	km	49.00	15.065			49.00	7.761						
	<b>Total (Condition compliance)</b>														
		Soil Conservation	ha	1,073.00	158.504			961.80	122.091						
		Agriculture operation	ha	400.00	0.748										
		Protection of Flora & Fauna	ha	4,807.84	31.523										
		Wildlife Management			813.067				83.127						
		Fire Protection			58.910				44.235						
	<b>Total (CA)</b>				39215.478				24257.481		8,255.259				0.000

Sl. No.	Name of Scheme	Item of Work	Unit	Cumulative Progress upto Financial Year 2016-17 (F.Y. 2010-11 to 2016-17)						Quarterly Progress during Quarter ending June, 2017 (Financial Year 2017-18)						
				As per APOs approved by the State Steering Committee		Release from Ad-hoc CAMPA		Cumulative Progress upto Financial Year 2016-17 (F.Y. 2010-11 to 2016-17)		As per APOs approved by the State Steering Committee		Release from Ad-hoc CAMPA		Progress during quarter ending June, 2017 (F.Y. 2017-18)		
				Physical	Amount (Lakh Rs.)	Physical	Amount (Rs.)	Physical	Amount (Lakh Rs.)	Physical	Amount (Lakh Rs.)	Physical	Amount (Rs.)	Physical	Amount (Lakh Rs.)	
1	2	3	4	5	6	7	8	9	10	11	12	13	14	15	16	
1.2	Non-CA (NPV) Works															
1.2.1	ANR/ROF/ENF	Adv work	ha	35000.000	6370.328			20092.000	3214.173	-	-			-	-	
		Completion	ha	20092.000	3271.578			20092.000	3147.518	-	-			3,491.50	-	
		Maint. Yr 3	ha	20092.000	804.034			20092.000	554.746	-	-			6,624.00	-	
		Maint. Yr 4	ha	20092.000	604.686			20092.000	576.217	-	-			6,521.00	-	
1.2.2	Block Plantation	Adv work	ha	45595.350	29068.962			33836.830	17384.827	6,304.000	5,186.775			-	-	
		Completion	ha	31241.850	7308.457			30745.330	7030.420	3,691.500	905.223			-	-	
		Maint. Yr 3	ha	23883.830	2322.588			25026.000	2224.949	6,624.000	823.103			-	-	
		Maint. Yr 4	ha	16625.830	1444.263			17718.830	1339.925	6,921.000	751.080			-	-	
1.2.3	Linear Gation Plantation	Advance work	gab	1360	15.000			1360	10.423	-	-			-	-	
		Adv.+ Compl.	gab	3200	35.000			3200	35.429	-	-			-	-	
		Completion	gab	1360	5.464			1360	10.379	-	-			-	-	
		Maint. Yr 3	gab	3200	10.380			3200	5.464	1,360	4.463			1,360	-	
		Maint. Yr 4	gab	-	0.000			-	0.000	3,200	10.502			3,200	-	
1.2.4	Natural Regeneration, Silviculture operation & SMC works	1st Yr work	ha	1550.000	929.100			850.000	420.425	3,100.000	1,795.525			-	-	
	Natural Regeneration, Silviculture operation & SMC works	2nd Yr work	ha	-	0.000			-	0.000	700.000	18.193			850.000	-	
	Total	Adv work	ha	80595.350	32317.388			62328.830	20579.001	6304.000	5,186.775			0.000	0.000	
		Compl. Work	ha	50333.850	10580.013			59847.330	10177.938	3691.500	905.223			3491.500	0.000	
		Maint. Yr 3	ha	52975.830	3126.620			54118.000	2779.695	6624.000	823.103			6624.000	0.000	
		Maint. Yr 4	ha	46017.830	2048.947			46810.830	1916.141	6921.000	751.080			6921.000	0.000	
		Adv work	gab	1360	15.000			1360	10.423	0	0.000			0	0.000	
		Adv + Compl work	gab	3200	35.000			3200	35.429	0	0.000			0	0.000	
		Compl work	gab	1360	5.464			1360	10.379	0	0.000			0	0.000	
		Maint. Yr 3	gab	3200	10.380			3200	5.464	1360	4.463			1360	0.000	
		Maint. Yr 4	gab	-	0.000			-	0.000	3,200.000	10.502			3,200.000	0.000	
		NR, Silvi & SMC 1st Yr works	ha	1550.000	929.100			850.000	420.425	3,100.000	1,795.525			0.000	0.000	
		NR, Silvi & SMC 2nd Yr works	ha	-	0.000			-	0.000	700.000	18.193			850.000	0.000	
	Total (Other Pt.)				49087.834				35934.855		9,494.864				0.000	



Sl. No.	Name of Scheme	Item of Work	Unit	Cumulative Progress upto Financial Year 2016-17 (F.Y. 2010-11 to 2016-17)						Quarterly Progress during Quarter ending June, 2017 (Financial Year 2017-18)					
				As per APOs approved by the State Steering Committee		Release from Ad- hoc CAMPA		Cumulative Progress upto Financial Year 2016-17 (F.Y. 2010-11 to 2016-17)		As per APOs approved by the State Steering Committee		Release from Ad- hoc CAMPA		Progress during quarter ending June, 2017 (F.Y. 2017-18)	
				Physical	Amount (Lakh Rs.)	Physical	Amount (Rs.)	Physical	Amount (Lakh Rs.)	Physical	Amount (Lakh Rs.)	Physical	Amount (Rs.)	Physical	Amount (Lakh Rs.)
1	2	3	4	5	6	7	8	9	10	11	12	13	14	15	16
2	<b>Wildlife Interventions</b>														
2.1	Water Holes			-	0.000			-	0.000	-	-			-	-
2.2	Salt licks			-	0.000			-	0.000	-	-			-	-
2.3	Trenching/Fencing			-	0.000			-	0.000	-	-			-	-
2.4	Watch towers-cum-Patrolling Chowki			-	0.000			-	0.000	80.00	480.000			-	-
2.5	Const. of Check dam			-	0.000					117.00	837.000			-	-
2.6	Const. of Causeway & Culvert			-	0.000					62.00	560.500			-	-
2.7	Purchase of Camera Traps		nos.	120	24.000			100	18.900	-	-			-	-
2.8	Development of Wildlife Sanctuary	As per A.P.O.		-	2034.788			-	1257.204	-	258.635			-	-
2.9	Man-Elephant Conflict-Armi Depredation Scheme	As per A.P.O.		-	8148.138			-	3563.117	-	1,000.000			-	-
2.10	Radio Collaring of wild elephants	As per A.P.O.		-	200.000			-	0.000	-	-			-	-
2.11	Supply of Improved Cook Stove & Solar Lantern to Forest fringed villages	As per A.P.O.		-	0.000			-	0.000	3,640.00	218.400			-	-
2.12	Wildlife Management	As per A.P.O.		-	0.000			-	0.000	-	-			-	-
2.13	Liabilities of Palamau Tiger Reserve			-	42.170			-	42.142	-	-			-	-
	<b>Total (Wildlife) &gt;</b>				<b>10447.065</b>				<b>4881.363</b>		<b>3,355.535</b>				<b>0.000</b>
3	<b>Working Plan related works (Other than State budget)</b>														
3.1	Digitisation of Forest Cadastral sheets	Adjoining Villages	nos.	9498	335.535			8404.000	265.938	-	30.500			-	-
3.2	Development of IT Infrastructure	As per A.P.O.		-	823.192			-	248.908	-	8.700			-	-
3.3	Development of GIS Cell in WP Circles	As per A.P.O.		8	573.272			8.000	332.462	-	75.998			-	-
	<b>Total (Working Plan) &gt;</b>				<b>1731.999</b>				<b>647.308</b>		<b>115.198</b>				<b>0.000</b>
4	<b>Research Activities</b>														
4.1	Raising of Quality Planting Materials				803.258			-	0.000	-	-			-	-
4.2	Research Activities - Study of Plant Diversity & Marketing Potential of Plant Products			-	0.000						14.250			-	-
	<b>Total (Research Activities) &gt;</b>				<b>803.258</b>				<b>0.000</b>		<b>14.250</b>				<b>0.000</b>
5	<b>Infrastructure</b>														
5.1	Building for frontline staff	Repair	nos.	1865	2010.310			1812	503.750	948	356.900			-	-
		New Const.	nos.	1256	4377.912			197	2188.651	244.00	3,605.000			-	-
5.2	Other Building (P) specify - Hazrat, Barrack, Check Naka	Repair	nos.	-	0.000			-	0.000	81	32.460			-	-
		New Const.	nos.	-	0.000			-	0.000	79	738.500			-	-
5.3	Drinking Water facility for FLS		nos.	-	0.000			-	0.000	8	62.200			-	-



Sl. No.	Name of Scheme	Item of Work	Unit	Cumulative Progress upto Financial Year 2016-17 (F.Y. 2010-11 to 2016-17)						Quarterly Progress during Quarter ending June, 2017 (Financial Year 2017-18)					
				As per APOs approved by the State Steering Committee		Release from Ad-hoc CAMPA		Cumulative Progress upto Financial Year 2016-17 (F.Y. 2010-11 to 2016-17)		As per APOs approved by the State Steering Committee		Release from Ad-hoc CAMPA		Progress during quarter ending June, 2017 (F.Y. 2017-18)	
				Physical	Amount (Lakh Rs.)	Physical	Amount (Rs.)	Physical	Amount (Lakh Rs.)	Physical	Amount (Lakh Rs.)	Physical	Amount (Rs.)	Physical	Amount (Lakh Rs.)
1	2	3	4	5	6	7	8	9	10	11	12	13	14	15	16
5.4	Const. of Boundary wall of State Training Institute		nos.	3	278.653			-	0.000	2	68.953			-	-
5.5	Const. of Compensatory Buildings in lieu of Damaged Forest Buildings		nos.	-	0.000			-	0.000		217.290				
5.6	Forest Boundary Pillar consolidation		nos.	131967	4401.027			71561	2624.535	62232	2,292.012			-	-
5.7	Purchase of GPS sets			277	55.000			184	34.960	-	-			-	-
5.8	Soil & Moisture Conservation		ha	6200.000	494.025			6250.000	425.948	-	-			-	-
5.9	Prevention of Forest fire			-	0.000			-	0.000	-	-			-	-
5.10	Vehicles (P) specify			-	0.000			-	0.000	-	-			-	-
	1. 4 wheeler Cars			-	0.000			-	0.000	-	-			-	-
	2. 4 wheeler Utility vehicles		nos	171	1164.000			131	637.112	81	648.000			-	-
	3. 2 wheelers			-	0.000			-	0.000	-	-			-	-
	4. PDL & Other Expenses		nos	358	580.800			244	314.885	130	156.000			-	-
5.1	5. Wages of Drivers		nos	358	305.651			244	254.899	130	137.654			1.00	0.255
5.12	6. Others (P) specify			-	0.000			-	0.000	-	-			-	-
5.13	Water Harvesting Structure	New Const.	nos	2901	15206.788			2050	10617.472	350	2,100.000			-	-
5.14	Maint. of Permanent Nursery	Yearly Maint.	ha	618.780	3620.103			591.280	3224.973	94.250	741.088			-	-
	Creation of Permanent Nursery	New Creation	ha	-	0.000			-	0.000	15.000	225.000			-	-
5.15	Dev. of infrastructure in Permanent Nurseries			-	0.000			8	32.656	-	100.000			-	-
5.16	Raising of Tall plants - 1st Year		nos	425000	84.318			770000	77.451	-	-			-	-
	Raising of Tall Plants - 2nd year			385000	14.434			385000	15.611	-	-			-	-
5.17	Dev. of Kita Lac farm	Renovation	nos	1	75.953			1	35.614	-	-			-	-
5.18	Dev. of Bio-diversity Park	Dev. (Const. of Check dams)	nos	75	83.913			55	34.847	-	-			-	-
5.19	MIS-Jharkhand Forest Road Map	Creation		1	5.000			1	5.000	-	-			-	-
5.20	Maint. of Plan plantation	Maint.	ha	10672.298	838.201			14685.990	507.333	-	-			-	-
5.21	Forest Road Repair	Normal Repair	km	17543.990	1948.987			15852.610	1577.720	3,148.28	553.748			-	-
		Special Repair	km	31.000	564.478			17.500	367.200	-	-			-	-
5.22	Const. of Causeway & Culvert	New Const.	nos.	-	0.000			-	0.000	129	722.000			-	-
5.23	Security equipment			-	0.000			-	0.000	-	-			-	-
	1. Electronic Surveillance			-	0.000			-	0.000	-	-			-	-
	2. Fire arms			-	0.000			-	0.000	-	-			-	-
5.24	Communication equipment/ Maint. expenditure			-	0.000			-	0.000	-	-			-	-
5.25	Enrichment of plantations			-	0.000			-	0.000	-	-			-	-
5.26	Purchase of Tree Transplanter		nos.	2	800.000			-	0.000	-	400.000			-	-

Sl. No.	Name of Scheme	Item of Work	Unit	Cumulative Progress upto Financial Year 2016-17 (F.Y. 2010-11 to 2016-17)						Quarterly Progress during Quarter ending June, 2017 (Financial Year 2017-18)					
				As per APCs approved by the State Steering Committee		Release from Ad- hoc CAMPA		Cumulative Progress upto Financial Year 2016-17 (F.Y. 2010-11 to 2016-17)		As per APCs approved by the State Steering Committee		Release from Ad- hoc CAMPA		Progress during quarter ending June, 2017 (F.Y. 2017-18)	
				Physical	Amount (Lakh Rs.)	Physical	Amount (Rs.)	Physical	Amount (Lakh Rs.)	Physical	Amount (Lakh Rs.)	Physical	Amount (Rs.)	Physical	Amount (Lakh Rs.)
1	2	3	4	5	6	7	8	9	10	11	12	13	14	15	16
5.27	Plantation activities in Jharkhand New High Court campus		gab	1	800.000			-	0.000	-	-			-	-
5.28	Convergence with Green India Mission (Preparation of perspective plan)			-	2280.000			-	0.000	-	-			-	-
5.29	Convergence with IWMP - SMC works			-	0.000			-	0.000		600.000				
5.30	Wages of Home Guards		nos	1812	2308.019			1848	1562.725	650	1,008.313			60	12.483
5.31	Wages of Data Entry Operators		nos	289	339.898			243	209.072	189	200.128			2	0.091
5.32	Office & Field Equipments and Travel expenses of Temporary staff etc.			-	20.000			-	0.000	-	20.000			-	-
5.33	Internal Monitoring & Evaluation			-	510.648			-	8.500	-	-			-	-
5.34	Monitoring & Evaluation			-	560.000			-	4.562	-	200.000			-	-
5.35	Dev. of ITC in Jharkhand Forest Deptt. (Including Estt. of WI-FI)			-	196.032			-	0.000	-	100.000			-	-
5.36	Awareness Workshop			-	8.500			-	1.900	-	50.000			-	-
5.37	Promoting Youth & Students support in Forest conservation			-	167.900			-	89.130	-	-			-	-
5.38	Training, Consultancy & Capacity Building			-	248.000			-	24.765	-	100.000			-	-
5.39	Seminar Organisation			-	5.000			-	3.085	-	-			-	-
	Total (Infra)				44129.340				25784.549		55,735.246				13.329
	Total (NPV)				95552.641				62566.751		25,359.556				13.329
	Grand Total (CA+NPV)				134777.919				86834.233		33,654.815				13.329
	Total (WU)				10447.095				4881.363		3,355.535				0.000
	Grand Total				145225.014				91715.596		37,010.350				13.329
6	Break up of funds														
6.1	CA :-				39225.478		9,19,12,39,300.00		24267.481		8,295.259		0.00		6.000
6.2	NPV :-				95552.401				62566.751		25,359.556				13.329
6.3	Wildlife :-				10447.095				4881.363		3,355.535				0.000
	Grand Total :-				145225.014				91715.596		37,010.350				13.329



Cummulative Quarterly Utilization Report un

Sl. No.	Name of Scheme	Item of Work	Unit	Quarterly Progress during Quarter ending September, 2017 (Financial Year 2017-18)						Quarterly Progress during Quarter ending December, 2017 (Financial Year 2017-18)					
				As per APOs approved by the State Steering Committee		Release from Ad-hoc CAMPA		Progress during quarter ending September, 2017		As per APOs approved by the State Steering Committee		Release from Ad-hoc CAMPA		Progress during quarter ending December, 2017	
				Physical	Amount (Lakh Rs.)	Physical	Amount (Rs.)	Physical	Amount (Lakh Rs.)	Physical	Amount (Lakh Rs.)	Physical	Amount (Rs.)	Physical	Amount (Lakh Rs.)
1	2	3	4	17	18	19	20	21	22	23	24	25	26	27	28
1.1	CA Works														
1.1.1	ANR/RDE/AR/SICA (FL)	Adv work	ha	5,782,558	5,106,401		0.000	0.000	5762.555	5106.401				878.290	283.395
		Completion	ha	4,607,137	991,628		4501.320	608.173	4607.137	991.628				3987.553	215.281
		Maint. Yr 3	ha	3,028,605	347,472		2092.117	122.718	3028.595	347.472				1766.458	101.632
		Maint. Yr 4	ha	1,507,620	149,239		1372.620	91.243	1507.620	149.239				1030.220	24.558
		Maint. Yr 5	ha	2,870,540	248,587		1734.135	80.132	2870.540	248.587				1670.485	63.816
		Maint. Yr 6	ha	2,319,559	41,138		2310.359	13.380	2319.559	41.138				1125.090	4.488
		Maint. Yr 7	ha	3,725,090	79,577		3110.280	24.193	3725.090	79.577				3043.260	10.069
1.1.2	Block Plantation (NFL)	Adv work	ha	415,800	445,807		0.000	0.000	415.800	445.807				22.230	8.357
		Completion	ha	130,222	40,127		130.222	18.337	130.222	40.127				225.609	5.827
		Maint. Yr 3	ha	183,870	21,098		247.793	34.349	183.870	21.098				427.160	14.283
		Maint. Yr 4	ha	97,950	9,598		102.950	9.203	97.950	9.598				31.600	1.493
		Maint. Yr 5	ha	134,330	11,633		45.900	3.478	134.330	11.633				134.510	10.704
		Maint. Yr 6	ha	-	-		-	-	-	-				-	-
		Maint. Yr 7	ha	912,060	19,484		-	-	912.060	19.484				181.570	3.685
1.1.3	Linear Plantation	Adv work	km	42.287	331.850		-	-	42.287	331.850				-	-
		Adv work	gab	1500	12,818		-	-	1500	12,818				-	-
		Adv. + Compl.	km	-	-		-	-	-	-				-	-
		Compl. Work	km	114.333	158,123		110.833	130,805	114.333	158,123				49.810	6,766
		Compl. Work	gab	2054	8,493		1560	2,027	2054	8,493				2054	2,898
		Maint yr 3	km	184,780	100,018		153,470	42,867	184,780	100,018				184,780	31,189
		Maint yr 3	gab	31,254	104,388		29754	26,015	31254	104,388				5100	2,591
		Maint. Yr 4	km	6,000	1,348		6,000	1,889	6,000	1,348				6,000	0,310
		Maint. Yr 4	gab	1,000	3,340		1000	0,855	1000	3,340				-	-
		Maint. Yr 5	km	-	-		-	-	-	-				-	-
		Maint. Yr 5	gab	36000	63,000		6000	4,374	36000	63,000				30000	39,000
		Maint. Yr 6	km	-	-		-	-	-	-				-	-
		Maint. Yr 7	km	-	-		-	-	-	-				-	-
1.1.4	Soil Conservation (Cond. Compl.)		ha	-	-		-	-	-	-				-	-
	Silvicultural operation (Cond. Compl.)		ha	-	-		-	-	-	-				-	-
	Prot. of Flora & Fauna (Cond. Compl.)		ha	-	-		-	-	-	-				-	-



Sl. No.	Name of Scheme	Item of Work	Unit	Quarterly Progress during Quarter ending September, 2017 (Financial Year 2017-18)						Quarterly Progress during Quarter ending December, 2017 (Financial Year 2017-18)					
				As per APOs approved by the State Steering Committee		Release from Ad-hoc CAMPA		Progress during quarter ending September, 2017		As per APCs approved by the State Steering Committee		Release from Ad-hoc CAMPA		Progress during quarter ending December, 2017	
				Physical	Amount (Lakh Rs.)	Physical	Amount (Rs.)	Physical	Amount (Lakh Rs.)	Physical	Amount (Lakh Rs.)	Physical	Amount (Rs.)	Physical	Amount (Lakh Rs.)
1	2	3	4	17	18	19	20	21	22	23	24	25	26	27	28
	Wildlife Management (Cond. Compl.)			-	-			-	-	-	-			-	-
	Fire protection (Cond. Compl.)			-	-			-	-	-	-			-	-
	Total (Block Pl.)	Adv. work	ha	5178.355	5552.208			0.000	0.000	5178.355	5552.208			901.220	291.751
		Completion	ha	4737.359	1031.753			4631.542	524.510	4737.359	1031.753			4213.152	221.108
		Maint. yr 1	ha	3212.405	368.566			2639.910	167.066	3212.466	368.566			2193.618	115.816
		Maint. yr 4	ha	1605.570	158.935			1475.570	100.446	1605.570	158.935			1061.870	25.051
		Maint. yr 5	ha	3004.870	260.220			1780.035	89.607	3004.870	260.220			1804.095	74.520
		Maint. yr 6	ha	2319.550	41.136			2310.358	13.093	2319.559	41.136			1125.000	4.488
		Maint. yr 7	ha	4637.150	99.061			5110.280	24.193	4637.150	99.061			3224.830	13.754
	Total (Linear Pl.)	Adv. Work	km	42.287	331.850			0.000	0.000	42.287	331.850			-	-
		Adv. work	gab	1500	12.818			-	-	1500	12.818			-	-
		Adv. Compl.	km	-	-			-	-	-	-			-	-
		Compl. Work	km	114.333	158.123			110.833	130.805	114.333	158.123			49.810	6.798
		Compl. Work	gab	2054	8.493			1580	2.027	2054	8.493			2054	2.898
		Maint. yr 3	km	184.780	100.018			183.470	42.867	184.780	100.018			184.780	53.196
		Maint. yr 3	gab	31254	104.388			29754	26.015	31254	104.388			5100	2.591
		Maint. yr 4	km	6.000	1.348			6.000	1.689	6.000	1.348			6.000	6.316
		Maint. yr 4	gab	1000	3.340			1000	0.855	1000	3.340			-	-
		Maint. yr 5	km	-	-			-	-	-	-			-	-
		Maint. yr 5	gab	38000	63.000			6000	4.374	38000	63.000			30000	39.000
		Maint. yr 6	km	-	-			-	-	-	-			-	-
		Maint. yr 7	km	-	-			-	-	-	-			-	-
	Total (Condition compliance)	Soil Conservation	ha												
		Silviculture operation	ha												
		Protection of flora & fauna	ha												
		W.L. Management	km												
		Fire Protection	km												
	Total (CA)				8295.259				1211.850		8295.259				832.343

Sl. No.	Name of Scheme	Item of Work	Unit	Quarterly Progress during Quarter ending September, 2017 (Financial Year 2017-18)						Quarterly Progress during Quarter ending December, 2017 (Financial Year 2017-18)					
				As per APCs approved by the State Steering Committee		Release from Ad-hoc CAMPA		Progress during quarter ending September, 2017		As per APCs approved by the State Steering Committee		Release from Ad-hoc CAMPA		Progress during quarter ending December, 2017	
				Physical	Amount (Lakh Rs.)	Physical	Amount (Rs.)	Physical	Amount (Lakh Rs.)	Physical	Amount (Lakh Rs.)	Physical	Amount (Rs.)	Physical	Amount (Lakh Rs.)
1	2	3	4	17	18	19	20	21	22	23	24	25	26	27	28
1.2.1	Non-CA (NPV) Works	ANR/KDF/ENF													
		Adv work	ha	-	-	-	-	-	-	-	-	-	-	-	-
		Completion	ha	-	-	-	-	-	-	-	-	-	-	-	-
		Maint. Yr 3	ha	-	-	-	-	-	-	-	-	-	-	-	-
		Maint. Yr 4	ha	-	-	-	-	-	-	-	-	-	-	-	-
1.2.2		Block Plantation													
		Adv work	ha	8,304.000	5,186.775			0.000	0.000	6304.000	5186.775				
		Completion	ha	3,691.500	905.223			3291.500	623.668	3691.500	905.223			3091.500	169.310
		Maint. Yr 3	ha	6,624.000	823.103			5958.000	544.515	6624.000	823.103			5319.000	134.272
		Maint. Yr 4	ha	6,921.000	751.080			5888.000	417.350	6921.000	751.080			6003.000	146.591
1.2.3		Linear Gabion Plantation													
		Advance work	gab	-	-	-	-	-	-	-	-	-	-	-	-
		Adv.+ Compl.	gab	-	-	-	-	-	-	-	-	-	-	-	-
		Completion	gab	-	-	-	-	-	-	-	-	-	-	-	-
		Maint. Yr 3	gab	1,360	4,463			1360.000	2,080	1360	4,463			-	-
		Maint. Yr 4	gab	3,200	10,502			3200.000	4,921	3200	10,502			-	-
1.2.4		Natural Regeneration, Silviculture operation & SMC works													
		1st Yr work	ha	3,100.00	1,795.525			-	-	3100.00	1795.525			400.00	124.932
		2nd Yr work	ha	700.00	18.193			550.000	7,420	700.000	18.193			400.000	6.020
		Total													
		Adv work	ha	6304.000	5186.775			0.000	0.000	6304.000	5186.775			0.000	0.000
		Compl. Work	ha	3691.500	905.223			3291.500	623.668	3691.500	905.223			3091.500	169.310
		Maint. Yr 3	ha	6624.000	823.103			5958.000	544.515	6624.000	823.103			5319.000	134.272
		Maint. Yr 4	ha	6921.000	751.080			5888.000	417.350	6921.000	751.080			6003.000	146.591
		Adv work	gab	0	0.000			0	0.000	0	0.000			-	-
		Adv.+ Compl. work	gab	0	0.000			0	0.000	0	0.000			-	-
		Compl. work	gab	0	0.000			0	0.000	0	0.000			-	-
		Maint. Yr 3	gab	1360	4,463			1360	2,080	1360	4,463			-	-
		Maint. Yr 4	gab	3,200.00	10,502			3,200.00	4,921	3200	10,502			-	-
		NR Silv & SMC 1st Yr works	ha	3100.000	1795.525			0.000	0.000	3100.000	1795.525			400.000	124.932
		NR Silv & SMC 2nd Yr works	ha	700.00	18.193			550.00	7,420	700.000	18.193			400.00	6.020
		Total (Other PI)			9494.864				1599.954		9404.864				561.126



Sl. No.	Name of Scheme	Item of Work	Unit	Quarterly Progress during Quarter ending September, 2017 (Financial Year 2017-18)						Quarterly Progress during Quarter ending December, 2017 (Financial Year 2017-18)					
				As per APOs approved by the State Steering Committee		Release from Ad-hoc CAMPA		Progress during quarter ending September, 2017		As per APOs approved by the State Steering Committee		Release from Ad-hoc CAMPA		Progress during quarter ending December, 2017	
				Physical	Amount (Lakh Rs.)	Physical	Amount (Rs.)	Physical	Amount (Lakh Rs.)	Physical	Amount (Lakh Rs.)	Physical	Amount (Rs.)	Physical	Amount (Lakh Rs.)
1	2	3	4	17	18	19	20	21	22	23	24	25	26	27	28
2	<b>Wildlife Interventions</b>														
2.1	Water Holes			-	-			-	-	-	-			4	4.904
2.2	Salt licks			-	-			-	-	-	-			-	-
2.3	Trenching/Fencing			-	-			-	-	-	-			-	-
2.4	Watch towers-cum-Patrolling Chowki			80.00	480.000			-	-	80.00	480.000			80	105.416
2.5	Const. of Check dam			117.00	837.000				10.000	117.00	837.000				218.440
2.6	Const. of Causeway & Culvert			92.00	560.500				35.000	92.00	560.500				113.104
2.7	Purchase of Camera Traps		nos.	-	-			-	-	-	-			-	-
2.8	Development of Wildlife Sanctuary	As per A.P.O.		-	259.635			-	30.000	-	259.635			-	60.133
2.9	Man-Elephant Conflict-Anti Depredation Scheme	As per A.P.O.		-	1,000.000			0.000	18.000	-	1000.000			-	23.500
2.10	Radio Collaring of wild elephants	As per A.P.O.		-	-			-	-	-	-			-	-
2.11	Supply of improved Cook Stove & Solar Lantern to Forest fringed villages	As per A.P.O.		3,640.00	218.400			-	-	3640	218.400			-	-
2.12	Wildlife Management	As per A.P.O.		-	-			-	-	-	-			-	-
2.13	Utilities of Palamau Tiger Reserve			-	-			-	-	-	-			-	-
	<b>Total (Wildlife) &gt;&gt;&gt;</b>				3355.535				93.000		3355.535				526.860
3	<b>Working Plan related works (Other than State budget)</b>														
3.1	Digitisation of Forest Cadastral sheets	Adjoining Villages	nos.	-	30.500			-	-	-	30.500			-	-
3.2	Development of IT infrastructure	As per A.P.O.		-	8.700			-	-	-	8.700			-	5.725
3.3	Development of GIS Cell in WP Circles	As per A.P.O.		-	75.996			6	7.605	6	75.996			6	14.646
	<b>Total (Working Plan) &gt;&gt;&gt;</b>				115.196				7.605		115.196				20.371
4	<b>Research Activities</b>														
4.1	Raising of Quality Planting Materials			-	-			-	-	-	-			-	-
4.2	Research Activities - Study of Plant Diversity & Marketing Potential of Plant Products				14.250				-		14.250			-	-
	<b>Total (Research Activities) &gt;&gt;&gt;</b>				14.250				0.000		14.250				0.000
5	<b>Infrastructure</b>														
5.1	Building for frontline staff	Repair	nos.	948	356.900			148.000	49.891	948.000	356.900			436	143.675
		New Const.	nos.	244	3,605.000			1	13.000	244	3605.000			6	21.000
5.2	Other Building (P) specify - Hazrat, Barrack, Check Naka	Repair	nos.	81	32.460			2	0.280	81.000	32.460			38	11.208
		New Const.	nos.	79	738.500			-	-	79	738.500			-	-
5.3	Drinking Water facility for FLS		nos.	8	62.200			-	-	8	62.200			-	-



Sl. No.	Name of Scheme	Item of Work	Unit	Quarterly Progress during Quarter ending September, 2017 (Financial Year 2017-18)						Quarterly Progress during Quarter ending December, 2017 (Financial Year 2017-18)					
				As per APOs approved by the State Steering Committee		Release from Ad-hoc CAMPA		Progress during quarter ending September, 2017		As per APOs approved by the State Steering Committee		Release from Ad-hoc CAMPA		Progress during quarter ending December, 2017	
				Physical	Amount (Lakh Rs.)	Physical	Amount (Rs.)	Physical	Amount (Lakh Rs.)	Physical	Amount (Lakh Rs.)	Physical	Amount (Rs.)	Physical	Amount (Lakh Rs.)
1	2	3	4	17	18	19	20	21	22	23	24	25	26	27	28
5.4	Const. of Boundary wall of State Training Institute		nos.	2	68.953			-	-	2	68.953			-	-
5.5	Const. of Compensatory Buildings in lieu of Damaged Forest Buildings		nos.		217.290			-	-		217.290			-	-
5.6	Forest Boundary Pillar consolidation		nos.	62232	2,292.012			-	-	62232	2292.012			-	-
5.7	Purchase of GPS sets			-	-			-	-	-	-			-	-
5.8	Soil & Moisture Conservation		ha	-	-			-	-	-	-			-	-
5.9	Prevention of Forest fire			-	-			-	-	-	-			-	-
5.10	Vehicles (P) specify			-	-			-	-	-	-			-	-
	1. 4 wheeler Cars			-	-			-	-	-	-			-	-
	2. 4 wheeler Utility vehicles		nos.	81	648			-	-	81	648.000			4	30.200
	3. 2 wheelers			-	-			-	-	-	-			-	-
	4. POL & Other Expenses		nos.	130	156.000			87	23.043	130.000	156.000			83	44.965
5.11	5. Wages of Drivers		nos.	130	137.654			99	44.941	130.000	137.654			105	37.155
5.12	6. Others (P) specify			-	-			-	-	-	-			-	-
5.13	Water Harvesting Structure	New Const.	nos.	350	2,100.000			-	-	350	2100.000			-	-
5.14	Maint. of Permanent Nursery	Yearly Maint.	ha	94.250	741.088			47.250	137.652	94.250	741.088			55.750	160.397
	Creation of Permanent Nursery	New Creation	ha	15.000	225.000			-	-	15.000	225.000			-	-
5.15	Dev. of Infrastructure in Permanent Nurseries			-	100.000			-	-	-	100.000			-	-
5.16	Raising of Tall plants - 1st Year		nos.	-	-			-	-	-	-			-	-
	Raising of Tall Plants - 2nd year			-	-			-	-	-	-			-	-
5.17	Dev. of Kite Lac farm	Renovation	nos.	-	-			-	-	-	-			-	-
5.18	Dev. of Bio-diversity Park	Dev. (Const. of Check dams)	nos.	-	-			-	-	-	-			-	-
5.19	MIS-Jharkhand Forest Road Map	Creation		-	-			-	-	-	-			-	-
5.20	Maint. of Plan plantation	Maint.	ha	-	-			-	-	-	-			-	-
5.21	Forest Road Repair	Normal Repair	km	3,146.28	553.748			-	-	3146.280	553.748			1617.150	203.882
		Special Repair	km	-	-			-	-	-	-			-	-
5.22	Const. of Causeway & Culvert	New Const.	nos.	129	722.000			-	-	129	722.000			-	-
5.23	Security equipment			-	-			-	-	-	-			-	-
	1. Electronic Surveillance			-	-			-	-	-	-			-	-
	2. Fire arms			-	-			-	-	-	-			-	-
5.24	Communication equipment/ Maint. expenditure			-	-			-	-	-	-			-	-
5.25	Enrichment of plantations			-	-			-	-	-	-			-	-
5.26	Purchase of Tree Transplanter		nos.	-	400.000			-	-	1	400.000			-	-

Sl. No.	Name of Scheme	Item of Work	Unit	Quarterly Progress during Quarter ending September, 2017 (Financial Year 2017-18)						Quarterly Progress during Quarter ending December, 2017 (Financial Year 2017-18)					
				As per APOs approved by the State Steering Committee		Release from Ad-hoc CAMPA		Progress during quarter ending September, 2017		As per APOs approved by the State Steering Committee		Release from Ad-hoc CAMPA		Progress during quarter ending December, 2017	
				Physical	Amount (Lakh Rs.)	Physical	Amount (Rs.)	Physical	Amount (Lakh Rs.)	Physical	Amount (Lakh Rs.)	Physical	Amount (Rs.)	Physical	Amount (Lakh Rs.)
1	2	3	4	17	18	19	20	21	22	23	24	25	26	27	28
5.27	Plantation activities in Jharkhand New High Court campus		gab	-	-			-	-	-	-			-	-
5.28	Convergence with Green India Mission (Preparation of perspective plan)			-	-			-	-	-	-			-	-
5.29	Convergence with IWMP - SMC works				900.000			-	-	-	900.000			-	-
5.30	Wages of Home Guards		nos	850	1,008.313			446	243.825	650.000	1008.313			545.000	179.607
5.31	Wages of Data Entry Operators		nos	189	200.128			158	61.487	189.000	200.128			165.000	51.481
5.32	Office & Field Equipments and Travel expenses of Temporary staff etc.			-	20.000			-	-	-	20.000			-	-
5.33	Internal Monitoring & Evaluation			-	-			-	-	-	-			-	-
5.34	Monitoring & Evaluation			-	200.000			-	-	-	200.000			-	-
5.35	Dev. of ITC in Jharkhand Forest Deptt. (Including Estt. of Wi-Fi)			-	100.000			-	-	-	100.000			-	-
5.36	Awareness Workshop			-	50.000			-	-	-	50.000			-	-
5.37	Promoting Youth & Students support in Forest conservation			-	-			-	-	-	-			-	-
5.38	Training, Consultancy & Capacity Building			-	100.000			-	-	-	100.000			-	-
5.39	Seminar Organization			-	-			-	-	-	-			-	-
	Total (Infra)				15735.246				574.117		15735.246				883.575
	Total (NPV)				25359.556				2181.676		25359.556				1485.072
	Grand Total (CA+NPV)				38694.815				3393.526		38694.815				2317.415
	Total (WLI)				3355.535				93.000		3355.535				526.598
	Grand Total				37010.350				3486.525		37010.350				2844.012
6	Break up of funds														
6.1	CA :-				8295.259		1,34,00,00,000.00		1211.850		8295.259		0.00		832.343
6.2	NPV :-				25359.556				2181.676		25359.556				1485.072
6.3	Wildlife :-				3355.535				93.000		3355.535				526.598
	Grand Total :-				37010.350				3486.525		37010.350				2844.012



Cummulative Quarterly Utilization Report un

Sl. No.	Name of Scheme	Item of Work	Unit	Quarterly Progress during Quarter ending March, 2018 (Financial Year 2017-18)						Cummulative Progress during 2017-2018 (Financial Year 2017-18)					
				As per APOs approved by the State Steering Committee		Release from Ad-hoc CAMPAs		Progress during quarter ending March, 2018 (F.Y. 2017-18)		As per APOs approved by the State Steering Committee		Release from Ad-hoc CAMPAs		Cummulative Progress during 2017-18 (F.Y. 2017-2018)	
				Physical	Amount (Lakh Rs.)	Physical	Amount (Rs.)	Physical	Amount (Lakh Rs.)	Physical	Amount (Lakh Rs.)	Physical	Amount (Rs.)	Physical	Amount (Lakh Rs.)
1	2	3	4	23	24	25	26	27	28	29	30	31	32	33	34
1.1	CA Works														
1.1.1	ANR/RDF/AR/SCA (PL)	Adv work	ha	5762.555	5106.401		1,00,00,00,000.00	1699.859	736.910	5762.555	5106.401	0.00	0.00	1699.859	1020.305
		Completion	ha	4607.137	991.626			4501.320	83.932	4607.137	991.626			4501.320	907.386
		Maint. Yr 3	ha	3028.595	347.472			2988.407	41.635	3028.595	347.472			2988.407	265.966
		Maint. Yr 4	ha	1507.620	149.239			1507.620	18.380	1507.620	149.239			1507.620	134.182
		Maint. Yr 5	ha	2870.540	248.587			2870.540	43.102	2870.540	248.587			2870.540	187.050
		Maint. Yr 6	ha	2319.559	41.136			2319.559	13.696	2319.559	41.136			2319.559	31.578
		Maint. Yr 7	ha	3725.090	79.577			3725.090	21.742	3725.090	79.577			3725.090	56.004
1.1.2	Block Plantation (NPL)	Adv work	ha	415.800	445.807			147.710	224.185	415.800	445.807			147.710	232.542
		Completion	ha	130.222	40.127			80.232	3.231	130.222	40.127			80.232	25.395
		Maint. Yr 3	ha	183.870	21.096			183.868	28.408	183.870	21.096			183.868	77.041
		Maint. Yr 4	ha	97.950	9.696			97.950	5.028	97.950	9.696			97.950	15.724
		Maint. Yr 5	ha	134.330	11.633			134.330	25.833	134.330	11.633			134.330	40.012
		Maint. Yr 6	ha	-	-			0.000	0.839	-	-			0.000	0.839
		Maint. Yr 7	ha	912.060	19.484			912.060	12.049	912.060	19.484			912.060	15.734
1.1.3	Linear Plantation	Adv work	km	42.287	331.850			13.237	78.839	42.287	331.850			13.237	78.839
		Adv. work	gab	1500	12.818			500.000	4.271	1500	12.818			500.000	4.271
		Adv. + Compl.	km	-	-			0.000	0.000	-	-			0.000	0.000
		Compl. Work	km	114.333	158.123			27.500	17.766	114.333	158.123			27.500	155.336
		Compl. Work	gab	2054	8.493			175720	9.735	2054	8.493			175720	14.660
		Maint yr 3	km	184.780	100.018			184.780	82.275	184.780	100.018			184.780	158.332
		Maint yr 3	gab	31254	104.388			31254	56.609	31254	104.388			31254	85.216
		Maint. Yr 4	km	6.000	1.348			6.000	0.310	6.000	1.348			6.000	2.309
		Maint. Yr 4	gab	1000	3.340			1000	2.472	1000	3.340			1000	3.327
		Maint. Yr 5	km	-	-			-	-	-	-			-	-
		Maint. Yr 5	gab	36000	63.000			36000	15.010	36000	63.000			36000	58.383
		Maint. Yr 6	km	-	-			-	-	-	-			-	-
		Maint. Yr 7	km	-	-			-	-	-	-			-	-
1.1.4	Soil Conservation (Contd. Compl.)		ha	-	-			-	-	-	-			-	-
	Silvicultural operation (Contd. Compl.)		ha	-	-			-	-	-	-			-	-
	Prot. of Flora & Fauna (Contd. Compl.)		ha	-	-			-	-	-	-			-	-



Sl. No.	Name of Scheme	Item of Work	Unit	Quarterly Progress during Quarter ending March, 2018 (Financial Year 2017-18)				Cumulative Progress during 2017-2018 (Financial Year 2017-18)							
				As per APOs approved by the State Steering Committee		Release from Ad-hoc CAMPA		Progress during quarter ending March, 2018 (F.Y. 2017-18)		As per APOs approved by the State Steering Committee		Release from Ad-hoc CAMPA		Cumulative Progress during 2017-18 (F.Y. 2017-2018)	
				Physical	Amount (Lakh Rs.)	Physical	Amount (Rs.)	Physical	Amount (Lakh Rs.)	Physical	Amount (Lakh Rs.)	Physical	Amount (Rs.)	Physical	Amount (Lakh Rs.)
1	2	3	4	23	24	25	26	27	28	29	30	31	32	33	34
	Wildlife Management (Cond. Compl.)			-	-			-	-	-	-			-	-
	Fire protection (Cond. Compl.)			-	-			-	-	-	-			-	-
	<b>Total (Block Pl.)</b>	Adv work	ha	6178.355	5552.208			1847.669	951.006	6178.355	5552.208			1847.669	1252.847
		Completion	ha	4737.359	1031.753			4581.652	87.152	4737.359	1031.753			4581.652	932.780
		Maint. yr 5	ha	3212.465	668.588			3172.275	70.043	3212.465	368.568			3172.275	342.026
		Maint. yr 4	ha	1605.570	158.935			1605.570	23.408	1605.570	158.935			1605.570	149.605
		Maint. yr 5	ha	3004.870	290.220			3004.870	68.635	3004.870	250.220			3004.870	227.062
		Maint. yr 5	ha	2319.559	41.139			2319.559	14.535	2319.559	41.139			2319.559	32.417
		Maint. yr 7	ha	4637.150	99.061			4637.150	33.791	4637.150	99.061			4637.150	71.738
	<b>Total (Linear Pl.)</b>	Adv work	km	42.287	331.850			13.237	78.839	42.287	331.850			13.237	78.839
		Adv work	gwh	1500	12.818			500.000	4.271	1500	12.818			500.000	4.271
		Advn Control	km	-	-			-	-	-	-			-	-
		Compl. Work	km	114.333	158.123			27.500	17.766	114.333	158.123			27.500	156.336
		Compl. Work	gwh	2054	8.493			175720	9.735	2054	8.493			175720	14.660
		Maint. yr 3	km	184.780	100.018			184.780	82.275	184.780	100.018			184.780	158.332
		Maint. yr 3	gwh	31254	104.368			31254	58.609	31254	104.368			31254	65.216
		Maint. yr 4	km	8.000	1.348			8.000	0.310	8.000	1.348			8.000	2.309
		Maint. yr 4	gwh	1000	3.340			1.000	2.472	1000	3.340			1000	3.327
		Maint. yr 5	km	-	-			-	-	-	-			-	-
		Maint. yr 5	gwh	36000	63.000			36000	15.010	36000	63.000			36000	58.383
		Maint. yr 6	km	-	-			-	-	-	-			-	-
		Maint. yr 7	km	-	-			-	-	-	-			-	-
	<b>Total (Condition compliance)</b>	Soil Conservation	ha												
		Silviculture operation	ha												
		Protection of Flora & Fauna	ha												
		W.L. Management													
		Fire Protection													
	<b>Total (CA)</b>				8296.259				1528.257		8296.259				3570.450

109

Sl. No.	Name of Scheme	Item of Work	Unit	Quarterly Progress during Quarter ending March, 2018 (Financial Year 2017-18)						Cumulative Progress during 2017-2018 (Financial Year 2017-18)					
				As per APOs approved by the State Steering Committee		Release from Ad-hoc CAMPA		Progress during quarter ending March, 2018 (F.Y. 2017-18)		As per APOs approved by the State Steering Committee		Release from Ad-hoc CAMPA		Cumulative Progress during 2017-18 (F.Y. 2017-2018)	
				Physical	Amount (Lakh Rs.)	Physical	Amount (Rs.)	Physical	Amount (Lakh Rs.)	Physical	Amount (Lakh Rs.)	Physical	Amount (Rs.)	Physical	Amount (Lakh Rs.)
1	2	3	4	23	24	25	26	27	28	29	30	31	32	33	34
1.2	Non-CA (NPV) Works														
1.2.1	ANR/ROF/ENT	Adv work	ha	-	-			-	-	-	-			-	0.000
		Completion	ha	-	-			-	-	-	-			-	0.000
		Maint. Yr 3	ha	-	-			-	-	-	-			-	0.000
		Maint. Yr 4	ha	-	-			-	-	-	-			-	0.000
1.2.2	Block Plantation	Adv work	ha	6304.000	5186.775			0.000	0.000	6304.000	5186.775			0.000	0.000
		Completion	ha	3691.500	905.223			3451.000	67.474	3691.500	905.223			3451.000	860.451
		Maint. Yr 3	ha	6624.000	823.103			6624.000	102.561	6624.000	823.103			6624.000	781.348
		Maint. Yr 4	ha	6921.000	751.080			6921.000	107.302	6921.000	751.080			6921.000	671.243
1.2.3	Linear Gabion Plantation	Advance work	gab	-	-			-	-	-	-			-	-
		Adv. Compl.	gab	-	-			-	-	-	-			-	-
		Completion	gab	-	-			-	-	-	-			-	-
		Maint. Yr 3	gab	1360	4.463			1360.000	2.461	1360	4.463			1360.000	4.541
		Maint. Yr 4	gab	3200	10.502			3200.000	5.763	3200	10.502			3200.000	10.684
1.2.4	Natural Regeneration, Silviculture operation & SMC works	1st Yr work	ha	3100.00	1795.525			2199.000	671.495	3100.00	1795.525			2199.000	796.427
	Natural Regeneration, Silviculture operation & SMC works	2nd Yr work	ha	700.000	18.193			850.000	8.463	700.000	18.193			850.000	21.904
	<b>Total</b>	Adv work	ha	6304.000	5186.775			0.000	0.000	6304.000	5186.775			0.000	0.000
		Compl. Work	ha	3691.500	905.223			3451.000	67.474	3691.500	905.223			3451.000	860.451
		Maint. Yr 3	ha	6624.000	823.103			6624.000	102.561	6624.000	823.103			6624.000	781.348
		Maint. Yr 4	ha	6921.000	751.080			6921.000	107.302	6921.000	751.080			6921.000	671.243
		Adv work	gab	0	0.000			-	-	-	-			-	-
		Adv - Compl work	gab	0	0.000			-	-	-	-			-	-
		Compl Work	gab	0	0.000			-	-	-	-			-	-
		Maint. Yr 3	gab	1360	4.463			1360	2.461	1360	4.463			1360	4.541
		Maint. Yr 4	gab	3200	10.502			3200	5.763	3200	10.502			3200	10.684
		NR, Silv & SMC 1st Yr Works	ha	3100.000	1795.525			2199.000	671.495	3100.000	1795.525			2199.000	796.427
		NR, Silv & SMC 2nd Yr works	ha	700.000	18.193			850.00	8.463	700.000	18.193			850.00	21.904
	<b>Total (Other PL)</b>				9434.864				965.519		9434.864				3146.969



Sl. No.	Name of Scheme	Item of Work	Unit	Quarterly Progress during Quarter ending March, 2018 (Financial Year 2017-18)						Cumulative Progress during 2017-2018 (Financial Year 2017-18)					
				As per APOs approved by the State Steering Committee		Release from Ad-hoc CAMPA		Progress during quarter ending March, 2018 (F.Y. 2017-18)		As per APOs approved by the State Steering Committee		Release from Ad-hoc CAMPA		Cumulative Progress during 2017-18 (F.Y. 2017-2018)	
				Physical	Amount (Lakh Rs.)	Physical	Amount (Rs.)	Physical	Amount (Lakh Rs.)	Physical	Amount (Lakh Rs.)	Physical	Amount (Rs.)	Physical	Amount (Lakh Rs.)
1	2	3	4	23	24	25	26	27	28	29	30	31	32	33	34
2	Wildlife Interventions														
2.1	Water Holes			-	-			4,000	4,904	-	-			4,000	9,808
2.2	Salt licks			-	-					-	-				0,000
2.3	Trenching/Fencing			-	-			0,000	0,000	-	-			0,000	0,000
2.4	Watch towers-cum-Patrolling Chowki			80.00	480,000			80,000	325,584	80,000	480,000			80,000	432,000
2.5	Const. of Check dam			117.00	837,000			84,000	681,415	117,000	837,000			84,000	909,855
2.6	Const. of Causeway & Culvert			92.00	580,500			92,000	323,869	92,000	580,500			92,000	471,973
2.7	Purchase of Camera Traps		nos.	-	-			0,000	0,000	-	-			0,000	0,000
2.8	Development of Wildlife Sanctuary	As per A.P.O.		-	250,635				60,750	-	250,635			-	150,883
2.9	Man-Elephant Conflict-Anti Depredation Scheme	As per A.P.O.		-	1000,000				150,904	-	1000,000			-	192,504
2.10	Radio Collaring of wild elephants	As per A.P.O.		-	-			-	-	-	-			-	0,000
2.11	Supply of Improved Cook Stove & Solar Lantern to Forest fringed villages	As per A.P.O.		3640	218,400			-	-	3640	218,400			-	0,000
2.12	Wildlife Management	As per A.P.O.		-	-			-	-	-	-			-	0,000
2.13	Liabilities of Palamu Tiger Reserve			-	-			-	-	-	-			-	0,000
	Total (Wildlife) :-				3355,535				1547,420		3355,535				2187,023
3	Working Plan related works (Other than State budget)														
3.1	Digitisation of Forest Cadastral sheets	Adjoining Villages	nos.	-	30,500			0,000	0,000	-	30,500			0,000	0,000
3.2	Development of IT Infrastructure	As per A.P.O.		-	8,700			6,000	16,115	-	8,700			6,000	21,840
3.3	Development of GIS Cell in WP Circles	As per A.P.O.		6	75,996			6,000	11,342	6	75,996			6,000	33,593
	Total (Working Plan) :-				115,196				27,457		115,196				55,433
4	Research Activities														
4.1	Raising of Quality Planting Materials			-	-			-	-	-	-			-	0,000
4.2	Research Activities - Study of Plant Diversity & Marketing Potential of Plant Products			-	14,250			-	-		14,250			-	0,000
	Total (Research Activities) :-				14,250				0,000		14,250				0,000
5	Infrastructure														
5.1	Building for frontline staff	Repair	nos.	948,000	356,900			687,000	130,983	948	356,900			687,000	324,554
		New Const.	nos.	244	3605,000			68,000	1171,367	244	3605,000			68,000	1205,367
5.2	Other Building (P) specify - Hazat, Barrack, Check Naka	Repair	nos.	81,000	32,460			37,000	13,350	81	32,460			37,000	24,838
		New Const.	nos.	79	738,500			0,000	0,000	79	738,500			0,000	0,000
5.3	Drinking Water facility for PLS		nos.	8	62,200					8	62,200				0,000



Sl. No.	Name of Scheme	Item of Work	Unit	Quarterly Progress during Quarter ending March, 2018 (Financial Year 2017-18)						Cumulative Progress during 2017-2018 (Financial Year 2017-18)					
				As per APOs approved by the State Steering Committee		Release from Ad-hoc CAMPA		Progress during quarter ending March, 2018 (F.Y. 2017-18)		As per APOs approved by the State Steering Committee		Release from Ad-hoc CAMPA		Cumulative Progress during 2017-18 (F.Y. 2017-2018)	
				Physical	Amount (Lakh Rs.)	Physical	Amount (Rs.)	Physical	Amount (Lakh Rs.)	Physical	Amount (Lakh Rs.)	Physical	Amount (Rs.)	Physical	Amount (Lakh Rs.)
1	2	3	4	23	24	25	26	27	28	29	30	31	32	33	34
5.4	Const. of Boundary wall of State Training Institute		nos.	2	68.953			0.000	0.000	2	68.953			0.000	0.000
5.5	Const. of Compensatory Buildings in lieu of Damaged Forest Buildings		nos.	-	217.290					-	217.290				0.000
5.6	Forest Boundary Pillar consolidation		nos.	62232	2292.012			29626	893.604	62232	2292.012			29626	893.604
5.7	Purchase of GPS sets			-	-			0.000	0.000	-	-			0.000	0.000
5.8	Soil & Moisture Conservation		ha	-	-					-	-				0.000
5.9	Prevention of Forest fire			-	-					-	-				0.000
5.10	Vehicles (P) specify			-	-					-	-				0.000
	1. 4 wheeler Cars			-	-					-	-				0.000
	2. 4 wheeler Utility vehicles		nos	81	648.000			5.000	8.000	81	648.000			5.000	38.200
	3. 2 wheelers			-	-					-	-				0.000
	4. PCL & Other Expenses		nos	130.000	156.000			129.000	80.568	130	156.000			129.000	148.575
5.1	5. Wages of Drivers		nos	130.000	137.654			129.000	47.868	130	137.654			129.000	130.220
5.12	6. Others (P) specify			-	-					-	-				0.000
5.13	Water Harvesting Structure	New Const.	nos	350	2100.000			0.000	0.000	350	2100.000			0.000	0.000
5.14	Maint. of Permanent Nursery	Yearly Maint.	ha	94.250	741.088			86.250	334.188	94.250	741.088			86.250	632.237
	Creation of Permanent Nursery	New Creation	ha	15.000	225.000					15.000	225.000				0.000
5.15	Dev. of Infrastructure in Permanent Nurseries			-	100.000			0.000	0.000	-	100.000			0.000	0.000
5.16	Raising of Tall plants - 1st Year		nos	-	-			0.000	0.000	-	-			0.000	0.000
	Raising of Tall Plants - 2nd year			-	-			0.000	0.000	-	-			0.000	0.000
5.17	Dev. of Kita Lac farm	Renovation	nos	-	-					-	-				0.000
5.18	Dev. of Bio-diversity Park	Dev. (Const. of Check dams)	nos	-	-					-	-				0.000
5.19	MIS-Barkhand Forest Road Map	Creation		-	-					-	-				0.000
5.20	Maint. of Plan plantation	Maint.	ha	-	-					-	-				0.000
5.21	Forest Road Repair	Normal Repair	km	3146.280	553.748			3146.280	195.017	3146.280	553.748			3146.280	398.899
		Special Repair	km	-	-			0.000	0.000	-	-			0.000	0.000
5.22	Const. of Causeway & Culvert	New Const.	nos.	129	722.000			0.000	0.000	129	722.000			0.000	0.000
5.23	Security equipment			-	-					-	-				0.000
	1. Electronic Surveillance			-	-					-	-				0.000
	2. Fire arms			-	-					-	-				0.000
5.24	Communication equipment/ Maint. expenditure			-	-					-	-				0.000
5.25	Enrichment of plantations			-	-					-	-				0.000
5.26	Purchase of Tree Transplanter		nos.	1	400.000					1	400.000				0.000

Sl. No.	Name of Scheme	Item of Work	Unit	Quarterly Progress during Quarter ending March, 2018 (Financial Year 2017-18)						Cumulative Progress during 2017-2018 (Financial Year 2017-18)					
				As per APOs approved by the State Steering Committee		Release from Ad-hoc CAMPA		Progress during quarter ending March, 2018 (F.Y. 2017-18)		As per APOs approved by the State Steering Committee		Release from Ad-hoc CAMPA		Cumulative Progress during 2017-18 (F.Y. 2017-2018)	
				Physical	Amount (Lakh Rs.)	Physical	Amount (Rs.)	Physical	Amount (Lakh Rs.)	Physical	Amount (Lakh Rs.)	Physical	Amount (Rs.)	Physical	Amount (Lakh Rs.)
1	2	3	4	23	24	25	26	27	28	29	30	31	32	33	34
5.27	Plantation activities in Jharkhand New High Court campus		gab	-	-					-	-				0.000
5.28	Convergence with Green India Mission (Preparation of perspective plan)			-	-					-	-				0.000
5.29	Convergence with IWMP - SMC works			-	900.000					-	900.000				0.000
5.30	Wages of Home Guards		nos	650.000	1008.313			630.000	380.155	650.000	1008.313			630.000	816.069
5.31	Wages of Data Entry Operators		nos	189.000	200.128			189.000	71.124	189.000	200.128			189.000	194.682
5.32	Office & Field Equipments and Travel expenses of Temporary staff etc.			-	20.000					-	20.000				0.000
5.33	Internal Monitoring & Evaluation			-	-			0.000	0.000	-	-			0.000	0.000
5.34	Monitoring & Evaluation			-	200.000			0.000	3.626	-	200.000			0.000	3.626
5.35	Dev. of ITC in Jharkhand Forest Deptt. (including Estt. of W-F)			-	100.000			0.000	11.344	-	100.000			0.000	11.344
5.36	Awareness Workshop			-	50.000			0.000	0.000	-	50.000			0.000	0.000
5.37	Promoting Youth & Students support in Forest conservation			-	-			0.000	0.000	-	-			0.000	0.000
5.38	Training, Consultancy & Capacity Building			-	100.000			0.000	0.000	-	100.000			0.000	0.000
5.39	Seminar Organisation			-	-			0.000	0.000	-	-			0.000	0.000
	Total (Infra)				15735.248				3341.194		15735.248				4812.215
	Total (NPV)				25359.556				4334.159		25359.556				8014.246
	Grand Total (CA+NPV)				30554.815				5860.426		33554.815				11584.096
	Total (WU)				3355.835				1547.426		3355.835				2187.023
	Grand Total				37010.350				7407.852		37010.350				13751.719
6	Break up of funds														
6.1	CA :-				8293.259		1,00,00,00,000.00		1528.257		8293.259		2,34,00,00,000.00		3570.450
6.2	NPV :-				25359.556				4334.159		25359.556				8014.246
6.3	Wildlife :-				3355.835				1547.426		3355.835				2187.023
	Grand Total :-				37010.350				7407.852		37010.350				13751.719

**Cummulative Quarterly Utilization Report un**

Sl. No.	Name of Scheme	Item of Work	Unit	Cummulative Progress upto Financial Year 2017-18 (F.Y. 2010-11 to 2017-18)						
				As per APOs approved by the State Steering Committee		Release from Ad- hoc CAMPA		Cummulative Progress upto FY 2017-18 (F.Y. 2010-11 to 2017-18)		
				Physical	Amount (Lakh Rs.)	Physical	Amount (Rs.)	Physical	Amount (Lakh Rs.)	
1	2	3	4	35	36	37	38	39	40	
1.1	<b>CA Works</b>									
1.1.1	ANN/IDF/AR/SCA (FL)	Adv work	ha	37458.084	21657.213	10,53,12,39,300.00		25615.900	12004.721	
		Completion	ha	24062.475	4787.335			23875.851	4326.409	
		Maint. Yr 3	ha	19414.719	1609.755			19374.531	1380.745	
		Maint. Yr 4	ha	17298.184	1188.241			16386.124	1076.863	
		Maint. Yr 5	ha	14885.004	996.232			14878.504	821.574	
		Maint. Yr 6	ha	12007.964	183.873			12007.964	175.283	
		Maint. Yr 7	ha	9688.405	154.430			9688.405	139.856	
1.1.2	Block Plantation (NFL)	Adv work	ha	2839.408	2188.384			1612.640	969.660	
		Completion	ha	1464.850	233.944			1414.940	369.202	
		Maint. Yr 3	ha	1334.710	107.128			1334.708	154.403	
		Maint. Yr 4	ha	238.780	22.746			1150.840	111.821	
		Maint. Yr 5	ha	1046.390	84.299			1052.890	83.231	
		Maint. Yr 6	ha	918.560	17.710			918.560	19.843	
		Maint. Yr 7	ha	918.560	19.576			918.560	80.246	
1.1.3	Linear Plantation	Adv work	km	691.344	9813.871			312.350	3862.017	
		Adv work	gab	250720	2107.551			70808	518.563	
		Adv. + Compl.	km	69.560	93.561			55.000	182.543	
		Compl. Work	km	351.733	478.580			212.280	412.757	
		Compl. Work	gab	70312	348.612			243974	329.872	
		Maint yr 3	km	239.780	132.510			239.780	191.232	
		Maint yr 3	gab	68254	210.246			68254	233.590	
		Maint. Yr 4	km	55.000	3.068			55.000	4.029	
		Maint. Yr 4	gab	37000	120.106			37000	67.709	
		Maint. Yr 5	km	49.000	1.899			49.000	1.798	
		Maint. Yr 5	gab	36000	63.000			36000	58.383	
		Maint. Yr 6	km	49.000	1.952			49.000	3.460	
		Maint. Yr 7	km	49.000	15.065			49.000	7.767	
1.1.4	Soil Conservation (Cond. Compl.)		ha	1073.000	158.604			991.600	122.991	
	Silvicultural operation (Cond. Compl.)		ha	400.000	9.745			0.000	0.000	
	Prot. of Flora & Fauna (Cont. Compl.)		ha	4607.840	31.523			0.000	0.000	



Sl. No.	Name of Scheme	Item of Work	Unit	Cumulative Progress upto Financial Year 2017-18 (F.Y. 2010-11 to 2017-18)					
				As per APOs approved by the State Steering Committee		Release from Ad-hoc CAMPA		Cumulative Progress upto FY 2017-18 (F.Y. 2010-11 to 2017-18)	
				Physical	Amount (Lakh Rs.)	Physical	Amount (Rs.)	Physical	Amount (Lakh Rs.)
1	2	3	4	35	36	37	38	39	40
	Wildlife Management (Cond. Compl.)			0.000	613.067			0.000	83.127
	Fire protection (Cond. Compl.)			0.000	56.910			0.000	44.235
	Total (Block PE)								
		Adv work	ha	40297.402	23845.597			27228.540	12674.381
		Completion	ha	23527.325	5021.270			24290.781	4865.611
		Maint. yr 3	ha	20740.429	1718.852			20709.229	1535.148
		Maint. yr 4	ha	17536.084	1210.007			17536.084	1188.685
		Maint. yr 5	ha	15831.094	1080.531			15831.094	904.805
		Maint. yr 6	ha	12905.524	201.593			12926.524	199.128
		Maint. yr 7	ha	10606.955	184.000			10606.955	220.102
	Total (Linear PE)								
		Adv work	km	691.344	6912.871			512.350	3862.017
		Adv work	gab	250720	2107.551			70808	518.583
		Adv Comp	km	69.580	83.061			55.000	182.543
		Comp. Work	km	351.733	478.885			212.280	412.757
		Comp. Work	gab	703.2	346.612			241974	329.672
		Maint. yr 2	km	239.780	132.510			239.780	191.232
		Maint. yr 3	gab	68254	215.248			68254	233.590
		Maint. yr 4	km	58.000	3.058			58.000	4.028
		Maint. yr 4	gab	37500	120.109			37500	67.798
		Maint. yr 5	km	40.00	1.509			40.00	1.798
		Maint. yr 5	gab	30000	63.000			30000	56.383
		Maint. yr 6	km	49.00	1.052			49.00	3.460
		Maint. yr 7	km	49.00	15.005			49.00	7.767
	Total (Condition compliance)								
		Soil Conservation	ha	1,073.00	158.804			991.60	122.991
		Aquaculture operation	ha	400.00	9.746				0.000
		Protection of Flora & Fauna	ha	4,507.84	11.523				0.000
		W.U. Management			613.067				83.127
		Fire Protection			56.910				44.235
	Total (CA)				47620.707				27837.931

Sl. No.	Name of Scheme	Item of Work	Unit	Cumulative Progress upto Financial Year 2017-18 (F.Y. 2010-11 to 2017-18)					
				As per APOs approved by the State Steering Committee		Release from Ad-hoc CAMPA		Cumulative Progress upto FY 2017-18 (F.Y. 2010-11 to 2017-18)	
				Physical	Amount (Lakh Rs.)	Physical	Amount (Rs.)	Physical	Amount (Lakh Rs.)
1	2	3	4	35	36	37	38	39	40
1.2	Non-CA (NPV) Works								
1.2.1	ANR/RDF/Emf	Adv work	ha	35000.000	6370.326			29092.000	3214.173
		Completion	ha	29092.000	3271.576			29092.000	3147.518
		Maint. Yr 3	ha	29092.000	804.034			29092.000	554.746
		Maint. Yr 4	ha	29092.000	604.686			29092.000	576.217
1.2.2	Block Plantation	Adv work	ha	51899.350	31153.737			33836.830	17364.827
		Completion	ha	34933.350	8213.680			34236.330	7890.871
		Maint. Yr 3	ha	30507.830	3145.689			31650.000	3006.297
		Maint. Yr 4	ha	23846.830	2195.343			24639.830	2011.168
1.2.3	Linear Gabion Plantation	Advance work	gab	1360.000	15.000			1360.000	10.423
		Adv.+ Compl.	gab	3200.000	35.000			3200.000	35.429
		Completion	gab	1360.000	5.464			1360.000	10.379
		Maint. Yr 3	gab	4560.000	14.843			4560.000	10.004
		Maint. Yr 4	gab	3200.000	10.502			3200.000	10.684
1.2.4	Natural Regeneration, Silviculture operation & SMC works	1st Yr work	ha	4650.000	2724.625			3049.000	1216.852
	Natural Regeneration, Silviculture operation & SMC works	2nd Yr work	ha	700.000	18.193			850.000	21.904
	Total	Adv work	ha	60899.350	37524.063			62926.830	20679.001
		Compl/Work	ha	64025.350	11485.206			63326.330	11026.369
		Maint. Yr 3	ha	60599.830	3348.723			60742.000	3561.043
		Maint. Yr 4	ha	52938.830	2800.029			52731.830	2987.385
		Adv work	gab	1360	15.000			1360	10.423
		Adv.+ Compl work	gab	3200	35.000			3200	35.429
		Compl work	gab	1360	5.464			1360	10.379
		Maint. Yr 3	gab	4560	14.843			4560	10.004
		Maint. Yr 4	gab	3200	10.502			3200.00	10.684
		NR, Silvi & SMC 1st Yr works	ha	4650.000	2724.625			3049.000	1216.852
		NR, Silvi & SMC 2nd Yr works	ha	700.000	18.193			850.00	21.904
	Total (Other PE) :-				56582.068				39081.454

Sl. No.	Name of Scheme	Item of Work	Unit	Cumulative Progress upto Financial Year 2017-18 (F.Y. 2010-11 to 2017-18)					
				As per APOs approved by the State Steering Committee		Release from Ad-hoc CAMPA		Cumulative Progress upto FY 2017-18 (F.Y. 2010-11 to 2017-18)	
				Physical	Amount (Lakh Rs.)	Physical	Amount (Rs.)	Physical	Amount (Lakh Rs.)
1	2	3	4	35	36	37	38	39	40
2	<b>Wildlife Interventions</b>								
2.1	Water Holes			0.000	0.000			4.000	9.808
2.2	Salt licks			0.000	0.000			0.000	0.000
2.3	Trenching/Fencing			0.000	0.000			0.000	0.000
2.4	Watch towers-cum/Patrolling Chowki			80.000	480.000			80.000	432.000
2.5	Const. of Check dam			117.000	837.000			84.000	809.855
2.6	Const. of Causeway & Culvert			92.000	560.500			92.000	471.973
2.7	Purchase of Camera Traps		nos.	120.000	24.000			100.000	18.900
2.8	Development of Wildlife Sanctuary	As per A.P.O.		0.000	2294.424			0.000	1408.087
2.9	Man-Elephant Conflict-Anti Depredation Scheme	As per A.P.O.		0.000	9146.136			0.000	3755.622
2.10	Radio Collaring of wild elephants	As per A.P.O.		0.000	200.000			0.000	0.000
2.11	Supply of Improved Cook Stove & Solar Lantern to Forest fringed villages	As per A.P.O.		3640.000	218.400			0.000	0.000
2.12	Wildlife Management	As per A.P.O.		0.000	0.000			0.000	0.000
2.13	Liabilities of Palamau Tiger Reserve			0.000	42.170			0.000	42.142
	<b>Total (Wildlife) :-</b>				13602.600				7048.397
3	<b>Working Plan related works (Other than State budget)</b>								
3.1	Digitisation of Forest Cadastral sheets	Adjoining Villages	nos.	9496.000	366.035			8404.000	265.938
3.2	Development of IT Infrastructure	As per A.P.O.		0.000	831.892			5.000	270.746
3.3	Development of GIS Cell in WP Circles	As per A.P.O.		12.000	649.268			12.000	366.055
	<b>Total (Working Plan) :-</b>				1047.195				902.739
4	<b>Research Activities</b>								
4.1	Raising of Quality Planting Materials			0.000	603.268			0.000	0.000
4.2	Research Activities - Study of Plant Diversity & Marketing Potential of Plant Products			0.000	14.250			0.000	0.000
	<b>Total (Research Activities)</b>				617.518				0.000
5	<b>Infrastructure</b>								
5.1	Building for frontline staff	Repair	nos.	2813.000	2367.210			2299.000	828.304
		New Const.	nos.	1500.000	7982.912			265.000	3394.018
5.2	Other Building (F) specify - Hazat, Barrack, Check Haba	Repair	nos.	81.000	32.460			37.000	24.838
		New Const.	nos.	79.000	738.500			0.000	0.000
5.3	Drinking Water facility for FLS		nos.	8.000	62.200			0.000	0.000



Sl. No.	Name of Scheme	Item of Work	Unit	Cumulative Progress upto Financial Year 2017-18 (F.Y. 2010-11 to 2017-18)					
				As per APOs approved by the State Steering Committee		Release from Ad-hoc CAMPA		Cumulative Progress upto FY 2017-18 (F.Y. 2010-11 to 2017-18)	
				Physical	Amount (Lakh Rs.)	Physical	Amount (Rs.)	Physical	Amount (Lakh Rs.)
1	2	3	4	35	36	37	38	39	40
5.4	Const. of Boundary wall of State Training Institute		nos.	5,000	345,606			0,000	0,000
5.5	Const. of Compensatory Buildings in lieu of Damaged Forest Buildings		nos.	0,000	217,290			0,000	0,000
5.6	Forest Boundary Pillar consolidation		nos.	194199	6693,039			101187	3518,139
5.7	Purchase of GPS sets			277,000	55,000			184,000	34,960
5.8	Soil & Moisture Conservation		ha	6200,000	494,025			6250,000	425,948
5.9	Prevention of Forest fire			0,000	0,000			0,000	0,000
5.10	Vehicles (P) specify			0,000	0,000			0,000	0,000
	1. 4 wheeler Cars			0,000	0,000			0,000	0,000
	2. 4 wheeler Utility vehicles		nos	252,000	1812,000			136,000	875,312
	3. 2 wheelers			0,000	0,000			0,000	0,000
	4. PDL & Other Expenses		nos	488,000	736,800			373,000	463,460
5.11	5. Wages of Drivers		nos	488,000	443,305			373,000	385,219
5.12	5. Others (P) specify			0,000	0,000			0,000	0,000
5.13	Water Harvesting Structure	New Const.	nos	3251,000	17306,788			2050,000	10817,472
5.14	Maint. of Permanent Nursery	Yearly Maint.	ha	713,030	4370,191			677,530	3857,209
	Creation of Permanent Nursery	New Creation	ha	15,000	225,000			0,000	0,000
5.15	Dev. of Infrastructure in Permanent Nurseries			0,000	100,000			8,000	32,856
5.16	Raising of Tall plants - 1st Year		nos	425000,000	84,318			770000,000	77,451
	Raising of Tall Plants - 2nd year			385000,000	14,434			385000,000	15,611
5.17	Dev. of Kita Lac farm	Renovation	nos	1,000	75,983			1,000	35,614
5.18	Dev. of Bio-diversity Park	Dev. (Const. of Check dams)	nos	75,000	83,913			55,000	34,847
5.19	M/S-Jharkhand Forest Road Map	Creation		1,000	5,000			1,000	5,000
5.20	Maint. of Plan plantation	Maint.	ha	16672,296	838,201			14685,960	507,333
5.21	Forest Road Repair	Normal Repair	km	20690,270	2500,735			18998,790	1976,620
		Special Repair	km	31,000	564,478			17,500	367,203
5.22	Const. of Causeway & Culvert	New Const.	nos.	129,000	722,000			0,000	0,000
5.23	Security equipment			0,000	0,000			0,000	0,000
	1. Electronic Surveillance			0,000	0,000			0,000	0,000
	2. Fire arms			0,000	0,000			0,000	0,000
5.24	Communication equipment/ Maint. expenditure			0,000	0,000			0,000	0,000
5.25	Enrichment of plantations			0,000	0,000			0,000	0,000
5.26	Purchase of Tree Transplanter		nos.	3,000	1200,000			0,000	0,000

Sl. No.	Name of Scheme	Item of Work	Unit	Cumulative Progress upto Financial Year 2017-18 (F.Y. 2010-11 to 2017-18)					
				As per APCs approved by the State Steering Committee		Release from Ad-hoc CAMPA		Cumulative Progress upto FY 2017-18 (F.Y. 2010-11 to 2017-18)	
				Physical	Amount (Lakh Rs.)	Physical	Amount (Rs.)	Physical	Amount (Lakh Rs.)
1	2	3	4	35	36	37	38	39	40
5.27	Plantation activities in Jharkhand New High Court campus		gab	1.000	500.000			0.000	0.000
5.28	Convergence with Green India Mission (Preparation of perspective plan)			0.000	2260.000			0.000	0.000
5.29	Convergence with IWMP - SMC works			0.000	900.000			0.000	0.000
5.30	Wages of Home Guards		nos	2462.000	3406.332			2279.000	2378.794
5.31	Wages of Data Entry Operators		nos	488.000	539.826			432.000	353.754
5.32	Office & Field Equipments and Travel expenses of Temporary staff etc.			0.000	40.000			0.000	0.000
5.33	Internal Monitoring & Evaluation			0.000	510.648			0.000	8.590
5.34	Monitoring & Evaluation			0.000	760.000			0.000	8.188
5.35	Dev. of ITC in Jharkhand Forest Deptt. (including Estt. of Wi-Fi)			0.000	296.932			0.000	11.344
5.36	Awareness Workshop			0.000	58.500			0.000	1.900
5.37	Promoting Youth & Students support in Forest conservation			0.000	167.900			0.000	89.130
5.38	Training, Consultancy & Capacity Building			0.000	348.060			0.000	24.765
5.39	Seminar Organisation			0.000	5.000			0.000	3.086
	Total (Infra)				59864.588				00598.784
	Total (NPV)				120911.997				70580.997
	Grand Total (CA+NPV)				180432.734				90418.926
	Total (WLI)				13802.630				7048.387
	Grand Total				182235.364				105487.315
6	Break up of funds								
6.1	CA :-				47820.737		11,55,12,39,300.00		27837.931
6.2	NPV :-				120911.997				70580.997
6.3	Wildlife :-				13802.630				7048.387
	Grand Total :-				182235.364				105487.315

ANNEXURE - XIII

Annual Budget proposal of State CAMPA for Financial Year 2018-19

Sl. No.	Description	Current Financial Year	Last Financial Year (2017-18)
1.	a. Opening Balance of funds received from National Authority as on 1st April	16210.344	5976.176
	b. Opening Balance of loans/grants etc. received as on 1st April		---
2.	Estimated Annual receipt of State Authority (including balance share of previous year)	27827.100	23400.000
	a. Receipt of Fund by State Authorities from User agencies	---	---
	b. Receipt of accrual of interest on State Fund	0.000	585.887
	c. Receipt of Grants/loans/others	---	---
	d. Any Other Income	---	---
3.	Total estimated funds available with State Authority (as on 1st April (1+2))	44037.444	29962.063
4. (i)	Annual Expenditure of State Authority out of SCAF		
	Net Present Value	29943.498	9024.351
	Recurring Management Expenditure	2319.445	1926.754
	i. Personnel services and benefits		---
	ii. Administrative Expenses Authority		---
	iii. Other Administrative Expenses	1624.031	1282.505
	iv. Any other expenditure	695.414	632.237
	Non recurring Management Expenditure like Creation of Capital Assets	12341.969	3950.999
	Afforestation and other permissible activities	5961.418	3146.599
	Expenditure on Ongoing works	2071.171	2350.172
	Expenditure on New works	3890.247	796.427
	Monitoring & Evaluation Expenditure	400.000	12.012
4. (ii)	Compensatory Afforestation works	10742.520	3570.449
4. (iii)	Catchment Area Treatment works		---
4. (iv)	Wildlife Management works	4718.884	353.195
4. (v)	Other activities - e.g. Construction of Compensatory Building, Research activity, FLS Building Repair, Forest Road Repair, Working Plan activities, Training & Capacity Building etc.	4471.731	803.724
4. (vi)	Total estimated expenditure out of grants/loans etc.		---
5. (i)	Estimated Gross Total Expenditure {4(i)+4(ii)+4(iii)+4(iv)+4(v)+4(vi)}	40955.967	13751.719
5. (ii)	Estimated payments to National Authorities out of funds received from user agency		---
6	Total Closing balance with State Authority	3081.477	16210.344



Statement of Accounts of State CAMPA for Financial Year ending on 31<sup>st</sup> March, 2018 -

(Rs. in lakh)

Sl. No.	Head	Item of works	Physical outcome as approved in APO (in units)	Actual physical achievement during the year (in units)	Budget allocation during the year (Rs. in lakh)	Actual Amount spent (Rs. in lakh)
1	2	3	4	5	6	7
1	<b>Compensatory / Penal Compensatory Afforestation Schemes</b>					
	1a. CA / PCA - New Schemes	Adv work (ha)	3636.797	1292.569	3069.858	876.498
	1b. CA / PCA - Continuing Schemes	Completion (ha)	4737.359	4581.832	974.825	932.780
		Maintenance (Yr 3 to Yr 7)	14779.614	14739.424	836.788	824.149
		Adv work (km)	42.287	13.237	290.807	78.839
		Completion. Work (km)	114.333	27.500	156.338	155.336
		Maintenance (km) - Yr 3 to Yr 7	190.780	190.780	140.522	160.641
		Adv work (gab)	1500.000	500.000	12.814	4.271
		Completion. Work (gab)	2054.000	175720.000	8.490	14.660
		Maintenance (gabion) - Yr 3 to Yr 7	68254.000	68254.000	161.078	146.925
	2. Additional Compensatory Afforestation		---	---	---	---
	3. Penal Compensatory Afforestation	Advance work (ha)	2541.558	555.000	1243.319	376.349
2	<b>Net Present Value</b>					
	<b>1. NPV - Plantation Schemes</b>					
	1a. NPV Plantation - New Schemes	Adv work (ha)	6304.000	---	---	---
		Natural Regeneration, Silviculture operation and SMC work - 1st year works (ha)	3800.000	2199.000	916.087	796.427
	1b. NPV Plantation Continuing Schemes	Completion (ha)	3691.500	3491.000	853.76	860.451
		Maintenance (Yr 3 to Yr 4)	13545.000	13545.000	1496.162	1452.591
		Maintenance (gab) (Yr 3 to Yr 4)	4560.000	4560.000	15.224	15.225
		Natural Regeneration, Silviculture operation and SMC work - 2nd year works (ha)		850.000	22.082	21.904
		Maintenance of Permanent Nurseries (ha)	94.250	86.250	726.345	632.237

Sl. No.	Head	Item of works	Physical outcome as approved in APO (in units)	Actual physical achievement during the year (in units)	Budget allocation during the year (Rs. in lakh)	Actual Amount spent (Rs. in lakh)
1	2	3	4	5	6	7
	2. Penal Net Present Value Schemes		---	---	---	---
	3. Catchment Area Treatment Charges		---	---	---	---
	<b>2. NPV - Other Schemes</b>					
	1. Bio-diversity conservation and Anti-depredation activities	Dev. of National Parks/Wildlife Sanctuaries / Elephant habitat	---	---	158.427	150.883
	2. Anti-depredation schemes	Anti-depredation related works	---	---	800.000	192.504
	3. Working Plan activities	Working Plan related works	6	6.000	86.266	55.433
	4. Improvement/protection of forest Schemes					
		i Building repair (no.)	1029	724.000	389.360	349.392
		ii POL & Other expenses (no.)	130	129.000	153.600	148.575
		iii Wages of Drivers (no.)	130	129.000	135.537	130.220
		iv Wages of Data Entry Operator (no.)	189	189.000	198.93	184.682
		v Wages of Home Guards (no.)	650	630.000	948.27	816.069
		vi Forest Road Repair (km)	3146.280	3146.280	455.698	398.899
		vii Monitoring & Evaluation	---	---	3.626	3.626
		viii Dev. of IT Infrastructure	---	---	11.344	11.344
	5. Publicity and Education					
	6. Training		---	---	---	---
	7. Creation of Movable assets					
		i Purchase of Vehicles	81.000	5.000	40.000	38.200
	8. Creation of Immovable assets					
		i FLS Buildings	323.000	68.000	1272.600	1205.367
		ii Forest Boundary Pillars	62232.000	29626.000	1420.496	893.604
		iii Watch tower-cum-Mutipurpose camps	80.000	80.000	480.000	432.000
		iv Check dams	117.000	84.000	836.519	909.855
		v Hide-out	7.000	7.000	14.000	9.808
		vi Causeway/Culvert	221.000	92.000	552.309	471.973
	<b>Total</b>				<b>18881.481</b>	<b>13751.719</b>

Note :- The Total Budget allocation shown at the end of Column-6 is inclusive of unutilized previous year balance, which was used in Financial Year 2017-18.



### CHECK LIST FOR APO 2018-19

Status in respect of issues/ points contained in Check List for APO 2018-19 as per the Ad-hoc CAMPA letter No. 15-2(0)/2017-CAMPA, dated 21.02.2017

1. Check List Point No. 1 : Break up of the outlay in Annual Plan of Operation for 2018-19

Status : The break up of the outlay in APO 2018-19 is as under :

Part of APO 2018-19		Outlay (Rs. in lakh)
1	Brief History and past performance	
2	Compensatory/ Penal Compensatory Afforestation (CA/PCA)	
2.A	Completion and maintenance works under ongoing CA/PCA schemes	3025.765
2.B	New CA/PCA activities	7716.755
	<b>Sub-total</b>	<b>10742.520</b>
3	Net Present Value (NPV)	
3.A	Completion and maintenance under ongoing afforestation schemes	2071.171
3.B	New activities (plantation and other works)	28072.327
	<b>Sub-total</b>	<b>30143.498</b>
4	Compensatory Building Construction	69.949
	<b>Total</b>	<b>40955.967</b>

2. Check List Point No. 2 : Whether the provision for Compensatory Afforestation is in line with the 5-year Action Plan. Further, (a) Please add, as Annexure, a copy of the 5-Year Action Plan together with date of its approval by the State Level Steering Committee; (b) Please indicate whether, beginning from the year 2014-15, there has been any departure from the provisions in the 5-Year Action Plan – either in physical or financial terms and, if so, indicate the year and extent of departure; (c) Please indicate year-wise CA undertaken during the year 2012-13 onwards.

Status : (a) & (b) Preparation of Five-year Action Plan for clearing backlog of compensatory afforestation (CA/PCA) is in progress and will be completed soon. In fact the degraded forest areas identified for compensatory afforestation in case of several projects have been planted in the past prior to the constitution of Jharkhand CAMPA under other schemes and few have regenerated natural. The project-wise information in this regard is being collected along with proposal for alternative sites.

(c) Year-wise details of CA undertaken so far is as under :

FY	Non Forest Land (Ha)	Forest Land (Ha)	Total (Ha)	Linear Plantation (km)	Gabion Plantation (Nos.)
2009-10	0.000	0.000	0.000	49.00	0.00
2010-11	0.000	0.000	0.000	0.00	0.00
2011-12	6.500	5963.315	5969.815	0.00	0.00
2012-13	912.060	3725.090	4637.150	0.00	0.00



165

2013-14	0.000	2319.559	2319.559	0.00	0.00
2014-15	134.330	2870.54	3004.87	6.00	36000
2015-16	97.95	1507.62	1605.570	0.00	1000
2016-17	183.868	2988.407	3172.275	184.78	31254
2017-18	80.232	4501.600	4681.287	27.50	172520
<b>Total</b>	<b>1414.924</b>	<b>23876.131</b>	<b>25291.071</b>	<b>212.280</b>	<b>243974</b>

3. **Check List Point No. 3 :** *Whether the benchmark of 70% expenditure of past releases has been achieved. Please also mention that total balance of released CA funds at the end of the financial year and its size vis-à-vis the outlay in the APO for the current year.*

**Status :** Yes, the benchmark of 70% expenditure of past releases has been achieved. The requisite details for the period 2009-18 are as under :

1. Total Release by Ad hoc CAMPA	Rs. 115312.393 Lakh
2. Bank Interest accrued	Rs. 4588.446 Lakh
3. Total Availability (1+2)	Rs. 11990839 Lakh
4. Total Expenditure	Rs. 105467.315 Lakh
5. %age Exp. out of Sl. No. 4	87.96%
6. Balance remaining*	Rs.14433.524 Lakh
7. Outlay of APO 2018-19	Rs. 40955.967 Lakh

4. **Check List Point No. 4 :** *The dates on which Quarterly Progress Reports have been sent to the Ad-hoc CAMPA. In case the timeline of one month from the end of Quarter has not been adhered to, the reasons therefor.*

**Status :** The dates of submission of QPRs (FY 2017-18) are as under :-

- QPR-I : 30<sup>th</sup> October, 2017;  
 QPR-II : 10<sup>th</sup> November, 2017;  
 QPR-III : 19<sup>th</sup> January, 2018; and  
 QPR-IV : 27<sup>th</sup> April, 2018

Delays have been due to rectification in QPRs of field formations before compilation at Hqrs. However, the field officers have been advised to take care of the same in future.

5. **Check List Point No. 5 :** *Whether project-wise and component-wise details of all remittances made to the State accounts maintained by Ad hoc CAMPA have been furnished and reconciled with the Ad hoc CAMPA. If not, the reasons therefor, together with the details of (a) the funds claimed to be remitted by the State but not reflected in Ad hoc CAMPA accounts; and (b) the funds appearing in the State CAMPA accounts but not identified by the State.*

**Status :** The project-wise and component-wise details of all remittances made to the State accounts maintained by Ad hoc CAMPA is in progress in the office of the State Nodal Officer, FC Act and will be completed soon.

The status of reconciliation of the amount sent to Ad hoc CAMPA is given below :-

Period	Amount remitted (Rs.)	Remarks
2006-07 to 2012-13	22,24,55,41,050	Reconciliation done except for a sum of Rs. 27,94,25,534 and Ad hoc CAMPA informed about the same. Reconciliation underway for the remaining sum.
2013-14	2,01,90,42,448	Reconciliation in progress.
Total	24,26,45,83,498	

6. **Check List Point No. 6 :** *Whether the accounts of the State CAMPA have been prepared in double entry format; whether their internal audit has been undertaken through a Chartered Accountant empanelled with the State AG; and whether Auditor's report has been forwarded to the State AG. The year up to which the process has been undertaken/ completed may be stated, with the reasons for backlog, if any.*

**Status :** State CAMPA accounts have so far been prepared in single entry format only and its preparation in double entry format has not yet started. Action is being taken to prepare the accounts in double entry format. The AG-empanelled Chartered Accountant has audited the accounts up to 2012-13. Action is being taken for audit of accounts of remaining years.

7. **Check List Point No. 7 :** *Performance in relation to e-Green Watch, with detailed reasons for the inaccurate and unascertainable polygons. Please also state whether (a) scrutiny at the State Hqrs. level is undertaken before the polygons are loaded on the e-Green Watch site; and (b) the response time for queries raised by the Forest Survey of India in respect of incorrect and unascertainable polygons; and (c) whether replies have been sent to Ad-hoc CAMPA letters dated 30<sup>th</sup> May 2016 and 20<sup>th</sup> February 2017.*

**Status :** The performance/ status of uploading of polygons on e-Green Watch Portal is enclosed. Since the predominantly aging frontline staff are very slow in learning the requisite skill, the progress is slow. However, it is picking up and the task will be completed at the earliest. Regional GIS Cells have been directed to ascertain the polygons before they are uploaded on the Portal.

8. **Check List Point No. 8 :** *Status of 3<sup>rd</sup> Party monitoring of CAMPA Projects.*

**Status :** An expression of Interest was invited for selection of agencies/ firms/ organisations/ institutions for carrying out monitoring and evaluation of works undertaken by State CAMPA. A total of eight agencies/ firms/ organisations/ institutions participated in the process, but none of them was found suitable by the designated committee for the job. In view of this, it was decided by the CAMPA Executive Committee to approach IIFM, Bhopal, Institute of Forest Productivity (IFP, ICFRE), Ranchi and Wildlife Institute of India (WII), Dehradun to carry out the concurrent monitoring and evaluation of the works done under Jharkhand CAMPA. There was positively. Under the circumstances, no decision could be taken. The above-mentioned leading national forestry/ wildlife sciences institutes were once again requested to reconsider our request for carrying out monitoring and evaluation of works undertaken by Jharkhand CAMPA.

Further, Ad-hoc CAMPA vide its letter no. 13-34/2016-CAMPA dated 19.12.2017 has informed about developing a framework for monitoring of all CAMPA works and selection of Agencies which may be deputed for this purpose.



- 767
9. **Check List Point No. 9 :** *Whether the replies to C&AG report have been finally accepted- in case of queries, whether these have been answered.*

**Status :** The response to the C&AG report has been sent to the Ad hoc CAMPA vide letter No. 530 dated 22.06.2015.

10. **Check List Point No. 10 :** *Whether the composition of the Steering Committee is in terms of the prescriptions laid down in the State CAMPA Guidelines, and whether departures are well accounted for. Please also state whether the NGO members are present in the meeting of the Steering Committee.*

**Status :** The composition of the Steering Committee is as per the State CAMPA Guidelines. Two NGO members on the Steering Committee have been nominated by the State Govt. and the date, time and place of every meeting shall be notified to them and they participate in the meeting.

11. **Check List Point No. 11 :** *Whether the data sought in relation to all diversion cases since year 1980, have been furnished.*

**Status :** Data pertaining to all diversion cases (since year 1980) have been compiled by the office of the State Nodal Officer (FC Act) and sent to the MoEF&CC, GoI. The MoEF&CC has referred it back for re-checking and confirmation. Accordingly, the said compiled data are being re-checked.

12. **Check List Point No. 12 :** *The total number of credits to the State CAMPA accounts since 15<sup>th</sup> Oct., 2015 and the number which have been undertaken otherwise than through e-portal. Steps taken to ensure that all credits are made through the e-portal.*

**Status :** The desired information is as under :-

1.	Total number of credits to the State CAMPA accounts since 15 <sup>th</sup> Oct., 2015	81
2.	Number which have been undertaken otherwise than through e-portal	56

The user agencies are being advised and encouraged to make credits through e-portal only.



Jharkhand CAMPA

Status of Polygon uploaded on e-Greenwatch & Remarks given by FSI

Region	Sl. No.	Division	March, 2018					April, 2018				
			Total Polygons Uploaded	Total Polygon checked	Correct	Incorrect	Unascertainable	Total Polygons Uploaded	Total Polygon checked	Correct	Incorrect	Unascertainable
1	2	3	4	5	6	7	8	9	10	11	12	13
Bokaro	1	Bokaro	125	118	31	82	5	125	118	31	82	5
	2	Dhanbad	56	56	35	17	4	56	56	35	17	4
	3	Ramgarh	50	50	21	29	0	50	50	21	29	0
	4	Giridih (E)	12	12	0	12	0	12	12	0	12	0
	5	Giridih (W)	100	100	19	77	4	100	100	19	77	4
Dumka	6	Dumka	42	42	0	42	0	42	42	0	42	0
	7	Godda	15	15	0	15	0	15	15	0	15	0
	8	Sahibganj	0	0	0	0	0	0	0	0	0	0
	9	Pakur	0	0	0	0	0	0	0	0	0	0
	10	Deoghar	20	20	0	20	0	20	20	0	20	0
	11	Jamtara	64	64	0	64	0	64	64	0	64	0
Hazaribag	12	Hazaribag (E)	54	54	26	24	4	54	54	26	24	4
	13	Hazaribag(W)	50	49	11	27	11	50	49	11	27	11
	14	Koderma	75	74	5	34	35	74	74	5	34	35
	15	Chatra (N)	102	102	22	74	6	107	102	22	74	6
	16	Chatra (S)	99	99	22	74	3	99	99	22	74	3
Palamau	17	Medininagar	25	25	0	20	5	25	25	0	20	5
	18	Latehar	44	44	27	14	3	44	44	27	14	3
	19	Garhwa (N)	30	29	6	19	4	29	29	6	19	4
	20	Garhwa (S)	44	44	22	22	0	44	44	22	22	0
Ranchi	21	Ranchi	4	4	0	4	0	4	4	0	4	0
	22	Khunti	1	1	0	1	0	1	1	0	1	0
	23	Gumla	5	5	1	4	0	5	5	1	4	0
	24	Lohardaga	1	1	0	1	0	1	1	0	1	0
	25	Simdega	12	12	0	11	1	12	12	0	11	1
Jamsedpur	26	Jamshedpur	30	30	1	29	0	30	30	1	29	0
	27	Saraikela	34	34	1	18	15	34	34	1	18	15
	28	Chaibasa	11	11	2	9	0	11	11	2	9	0
	29	Kolhan	8	8	5	3	0	8	8	5	3	0
	30	Porahat	0	0	0	0	0	0	0	0	0	0
	31	Saranda	5	5	0	5	0	5	5	0	5	0
PTR	32	PTR, Core	0	0	0	0	0	0	0	0	0	0
	33	PTR, Buffer	0	0	0	0	0	0	0	0	0	0
CCF Wildlife	34	H'bag Wildlife	3	3	0	2	1	3	3	0	2	1
	35	Ranchi Wildlife	0	0	0	0	0	0	0	0	0	0
	36	Ele. Proj. JSR	1	1	0	1	0	1	1	0	1	0
Dumka Ext.	37	Deoghar SF	26	24	1	23	0	26	24	1	23	0
	38	Dumka SF	16	16	0	14	2	16	16	0	14	2
Hazaribag Ext.	39	Hazaribag SF	42	42	30	12	0	42	42	30	12	0
	40	Koderma SF	4	6	0	6	0	6	6	0	6	0
	41	Latehar SF	24	19	3	16	0	24	19	3	16	0
	42	Garhwa SF	32	31	1	30	0	32	31	1	30	0
Ranchi Ext.	43	Ranchi SF	4	4	1	3	0	4	4	1	3	0
	44	Simdega SF	36	36	0	35	1	36	36	0	35	1
	45	Adityapur SF	17	17	0	17	0	38	17	0	17	0
	46	Chaibasa SF	30	30	1	29	0	30	30	1	29	0
Total			1353	1337	294	939	104	1379	1337	294	939	104

**Annexure:4****Additional physical and financial targets for 2018-19**

There has been shortfall in achieving the targets of the plantation activities despite best efforts. The main reason for this is that there are many sites, which were identified for Compensatory Afforestation when the proposals were moved, have either been planted under other schemes or have fully regenerated over the period of time.

A separate list of such alternative sites is being prepared, which would be sent to Govt. of India for consideration. Meanwhile, a total of 347.440 ha area with a financial target of Rs. 329.203 lakh as an unachieved target is being taken up as an additional target during FY 2018-19.

## Jharkhand CAMPA

## ANNEXURE : 5.1

Table - 1

Afforestation work from CAMPA Fund as per QPR as on 31st March

Financial Year	Compensatory Afforestation from CA fund						Other plantation from NPV fund				Total Afforestation from CAMPA fund	
	Block Plantation		Linear Plantation				Block Plantation		Linear Plantation		Ha	No. of Plants
	Ha	No. of Plants	Km	No. of Plants	Gabion	No. of Plants	Ha	No. of Plants	Gabion	No. of Plants		
1980-2006												
2006-2007												
2007-2008												
2008-2009												
2009-2010	---	---	---	---	---	---	---	---	---	---	0	0
2010-2011	---	---	49.000	9,800	---	---	---	---	---	---	49 km	9,800
2011-2012	5969.815	93,08,894	---	---	---	---	31882.00	1,09,06,340	---	---	37851.815 ha	2,02,15,234
2012-2013	4637.150	56,96,976	---	---	---	---	3576.35	55,18,399	---	---	8213.500 ha	1,12,15,375
2013-2014	2319.559	37,66,354	---	---	---	---	4624.48	77,04,384	---	---	6944.039 ha	1,14,70,738
2014-2015	3004.870	44,74,667	---	---	36000	36,000	5810.00	94,71,210	---	---	8814.870 ha + 36000 gab	1,39,81,877
2015-2016	1605.570	22,12,095	6.000	12,000	1000	1,000	6921.00	1,15,30,386	3200	3200	8526.570 ha + 6 km + 3200 gab	1,37,58,681
2016-2017	3172.275	41,30,945	184.780	3,69,560	31254	31,254	6624.00	1,04,83,734	1360	1360	9796.275 ha + 184.780 km + 32614 gab	1,50,36,853
2017-2018	4581.552	56,02,853	27.50	55,000	1,75,720	1,75,720	3491.50	49,48,285	---	---	8073.052 ha + 27.50 km + 175720 gab	1,06,98,674
Note :-	1. Govt initiated release of Funds from Financial Year 2009-10 for execution of Compensatory & NPV works in Jharkhand State.											
	2. In FY 2010-11 only 1st Year Advance work was carried out under CA & NPV afforestation schemes except the Linear plantation where advance and completion were carried out in the same financial year.											



**Jharkhand CAMPA**  
**Financial Year-wise Financial Achievements of CAMPA fund**  
**Table - 2**

Amount spent as per QPR as on 31st March							(Rs. In Lakh)	Remarks
Financial Year	CA	NPV Plantation	WLMP	CAT	All others	Total		
1980-2006								
2006-2007								
2007-2008								
2008-2009								
2009-2010	---	---	---	---	---	---		
2010-2011	2334.331	4171.785	---	---	2686.904	9193.020		
2011-2012	2545.499	5015.955	---	---	3429.751	10991.205		
2012-2013	1817.741	3071.518	1931.012	---	1375.990	8196.261		
2013-2014	2093.765	3837.446	530.150	---	3245.752	9707.113		
2014-2015	2829.685	6136.504	954.036	---	7141.563	17061.788		
2015-2016	5143.305	6850.857	872.880	---	4222.089	17089.131		
2016-2017	8232.409	6009.280	561.124	---	4674.263	19477.077		
2017-2018	3570.450	3146.599	2167.023	---	4867.647	13751.713		

**Jharkhand CAMPA**  
**Details of physical assets (FY 2010-11 to 2017-18)**

Sl.No.	Other Works	Unit	FY 2010-11	FY 2011-12	FY 2012-13	FY 2013-14	FY 2014-15	FY 2015-16	FY 2016-17	FY 2017-18	Total
1	Water Harvesting/Retention Structures	No.	601	323	229	248	340	308	1	84	2134
2	Construction of Boundary Pillars	No.	---	---	---	---	43446	---	28115	29626	101187
3	Strengthening of GIS Cells	Unit	---	---	---	---	6	6	6	6	
4	Building Construction (Frontline Staff)	No.	---	---	---	51	108	42	0	75	276
5	Construction of Causeway/Culvert	No.					30	---	13	92	135
6	Construction of Watch Tower	No.								80	80
7	Vehicles (Frontline Staff)	No.	---	---	---	60	54	16	1	5	136

Ad-hoc

**Compensatory Afforestation Fund Management and Planning Authority**  
Constituted by the Hon'ble Supreme Court of India, by Order dated 5<sup>th</sup> May 2006 in  
IA No.1337 with IA Nos.827, 1122, 1216, 1473 in  
WP (Civil) No.202 of 1995 : T N Godavarman Thirumalpad Vs Union of India & Ors.

4<sup>th</sup> floor, Block No.3, CGO Complex, New Delhi – 110 003  
Tel No.(011) 24368006. FAX No.(011) 24368007. E-mail : [adhoc-campa-mef@nic.in](mailto:adhoc-campa-mef@nic.in)

**No.15-2(16)/2018-CAMPA**

**Dated the 30 July, 2018**

The Assistant General Manager,  
Corporation Bank,  
Lodhi Complex Branch,  
Block No.11, CGO Complex,  
Lodi Road, **New Delhi 110003.**


**Sub.: CAMPA – Jharkhand – release of funds against APO for the year 2017-18 & 2018-19.**

Sir,

It is requested that :

- (3) an amount of Rs.152,12,50,000.00 (Rupees one hundred fifty two crores twelve lakh fifty thousand only) may kindly be transferred immediately from flexi A/c No.520141001596663 maintained in your Bank in the name of Compensatory Afforestation Fund (CAF) (Main Account) to SB A/c No.520101263743558 in the name of Jharkhand State CAF in your Bank ;
- (4) an amount of Rs.152,12,50,000.00 (Rupees one hundred fifty two crores twelve lakh fifty thousand only) may kindly be transferred immediately from SB A/c No.520101263743558 in the name of Jharkhand State CAF in your Bank to A/c No.380302050000242 in the name of Jharkhand State CAMPA in Union Bank of India, Ranchi [IFSC Code UBIN0538035].

Yours faithfully,

  
(Siddhantha Das)

**Director General of Forests & Special Secretary/  
Chairman, Ad-hoc CAMPA**

Copy to the Principal Chief Conservator of Forests/Head of Forest Force, Department of Forests, Government of Jharkhand, Van Bhavan, Doranda, Ranchi-834002 with reference to letter No.233 dated the 25.06.2018.

2. The present release of Rs.152.12 crore for the year 2018-19 which includes :

- (i) An amount of Rs.134.12 crores for the year 2018-19 ;
- (ii) An amount of Rs.18 crores balance amount for the year 2017-18.

3. The total release of Rs.152.12 crores for both the years as mentioned in para 2 above is being made after deduction of the non-permissible activities of Rs.10.02 crores viz. Audit/Internal audit/meeting/workshop/ seminar/technical support etc. (Rs.4 crore), wages



1741  
of staff/POL for vehicles (Rs.3.82 crore), internet connectivity/cable network (Rs.2 crore) and travel expenses of temporary staff (Rs.20 lakh).

4. The APO of Rs.426.25 crores for the year 2018-19 is approved which includes :

- (i) Rs.268.25 crore for the year 2018-19 ;
- (ii) Rs.100 crores unspent balance ;
- (iii) Rs.40 crores including interest is unspent and lying with division/circles ; and
- (iv) Rs.18 crore balance amount for the year 2017-18.

5. The present release of funds is further subject to the Jharkhand State CAMPA not functioning in the Society mode and is further subject to the following conditions, viz. :

- (i) it is ensured that only those activities as are permitted as per the State CAMPA Guidelines read with Hon'ble Supreme Court's interim order dated 10.07.2009 and guidelines issued by the National CAMPA Advisory Council from time to time shall be executed;
- (ii) while carrying out the work of utilizing these funds the broad guidelines adopted by NREGA may be followed and as far as possible work may be allotted mostly to rural unemployed people, maintaining the minimum wage level ;
- (iii) amounts towards CA as being sanctioned herein shall be utilized for taking up site specific works already approved by MoEF&CC while granting prior approval under the Forest (Conservation) Act, 1980, which are eligible as per the CAMPA guidelines and decisions communicated from time to time ;
- (iv) State CAMPA shall create database containing GPS location of works executed from CAMPA funds, including shape file of plantation locations ;
- (v) Only those items of work which are taken up and duly and specifically approved by the State CAMPA Steering Committee, subject further to (i) above shall be permitted;
- (vi) Maintenance, as per approved cost norms, of afforestation works undertaken in the previous years from CAMPA funds, unless such afforestation works, if any, have been formally declared as failed efforts, shall form first charge on funds released. Details of failed efforts, if any, shall be shared with the ad-hoc CAMPA ;
- (vii) Periodical reports/ returns as stipulated in this Ministry's circulated dated 17<sup>th</sup> May 2012 are furnished in time ; and
- (viii) Annual audit of funds shall be undertaken as per the provisions indicated in the State CAMPA Guidelines.

(Siddhantha Das)  
Director General of Forests & Special Secretary/  
Chairman, Ad-hoc CAMPA

Copy to the Additional Principal Chief Conservator of Forests (Central), Regional Office (Eastern Central Zone), Ministry of Environment Forest and Climate Change, Bugalow No.A-2, Shyamali Colony, Ranchi - 834 002.

(Siddhantha Das)  
Director General of Forests & Special Secretary/  
Chairman, Ad-hoc CAMPA





Respected Sir,

Sub : Annual Plan of Operation 2018-19 of Jharkhand CAMPA.

I am grateful to the Ministry for approval of the APO 2018-19 of Jharkhand CAMPA vide letter no. 15-2(16)/2018-CAMPA dated 30.07.2018. The works under the approved APO would strengthen management, regeneration, and development of forest and wildlife in the State under the twins principles of sustainable forest management and peoples' participation.

There are a few minor issues over which your kind reconsideration is requested in order to make the APO 2018-19 of Jharkhand achieve its full objectives. These are :-

- (i) The unspent balance of Rs. 22.103 cr. Available with State CAMPA was listed in the proposal submitted to Govt. of India, but the same was inadvertently left in the above GOI sanction order dated 30.07.2018. Thus, the amount of APO mentioned in para 4 of the sanction order may please be revised to Rs. 448.353 cr. (Rs. 426.25 cr. +Rs. 22.103 cr.).
- (ii) The following items have been disallowed in the above GOI sanction order dated 30.07.2018 even through these are both essential works and are permissible as per the provisions laid down under the Draft CAMPA Rules, 2018.

Jharkhand State Government have taken a path-breaking initiative of formulating the Jharkhand "Vision and Action Plan to 2021" under which **Sustainable Forest Management** (SFM) has been identified as one of the 13 Thematic Areas. Jharkhand Forest Department is the Lead Department for this Thematic Area, whereas 13 other Departments of the State Government have been identified as Support Departments to SFM. Similarly, Forest Department is the Support Department for 7 other major Thematic Areas including rural development, sustainable energy etc. All of these works have to be undertaken in a "Convergence" mode that also entails integration of all 14,500 village-level JFM Micro plans of the State with the Working plan being formulated/revised as per the Working Plan Code. This unique initiative is very much vital to the specific requirements of Jharkhand forests most of which are ex-Zamindari forests and being situated in small patches interspersed with agriculture and habitation face tremendous biotic pressure. A dedicated and expert work force and continuous monitoring and evaluation through GIS and MIS systems down to-the field level mobile applications is necessary to help the forest Deptt. steer the required process re-engineering, strategic actions and multi-dimensional initiatives. Accordingly, provisions have been made in the APO proposal submitted to Govt. of India after thorough

176

deliberation on these issues, including for Rs. 4.00 cr. and Rs. 2.00 cr. respectively under the heads "Monitoring and Evaluation" and "Information Technology & Evaluation". Both these heads are permissible items under Rule 5(4)(g) and Rule 5(4)(b) respectively of CAMPA Draft Rules, 2018. The above items therefore, may please be allowed in the interest of SFM.

We would be grateful if revised sanction order is issued incorporating the above requested modifications at an early date. All necessary directions of Government of India and provisions of CAF Rules, 2018 shall be followed by the State Forest Department in the implementation of the above APO.

With best regards,

Yours Sincerely,

*Sanjay Kumar*  
(Sanjay Kumar) 16/8/18

To

**Shri Siddhanta Das**

Director General, Forests & Special Secretary to Govt. of India  
Ministry of Environment, Forest & Climate Change  
New Delhi-110003.

Adhoc-CAMPA PA: A 16/8/18  
manjy



**Ad-hoc**

**Compensatory Afforestation Fund Management and Planning Authority**

Constituted by the Hon'ble Supreme Court of India, by Order dated 5<sup>th</sup> May 2006 in  
IA No.1337 with IA Nos.827, 1122, 1216, 1473 in  
WP (Civil) No.202 of 1995 : T N Godavarman Thirumalpad Vs Union of India & Ors.

4<sup>th</sup> floor, Block No.3, CGO Complex, New Delhi – 110 003  
Tel No.(011) 24368006. FAX No.(011) 24368007. E-mail : [adhoc-campa-mef@nic.in](mailto:adhoc-campa-mef@nic.in)

**No.15-2(16)/2018-CAMPA**

**Dated the 14<sup>th</sup> September, 2018**

The Assistant General Manager,  
Corporation Bank,  
Lodhi Complex Branch,  
Block No.11, CGO Complex,  
Lodi Road, **New Delhi 110003.**

**Sub.: CAMPA – Jharkhand – release of funds against APO 2018-19.**

Sir,

It is requested that :

- (1) an amount of Rs.134,12,50,000.00 (Rupees one hundred thirty four crores twelve lakhs fifty thousand only) may kindly be transferred immediately from flexi A/c No.520141001596663 maintained in your Bank in the name of Compensatory Afforestation Fund (CAF) (Main Account) to SB A/c No.520101263743558 in the name of Jharkhand State CAF in your Bank ;
- (2) an amount of Rs.134,12,50,000.00 (Rupees one hundred thirty four crores twelve lakhs fifty thousand only) may kindly be transferred immediately from SB A/c No.520101263743558 in the name of Jharkhand State CAF in your Bank to A/c No.380302050000242 in the name of Jharkhand State CAMPA in Union Bank of India, Ranchi [IFSC Code UBIN0538035].

(D. K. SINHA)

Yours faithfully,

IG Forest ( Forest Cons), Govt of India  
Min of Environment, Forest & Climate Change  
Chief Executive Officer, Ad-hoc CAMPA  
Member Secy, National CAMPA Advisory Council  
IP Bhawan, Jorbagh, New Delhi - 110003

(D.K. Sinha)

Inspector General of Forests/  
Chief Executive Officer, Ad-hoc CAMPA

Copy to the Principal Chief Conservator of Forests/HoFF, Department of Forests, Government of Jharkhand, Van Bhavan, Doranda, Ranchi-S34002 with reference to letter No.233 dated the 25.06.2018.

2. The present release of Rs.134.12 crores as the 2<sup>nd</sup> instalment balance amount for the year 2018-19 against the entitlement for Annual Plan of Operation 2018-19. It is to be spent as per CAMPA guidelines and keeping in view the provisions of CAF Act, 2016 and CAF Rules, 2018 made therein which have been notified recently.


3. Any other conditions set out in sanction of even number dated the 30<sup>th</sup> July, 2018 remain unchanged.



(D.K. Sinha)

Inspector General of Forests/  
Chief Executive Officer, Ad-hoc CAMPA

Copy to the Additional Principal Chief Conservator of Forests (Central), Regional Office (Eastern Central Zone), Ministry of Environment Forest and Climate Change, Bugalow No.A-2, Shyamali Colony, Ranchi - 834 002.



(D.K. Sinha)

**Inspector General of Forests/  
Chief Executive Officer, Ad-hoc CAMPA**



Ad-hoc

**Compensatory Afforestation Fund Management and Planning Authority**  
Constituted by the Hon'ble Supreme Court of India, by Order dated 5<sup>th</sup> May 2006 in  
IA No.1337 with I.A. Nos.827, 1122, 1216, 1473 in  
WP (Civil) No.202 of 1995 : T N Godavarman Thirumalpad Vs Union of India & Ors.

4<sup>th</sup> floor, Block No.3, CGJ Complex, New Delhi – 110 003  
Tel No.(011) 24368006. FAX No.(011) 24368007. E-mail : [adhoc-campa-mef@nic.in](mailto:adhoc-campa-mef@nic.in)

**No.15-2(16)/2018-CAMPA**

**Dated the 30 July, 2018**

The Assistant General Manager,  
Corporation Bank,  
Lodhi Complex Branch,  
Block No.11, CGO Complex,  
Lodi Road, **New Delhi 110003.**


**Sub.: CAMPA – Jharkhand – release of funds against APO for the year 2017-18 & 2018-19.**

Sir,

It is requested that :

- (3) an amount of Rs.152,12,50,000.00 (Rupees one hundred fifty two crores twelve lakh fifty thousand only) may kindly be transferred immediately from flexi A/c No.520141001596663 maintained in your Bank in the name of Compensatory Afforestation Fund (CAF) (Main Account) to SB A/c No.520101263743558 in the name of Jharkhand State CAF in your Bank ;
- (4) an amount of Rs.152,12,50,000.00 (Rupees one hundred fifty two crores twelve lakh fifty thousand only) may kindly be transferred immediately from SB A/c No.520101263743558 in the name of Jharkhand State CAF in your Bank to A/c No.380302050000242 in the name of Jharkhand State CAMPA in Union Bank of India, Ranchi [IFSC Code UBIN0538035].

Yours faithfully,

  
(Siddhantha Das)

Director General of Forests & Special Secretary/  
Chairman, Ad-hoc CAMPA

Copy to the Principal Chief Conservator of Forests/Head of Forest Force, Department of Forests, Government of Jharkhand, Ven Bhavan, Doranda, Ranchi-834002 with reference to letter No.233 dated the 25.06.2018.

2. The present release of Rs.152.12 crore for the year 2018-19 which includes :

- (i) An amount of Rs.134.12 crores for the year 2018-19 ;
- (ii) An amount of Rs.18 crores balance amount for the year 2017-18.

3. The total release of Rs.152.12 crores for both the years as mentioned in para 2 above



1744  
of staff/POL for vehicles (Rs.3.82 crore), internet connectivity/cable network (Rs.2 crore) and travel expenses of temporary staff (Rs.20 lakh).

4. The APO of Rs.426.25 crores for the year 2018-19 is approved which includes :

- (i) Rs.268.25 crore for the year 2018-19 ;
- (ii) Rs.100 crores unspent balance ;
- (iii) Rs.40 crores including interest is unspent and lying with division/circles ; and
- (iv) Rs.18 crore balance amount for the year 2017-18.

5. The present release of funds is further subject to the Jharkhand State CAMPA not functioning in the Society mode and is further subject to the following conditions, viz. :

- (i) it is ensured that only those activities as are permitted as per the State CAMPA Guidelines read with Hon'ble Supreme Court's interim order dated 10.07.2009 and guidelines issued by the National CAMPA Advisory Council from time to time shall be executed;
- (ii) while carrying out the work of utilizing these funds the broad guidelines adopted by NREGA may be followed and as far as possible work may be allotted mostly to rural unemployed people, maintaining the minimum wage level ;
- (iii) amounts towards CA as being sanctioned herein shall be utilized for taking up site specific works already approved by MoEF&CC while granting prior approval under the Forest (Conservation) Act, 1980, which are eligible as per the CAMPA guidelines and decisions communicated from time to time ;
- (iv) State CAMPA shall create database containing GPS location of works executed from CAMPA funds, including shape file of plantation locations ;
- (v) Only those items of work which are taken up and duly and specifically approved by the State CAMPA Steering Committee, subject further to (i) above shall be permitted;
- (vi) Maintenance, as per approved cost norms, of afforestation works undertaken in the previous years from CAMPA funds, unless such afforestation works, if any, have been formally declared as failed efforts, shall form first charge on funds released. Details of failed efforts, if any, shall be shared with the ad-hoc CAMPA ;
- (vii) Periodical reports/ returns as stipulated in this Ministry's circulated dated 17<sup>th</sup> May 2012 are furnished in time ; and
- (viii) Annual audit of funds shall be undertaken as per the provisions indicated in the State CAMPA Guidelines.

(Siddhantha Das)

Director General of Forests & Special Secretary/  
Chairman, Ad-hoc CAMPA

Copy to the Additional Principal Chief Conservator of Forests (Central), Regional Office (Eastern Central Zone), Ministry of Environment Forest and Climate Change, Bugalow No.A-2, Shyamali Colony, Ranchi - 834 002.

(Siddhantha Das)

Director General of Forests & Special Secretary/  
Chairman, Ad-hoc CAMPA



Ad-hoc

**Compensatory Afforestation Fund Management and Planning Authority**

Constituted by the Hon'ble Supreme Court of India, by Order dated 5<sup>th</sup> May 2006 in  
IA No.1337 with IA Nos.827, 1122, 1216, 1473 in  
WP (Civil) No.202 of 1995 : T N Godavarman Thirumalpad Vs Union of India & Ors.

4<sup>th</sup> floor, Block No.3, CGO Complex, New Delhi – 110 003  
Tel No.(011) 24368006. FAX No.(011) 24368007. E-mail : [adhoc-campa-mef@nic.in](mailto:adhoc-campa-mef@nic.in)

**No.15-2(16)/2018-CAMPA**

**Dated the 14<sup>th</sup> September, 2018**

The Assistant General Manager,  
Corporation Bank,  
Lodhi Complex Branch,  
Block No.11, CGO Complex,  
Lodi Road, New Delhi 110003.

**Sub.: CAMPA – Jharkhand – release of funds against APO 2018-19.**

Sir,

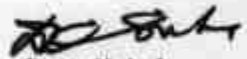
It is requested that :

- (1) an amount of Rs.134,12,50,000.00 (Rupees one hundred thirty four crores twelve lakhs fifty thousand only) may kindly be transferred immediately from flexi A/c No.520141001596663 maintained in your Bank in the name of Compensatory Afforestation Fund (CAF) (Main account) to SB A/c No.520101263743558 in the name of Jharkhand State CAF in your bank ;
- (2) an amount of Rs.134,12,50,000.00 (Rupees one hundred thirty four crores twelve lakhs fifty thousand only) may kindly be transferred immediately from SB A/c No.520101263743558 in the name of Jharkhand State CAF in your Bank to A/c No.380302050000242 in the name of Jharkhand State CAMPA in Union Bank of India, Ranchi [IFSC Code UBIN0538035].

(D. K. SINHA)

Yours faithfully,

IG Forest ( Forest Cons), Govt of India  
Min of Environment, Forest & Climate Change  
Chief Executive Officer, Ad-hoc CAMPA  
Member Secy, National CAMPA Advisory Council  
IP Bhawan, Jorbagh, New Delhi-110003  
Inspector General of Forests/  
Chief Executive Officer, Ad-hoc CAMPA



(D.K. Sinha)

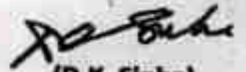
Copy to the Principal Chief Conservator of Forests/HoFF, Department of Forests, Government of Jharkhand, Van Bhawan, Doranda, Ranchi-834002 with reference to letter No.233 dated the 25.06.2018.

2. The present release of Rs.134.12 crores as the 2<sup>nd</sup> instalment balance amount for the year 2018-19 against the entitlement for Annual Plan of Operation 2018-19. It is to be spent as per CAMPA guidelines and keeping in view the provisions of CAF Act, 2016 and CAMPA Rules, 2018 made therein which have been notified recently.

3. Any other conditions set out in sanction of even number dated the 30<sup>th</sup> July, 2018 remain unchanged.



Copy to the Additional Principal Chief Conservator of Forests (Central), Regional Office (Eastern Central Zone), Ministry of Environment Forest and Climate Change, Bugalow No.A-2, Shyamali Colony, Ranchi - 834 002.



(D.K. Sinha)

Inspector General of Forests/  
Chief Executive Officer, Ad-hoc CAMPA





Letter No.: 233

Dated : 25/06/2018

To

Shri D.K Sinha,  
CEO, Ad-hoc CAMPA,  
Ministry of Environment, Forest & Climate Change.  
Indira Paryavaran Bhawan,  
Room No. 506, Agni Wing,  
Jorbag, New Delhi-110003

**Sub. : Submission of Annual Plan of Operation of Jharkhand CAMPA for the Year 2018-19**


Sir,

Please find enclosed the Annual Plan of Operation (APO) of Jharkhand CAMPA for the year 2018-19. The APO has been approved by the State Level Steering Committee in its meeting held on 11<sup>th</sup> June, 2018 under the Chairmanship of the Chief Secretary, Jharkhand (copy of the proceedings of the meeting enclosed).

Total amount of APO 2018-19 as approved by the Steering Committee is for Rs. 40955.967 lakh (Rs. Four hundred nine crore fifty five lakh ninety six thousand and seven hundred) only.

The prescribed forms and provisions of draft Compensatory Afforestation Fund Rules, 2018 as notified by the Ministry on 16<sup>th</sup> Feb, 2018 have been kept in mind while preparing the APO. It is requested to kindly consider the sanction of the APO for the current financial year and to release the amount at the earliest.

Encl.-As above.

Yours faithfully,  
  
25.06.2018


(Sanjay Srivastava)  
Additional Principal Chief Conservator of Forest,  
CAMPA, Jharkhand

DIG(FC)  
Dy. No. E-167096  
Date: 18/7/2018

O/o IGF (DKS)  
Dy. No. E-167096  
Date: 17-7-2018

Examined and  
approved

  
16/7

DIG(FC)  
  
17/7  
Admn. CAMPA

Proceedings of the meeting of the State Level Steering Committee of Jharkhand CAMPA held on 11<sup>th</sup> June, 2018 under the chairmanship of the Chief Secretary, Govt. of Jharkhand.

1. A meeting of the State Level Steering Committee of Jharkhand CAMPA was held on 11<sup>th</sup> June, 2018 under the chairmanship of the Chief Secretary, Jharkhand.
2. List of participants is enclosed (Annexure-I).
3. The agenda items were taken up for discussion and following decisions were taken :-
  - a) **Agenda No. 1 :** The proceedings of the last meeting of the State Level Steering Committee held on 29<sup>th</sup> May, 2017 were confirmed. It was decided to organize the State Level Steering Committee meeting atleast twice a year as prescribed in the rules.
  - b) **Agenda No. 2 :** *Ex-post facto* approval was accorded by the Committee for the following works undertaken in 2017-18 :
    - (i) DGPS survey work carried out for 7589 forest boundary pillars in seven Forest Divisions at a cost of Rs. 71.586 lakhs to create and regularly update GIS based decision support database; and
    - (ii) Release of Rs. 1259.60 lakhs as 50% cost of construction of 67 sets of 4-units of Forest Guard quarters in view of revised design adopted under the State Plan scheme, as against the approved APO for construction of 113 no. of single-unit quarters for Rs. 1130.00 lakh, in order to instil confidence and provide safety to frontline staff in the field that has witnessed absence of forest field.
  - c) **Agenda No. 3 :** Total fund availability for Jharkhand CAMPA during 2018-19 would be to the tune of Rs. 440 crore. The proposals placed before the Committee in respect of APO 2018-19 were discussed and the APO for 2018-19 was approved with additional provisions for the following:
    1. With a view to add value to sustainable harvest of medicinal plants and support livelihoods of forest-dependent communities, Common Facility Centres for processing of medicinal plants be established in Sahebganj, Deoghar and Bokaro as a part of a pilot project. Such Centres may have a direct linkage with the market. Improved livelihoods would help participation of local communities and thus sustainable forest management;
    2. Construction of Forest Guard quarters in Forest Divisions may be taken up by keeping to the extent possible their location and aesthetics in tune with the local surroundings ;
    3. The work of need-based repair of forest roads may be taken up on priority for better connectivity and protection of forests; and
    4. Third party monitoring of CAMPA works may be undertaken in line with the framework being developed by Ad-hoc CAMPA, Govt. of India for monitoring of CAMPA works.

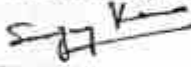
The Executive Summary of the APO 2018-19 (Rs. 40955.967 lakh) as approved by the Steering Committee is enclosed as Annexure-II.


82  
[Handwritten signatures and initials]




- d) **Agenda No. 4:** There is a need to immediately incur expenditure for completion and maintenance works under ongoing schemes which are continuing from previous years. These completion and maintenance works are part of the APO 2018-19 as being approved by the Steering Committee. Therefore, the Committee approved the expenditure on such completion and maintenance works from available funds, in anticipation of approval of APO 2018-19 by Govt. of India.
- e) **Agenda No. 5:** The proposal to release the balance amount of Rs. 597.810 lakh towards completion of linear bamboo gabion plantation under Compensatory Afforestation scheme of Dumka Forest Division was approved. This approval has been necessitated because of the inadvertent application of the Schedule of Rates for a different type of scheme leading to approval of lower than required funds for this scheme in APO 2017-18.
- f) **Agenda No. 6:** The status in respect of 12 points contained in the Check List as per the Ad-hoc CAMPA letter No. 15 -2(0)/2017-CAMPA, dated 21.02.2017; status of additional physical and financial targets for the current year APO; and the information sought by MoEF&CC vide its letter dated 12.12.2017 about annual physical and financial achievements from CAMPA funds, which are required to accompany APO 2018-19, was noted. It was decided to enclose a copy of these information with the proceedings of the meeting (Annexure-III).
- g) **Agenda No. 7: Others:** In addition to the above, the Committee observed that in order to have better dissemination of information and knowledge towards wildlife, audio-visual facilities may be developed at appropriate places with prominent signages and display boards with frequent educational shows and quizzes etc. for the public.


The meeting ended with a vote of thanks to the Chair.


  
(Sanjay Kumar)  
Principal Chief Conservator of Forests  
& HoFF, Jharkhand


  
(I.S. Chaturvedi)  
Additional Chief Secretary  
Deptt. of Forest, Env't. & Climate  
Change, Govt. of Jharkhand

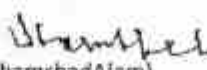
  
(Sudhir Tripathi)  
Chief Secretary  
Govt. of Jharkhand


  
(Satendra Singh)  
Secretary (Expenditure)  
Deptt. of Finance, Jharkhand


  
(Shashi Nandkeolyar)  
PCCF & Executive Director-cum- Nodal  
Officer, Jharkhand

  
(L.R. Singh)  
Principal Chief Conservator of Forests,  
Wildlife & CWLW, Jharkhand

  
(Vasant Kiran Babu)  
Representing:  
Addl. Principal Chief Conservator of  
Forests (Central), MoEF&CC, Ranchi

  
(Shamshad Alam)  
Representing:  
Secretary,  
PRADAN, Ranchi

  
(Sanjay Srivastava)  
Additional Principal Chief Conservator of  
Forests, CAMPA, Jharkhand

  
(Dr. A.K. Mandal)  
Representing:  
Secretary, R K Mission, Ranchi



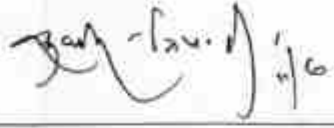







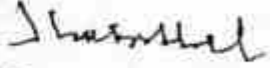

List of participants in the meeting of the State Level Steering Committee of Jharkhand CAMPA held on 11<sup>th</sup> June, 2018

1. Shri Sudhir Tripathi, Chief Secretary, Jharkhand (Chairperson);
2. Shri I.S. Chaturvedi, Additional Chief Secretary, Department of Forest, Environment & Climate Change, Govt. of Jharkhand;
3. Dr. Sanjay Kumar, Principal Chief Conservator of Forests & HoFF, Jharkhand;
4. Shri L.R. Singh, Principal Chief Conservator of Forests, Wildlife & Chief Wildlife Warden, Jharkhand;
5. Shri Shashi Nandkeolyar, PCCF & Executive Director, Wasteland Development Board –cum- Nodal Officer, FC Act, Jharkhand
6. Shri Satendra Singh, Secretary ( Expenditure), Dept. of Finance, Govt. of Jharkhand
7. Shri Vasant Kiran Babu, Deputy Conservator of Forests (Central), Ministry of Environment, Forests & Climate Change, Govt. of India, East-Central Region, Ranchi;
8. Dr. A.K. Mandal, Representative of Ram Krishna Mission, Ranchi (NGO Member);
9. Shri Shamshad Alam, Representative of PRADAN, Ranchi (NGO Member); and
10. Dr. Sanjay Srivastava, Additional Principal Chief Conservator of Forests, CAMPA, Jharkhand, Ranchi (Member-Secretary).

.....

दिनांक 11.06.2018 को मुख्य सचिव, झारखण्ड, राँची की अध्यक्षता में आयोजित  
झारखण्ड कैम्पा परिचालन समिति (Steering Committee) की बैठक

उपस्थिति :-

क्र० सं०	पदाधिकारी/सदस्यगण का पदनाम	हस्ताक्षर
1	मुख्य सचिव, झारखण्ड, राँची	अध्यक्ष 
2	अपर मुख्य सचिव, (दफ्ता) वित्त एवं योजना विभाग, झारखण्ड, राँची	सदस्य 
3	अपर मुख्य सचिव, वन, पर्यावरण एवं जलवायु परिवर्तन विभाग, झारखण्ड, राँची	सदस्य 
4	प्रधान मुख्य वन संरक्षक, झारखण्ड, राँची	सदस्य 
5	प्रधान मुख्य वन संरक्षक, वन्यप्राणी एवं मुख्य वन्यप्राणी प्रतिपालक, झारखण्ड, राँची	सदस्य 
6	प्रधान मुख्य वन संरक्षक-सह- कार्यकारी निदेशक, बंजर भूमि विकास बोर्ड, झारखण्ड, राँची	सदस्य 
7	अपर प्रधान मुख्य वन संरक्षक (केन्द्रीय), पर्यावरण, वन एवं जलवायु परिवर्तन मंत्रालय, भारत सरकार, क्षेत्रीय कार्यालय श्यामली कॉलोनी, डोरण्डा, राँची	सदस्य for 
8	सचिव, रामकृष्ण मिशन आश्रम, मोराहाबादी, राँची	सदस्य 
9	सचिव, प्रदान, अशोकनगर, राँची	सदस्य 
10	अपर प्रधान मुख्य वन संरक्षक, कैम्पा, झारखण्ड, राँची	सदस्य-सचिव 
11		
12		
13		

**JHARKHAND CAMPA**  
**Annual Plan of Operation 2018-19**  
**Executive Summary**

*(As recommended by the State CAMPA Steering Committee in its meeting held on 11<sup>th</sup> June, 2018)*

The Annual Plan of Operation (APO) for the year 2018-19 consists of three parts as per details given below:

**Part-I : Compensatory/ Penal Compensatory Afforestation (CA/PCA)**

**Part-I.A :** Activities to be undertaken for completion and maintenance of old plantations under Compensatory Afforestation (CA), Penal Compensatory Afforestation (PCA) and compliance of additional conditions stipulated by Government of India while according forest clearances under Forest (Conservation) Act, 1980;

**Part-I.B :** New activities proposed under CA, PCA and compliance of additional conditions.

**Part-II : Net Present Value (NPV)**

**Part-II.A :** Activities to be undertaken for completion and maintenance of old plantations under Net Present Value (NPV) component;

**Part-II.B :** New activities proposed under NPV component; and

**Part-III : Compensatory Building Construction :** Construction of buildings in lieu of buildings damaged due to NHA Project of NH-33 Widening in Hazaribag.

A sum of **Rs. 40955.967 lakh (Rupees Four hundred nine crore fifty five lakh ninety six thousand and seven hundred only)** is required to implement various activities proposed in the APO, the details of which are given below:

**Part-I: Compensatory/ Penal Compensatory Afforestation (CA/PCA)**  
**(Rs. 10742.520 lakh)**

**Part-I.A : Completion & Maintenance of old plantations (Rs. 3025.765 lakh) :** The physical and financial targets of various activities proposed under this head are as follows:

SLNo.	Activities	Unit	Outlay (Rs. in lakh)
1	Completion of block plantations, 2 <sup>nd</sup> year work	1868.239 Ha	497.837
2	Completion of linear plantations, 2 <sup>nd</sup> year work	13.237 Km	17.256
3	Completion of gabion plantations, 2 <sup>nd</sup> year work	174166 Gabions	599.954
4	Maintenance of block plantations, 3 <sup>rd</sup> year work	4581.552 Ha	483.907
5	Maintenance of linear plantations, 3 <sup>rd</sup> year work	27.500 Km	39.229
6	Maintenance of gabion plantations, 3 <sup>rd</sup> year work	175720 Gabion	601.818
7	Maintenance of block plantations, 4 <sup>th</sup> year work	3172.275 Ha	306.270
8	Maintenance of linear plantations, 4 <sup>th</sup> year work	184.780 Km	78.247



Sl.No.	Activities	Unit	Outlay (` in lakh)
9	Maintenance of gabion plantations, 4 <sup>th</sup> year work	31254 Gabion	107.041
10	Maintenance of block plantations, 5 <sup>th</sup> year work	1605.570 Ha	139.871
11	Maintenance of linear plantations, 5 <sup>th</sup> year work	6.00 Km	5.042
12	Maintenance of gabion plantations, 5 <sup>th</sup> year work	1000 Gabion	1.787
13	Maintenance of block plantations, 6 <sup>th</sup> year work	3004.870 Ha	56.318
14	Maintenance of gabion plantations, 6 <sup>th</sup> year work	36000 Gabion	64.328
15	Maintenance of block plantations, 7 <sup>th</sup> year work	2319.559 ha	26.860
	<b>Total</b>		<b>3025.765</b>

**Part-I.B : New activities proposed under CA, PCA and compliance of additional conditions (Rs. 7716.755 lakh) :** The physical and financial targets of various activities proposed under this head are as follows:

Sl.No.	Activities	Unit	Outlay (Rs.in lakh)
1	Advance work for block plantations (Forest land)	3506.691 Ha	3510.301
2	Advance work for block plantations (Non-Forest land)	1186.078 Ha	1201.636
3	Advance work for block plantations-PCA (Forest land)	569.250 Ha	626.479
4	Advance work for block plantations-Safety Zone (Forest land)	39.125 Ha	46.911
5	Advance work for linear plantations (Condition compliance)	96.320 Km	1590.063
6	Advance work for linear plantations (Condition compliance)	610 Gabion	14.790
7	Silvicultural operation (Condition compliance)	200.000 Ha	73.962
8	Wildlife management scheme (Condition compliance)		454.506
9	Construction of Check dam (Condition compliance)	18 Nos.	120.000
10	Conservation of Flora & Fauna (Condition compliance)	4607.84 Ha	38.666
11	Creation of Water-hole (Condition compliance)		20.000
12	Fire protection (Condition compliance)		3.040
13	Vulture conservation (Condition compliance)		16.400
	<b>Total</b>		<b>7716.755</b>
	<b>Grand Total</b>		<b>10742.520</b>

**Part-II : Net Present Value (NPV) (Rs. 30143.498 lakh)**

**Part-II.A : Completion & Maintenance of old plantations (Rs. 2071.171 lakh) :** The physical and financial targets of various activities proposed under this head are as follows :

Sl.No.	Activities	Unit	Outlay (Rs. in lakh)
1	Maintenance of block plantations, 3 <sup>rd</sup> year work	3491.500 Ha	411.343
2	Maintenance of block plantations, 4 <sup>th</sup> year work	6624.000 Ha	727.780
3	Silviculture, Natural Regeneration & SMC, 2 <sup>nd</sup> year work	2199.430 Ha	221.905
4	Silviculture, Natural Regeneration & SMC, 3 <sup>rd</sup> year work	850.000 Ha	14.729
5	Maintenance of Permanent Nurseries	86,250 Ha	695.414
	<b>Total</b>		<b>2071.171</b>

**Part-II.B : New activities (Rs. 28072.327 lakh) :** The physical and financial targets of various new activities areas as follows:

Sl. No.	Activities	Unit	Outlay (Rs. in lakh)
<b>Natural Forest Management</b>			
1	Silviculture, Natural Regeneration & SMC, 1 <sup>st</sup> year work	12400.00 Ha	4585.661
2	Check dams/earthen water retention structures	330 Nos.	1980.000
3	Development/ strengthening of Permanent Nursery Infrastructure		100.000
	<b>Total</b>		<b>6665.661</b>
<b>Forest Protection</b>			
4	Normal building repair (Frontline staff quarters :FRO-121 + Fr-210 + FG-540 = 871, Barrack-9, Hazat-30, Check Naka-49& RI Hut-9)	968 Nos.	403.860
5	Construction of new building (Frontline staff quarters: FROs' Office-cum-Residence 29 + Fr Qrs23 + FG Qrs. (Completion 67 sets of 4 units& 160 sets of 4 units = 279)	279 Nos.	7067.752
6	Normal repair of forest roads	2670.36 Km	386.767
7	Construction of causeway/culvert	121 Nos.	666.569
8	Consolidation of boundary pillars	55555 Nos.	1871.648
9	Construction of Boundary wall- 2158' (FTS, Mahilong- 1958' & Betla of PTR- 200')	2 Nos.	48.468
10	Purchase of vehicles (4-wheeler) for frontline staff	32Nos.	256.000
11	Distribution of improved cook stove and solar lantern in forest fringe villages	6623 HH	397.380
12	Deployment of Home Guards @ Rs. 450/- per day (Apr 18-June 18)	650 Nos.	266.175
	Deployment of Home Guards @ Rs. 450/- per day (July 18-Mar 19)	305 Nos.	376.065
13	Deployment of members of JFMCs/EDCs for protection of forests @ Rs. 237.38 x 26 x 9 months (July 18-March 19)	305 Nos.	169.418
14	Provision of POL for patrolling vehicles	167 Vehicles	200.400
15	Deployment of drivers for patrolling vehicles	167 Drivers	182.584
16	Procurement of Tree Transplanter through hiring	1 No.	150.000
	<b>Total</b>		<b>12443.086</b>
<b>Working Plan and related works</b>			
17	Strengthening/ reinforcement of GIS cells	6 Nos.	110.248
18	Data collection for making Working Plans		200.000
	Preparation of 5000 Micro plans @ Rs. 10,000.00 per plan	5000	500.000
	Capacity Building of 5000 JFMCs for making Micro Plans @ Rs. 20,000.00 per JFMC	5000	1000.000
	Survey and research for forest based nutrition, health and livelihood security		200.000
19	Constitution of 14 Cells for preparation/completion of Forest land database under FC Act (One in each Circle level & Protected areas)	14 Cells	16.250
20	Development and strengthening of Forest Land Record Map and Database System		100.000
	<b>Total</b>		<b>2126.498</b>
<b>Biodiversity Conservation &amp; Anti-depredation measures</b>			
21	Development of Wildlife Sanctuary/ Elephant habitats		2543.100
22	Creation of Rescue Centre	1 No.	500.000
23	Anti-depredation measures		2175.784
	<b>Total</b>		<b>5218.884</b>

<b>Research activities</b>			
24	Study of Plant Diversity & Market Potential of Plant Products for Economic Upliftment of Native Tribals in West Singhbhum District (3-year Duration)	1 <sup>st</sup> Yr Work	14.151
	<b>Total</b>		<b>14.151</b>
<b>Information Technology &amp; Communication</b>			
25	Maintenance of internet connectivity in Forest Complex. Establishment/ Maintenance of Wi-Fi system in Van Bhawan. Infrastructure development for Video Conferencing (Regions). Strengthening and development of IT infrastructure in PCCF Office Strengthening and development of IT infrastructure.		200.000
	<b>Total</b>		<b>200.000</b>
<b>Action Research and Capacity Building</b>			
26	Studies, Training, Consultancy and Capacity building		150.000
27	Forest mosaic landscape development for ecosystem services		200.000
28	Common Facility Centres for processing of medicinal plants		200.000
	<b>Total</b>		<b>550.000</b>
<b>Awareness Generation, promoting voluntary activities/study tours on conservation methods and best practices</b>			
29	Awareness Generation and Promoting voluntary activity/City greening/Study tour of youth & students for supporting conservation activities		200.000
	<b>Total</b>		<b>200.000</b>
<b>Monitoring and Evaluation</b>			
30	Audit of CAMPA by Accountant General/Internal audit of CAMPA. e-Green Watch Portal – training/updating/uploading of information, etc. / Independent evaluation of works under CAMPA. Sustainable forest management cell for State Vision and Action Plan 2021. Engagement of Professionals/ Personnel for Technical support, compiling land release data, recording of receipt of related NPV, compensatory afforestation land and funds, preparation of accounting/financial/audit reports, coordination with field functionaries and the Government.		400.000
	<b>Total</b>		<b>400.000</b>
<b>Other activities</b>			
31	Wages of DEO at Forest Ranges	209 DEOs	229.389
32	4 <sup>th</sup> year maintenance of linear gabion plantation in Jharkhand High Court's new premises	1360 Gabion	4.658
33	Purchase of office & field equipment, reimbursement of travel expenses of temporary staff, etc.		20.000
	<b>Total</b>		<b>254.047</b>
	<b>Total of NPV New activities</b>		<b>28072.327</b>
	<b>Grand Total of NPV activities</b>		<b>30143.498</b>
<b>Part-III : Compensatory Building Construction :</b>			
34	Construction of buildings in lieu of buildings damaged due to NHAI Project of NH-33 Widening in Hazaribag District		69.949
	<b>Total</b>		<b>69.949</b>
	<b>Grand Total (CA/PCA + NPV)</b>		<b>40955.967</b>



## CHECK LIST FOR APO 2018-19

Status in respect of issues/ points contained in Check List for APO 2018-19 as per the Ad-hoc CAMPA letter No. 15-2(0)/2017-CAMPA, dated 21.02.2017

1. **Check List Point No. 1 :** Break up of the outlay in Annual Plan of Operation for 2018-19

Status : The break up of the outlay in APO 2018-19 is as under :

Part of APO 2018-19		Outlay (Rs. in lakh)
<b>1</b>	<b>Brief History and past performance</b>	
<b>2</b>	<b>Compensatory/ Penal Compensatory Afforestation (CA/PCA)</b>	
2.A	Completion and maintenance works under ongoing CA/PCA schemes	3025.765
2.B	New CA/PCA activities	7716.755
	<b>Sub-total</b>	<b>10742.520</b>
<b>3</b>	<b>Net Present Value (NPV)</b>	
3.A	Completion and maintenance under ongoing afforestation schemes	2071.171
3.B	New activities (plantation and other works)	28072.327
	<b>Sub-total</b>	<b>30143.498</b>
<b>4</b>	<b>Compensatory Building Construction</b>	<b>69.949</b>
	<b>Total</b>	<b>40955.967</b>

2. **Check List Point No. 2 :** Whether the provision for Compensatory Afforestation is in line with the 5-year Action Plan. Further, (a) Please add, as Annexure, a copy of the 5-Year Action Plan together with date of its approval by the State Level Steering Committee; (b) Please indicate whether, beginning from the year 2014-15, there has been any departure from the provisions in the 5-Year Action Plan – either in physical or financial terms and, if so, indicate the year and extent of departure; (c) Please indicate year-wise CA undertaken during the year 2012-13 onwards.

Status : (a) & (b) Preparation of Five-year Action Plan for clearing backlog of compensatory afforestation (CA/PCA) is in progress and will be completed soon. In fact the degraded forest areas identified for compensatory afforestation in case of several projects have been planted in the past prior to the constitution of Jharkhand CAMPA under other schemes and few have regenerated natural. The project-wise information in this regard is being collected along with proposal for alternative sites.

(c) Year-wise details of CA undertaken so far is as under :

FY	Non Forest Land (Ha)	Forest Land (Ha)	Total (Ha)	Linear Plantation (km)	Gabion Plantation (Nos.)
2009-10	0.000	0.000	0.000	49.00	0.00
2010-11	0.000	0.000	0.000	0.00	0.00
2011-12	6.500	5963.315	5969.815	0.00	0.00
2012-13	912.060	3725.090	4637.150	0.00	0.00

2013-14	0.000	2319.559	2319.559	0.00	0.00
2014-15	134.330	2870.54	3004.87	6.00	36000
2015-16	97.95	1507.62	1605.570	0.00	1000
2016-17	183.868	2988.407	3172.275	184.78	31254
2017-18	80.232	4501.600	4681.287	27.50	172520
<b>Total</b>	<b>1414.924</b>	<b>23876.131</b>	<b>25291.071</b>	<b>212.280</b>	<b>243974</b>

3. **Check List Point No. 3 :** *Whether the benchmark of 70% expenditure of past releases has been achieved. Please also mention that total balance of released CA funds at the end of the financial year and its size vis-à-vis the outlay in the APO for the current year.*

**Status :** Yes, the benchmark of 70% expenditure of past releases has been achieved. The requisite details for the period 2009-18 are as under :

1. Total Release by Ad hoc CAMPA	Rs. 115312.393 Lakh
2. Bank Interest accrued	Rs. 4588.446 Lakh
3. Total Availability (1+2)	Rs. 11990839 Lakh
4. Total Expenditure	Rs. 105467.315 Lakh
5. %age Exp. out of Sl. No. 4	87.96%
6. Balance remaining*	Rs.14433.524 Lakh
7. Outlay of APO 2018-19	Rs. 40955.967 Lakh

4. **Check List Point No. 4 :** *The dates on which Quarterly Progress Reports have been sent to the Ad-hoc CAMPA. In case the timeline of one month from the end of Quarter has not been adhered to, the reasons therefor.*

**Status :** The dates of submission of QPRs (FY 2017-18) are as under :-

- QPR-I : 30<sup>th</sup> October, 2017;  
QPR-II : 10<sup>th</sup> November, 2017;  
QPR-III : 19<sup>th</sup> January, 2018; and  
QPR-IV : 27<sup>th</sup> April, 2018

Delays have been due to rectification in QPRs of field formations before compilation at Hqrs. However, the field officers have been advised to take care of the same in future.

5. **Check List Point No. 5 :** *Whether project-wise and component-wise details of all remittances made to the State accounts maintained by Ad hoc CAMPA have been furnished and reconciled with the Ad hoc CAMPA. If not, the reasons therefor, together with the details of (a) the funds claimed to be remitted by the State but not reflected in Ad hoc CAMPA accounts; and (b) the funds appearing in the State CAMPA accounts but not identified by the State.*

**Status :** The project-wise and component-wise details of all remittances made to the State accounts maintained by Ad hoc CAMPA is in progress in the office of the State Nodal Officer, FC Act and will be completed soon.



The status of reconciliation of the amount sent to Ad hoc CAMPA is given below :-

Period	Amount remitted (Rs.)	Remarks
2006-07 to 2012-13	22,24,55,41,050	Reconciliation done except for a sum of Rs. 27,94,25,534 and Ad hoc CAMPA informed about the same. Reconciliation underway for the remaining sum.
2013-14	2,01,90,42,448	Reconciliation in progress.
Total	24,26,45,83,498	

6. **Check List Point No. 6 :** *Whether the accounts of the State CAMPA have been prepared in double entry format; whether their internal audit has been undertaken through a Chartered Accountant empanelled with the State AG; and whether Auditor's report has been forwarded to the State AG. The year up to which the process has been undertaken/ completed may be stated, with the reasons for backlog, if any.*

**Status :** State CAMPA accounts have so far been prepared in single entry format only and its preparation in double entry format has not yet started. Action is being taken to prepare the accounts in double entry format. The AG-empanelled Chartered Accountant has audited the accounts up to 2012-13. Action is being taken for audit of accounts of remaining years.

7. **Check List Point No. 7 :** *Performance in relation to e-Green Watch, with detailed reasons for the inaccurate and unascertainable polygons. Please also state whether (a) scrutiny at the State Hqrs. level is undertaken before the polygons are loaded on the e-Green Watch site; and (b) the response time for queries raised by the Forest Survey of India in respect of incorrect and unascertainable polygons; and (c) whether replies have been sent to Ad-hoc CAMPA letters dated 30<sup>th</sup> May 2016 and 20<sup>th</sup> February 2017.*

**Status :** The performance/ status of uploading of polygons on e-Green Watch Portal is enclosed. Since the predominantly aging frontline staff are very slow in learning the requisite skill, the progress is slow. However, it is picking up and the task will be completed at the earliest. Regional GIS Cells have been directed to ascertain the polygons before they are uploaded on the Portal.

8. **Check List Point No. 8 :** *Status of 3<sup>rd</sup> Party monitoring of CAMPA Projects.*

**Status :** An expression of Interest was invited for selection of agencies/ firms/ organisations/ institutions for carrying out monitoring and evaluation of works undertaken by State CAMPA. A total of eight agencies/ firms/ organisations/ institutions participated in the process, but none of them was found suitable by the designated committee for the job. In view of this, it was decided by the CAMPA Executive Committee to approach IIFM, Bhopal, Institute of Forest Productivity (IFP, ICFRE), Ranchi and Wildlife Institute of India (WII), Dehradun to carry out the concurrent monitoring and evaluation of the works done under Jharkhand CAMPA. There was positively. Under the circumstances, no decision could be taken. The above-mentioned leading national forestry/ wildlife sciences institutes were once again requested to reconsider our request for carrying out monitoring and evaluation of works undertaken by Jharkhand CAMPA.

Further, Ad-hoc CAMPA vide its letter no. 13-34/2016-CAMPA dated 19.12.2017 has informed about developing a framework for monitoring of all CAMPA works and selection of Agencies which may be deputed for this purpose.



9. **Check List Point No. 9 :** *Whether the replies to C&AG report have been finally accepted- in case of queries, whether these have been answered.*

**Status :** The response to the C&AG report has been sent to the Ad hoc CAMPA vide letter No. 530 dated 22.06.2015.

10. **Check List Point No. 10 :** *Whether the composition of the Steering Committee is in terms of the prescriptions laid down in the State CAMPA Guidelines, and whether departures are well accounted for. Please also state whether the NGO members are present in the meeting of the Steering Committee.*

**Status :** The composition of the Steering Committee is as per the State CAMPA Guidelines. Two NGO members on the Steering Committee have been nominated by the State Govt. and the date, time and place of every meeting shall be notified to them and they participate in the meeting.

11. **Check List Point No. 11 :** *Whether the data sought in relation to all diversion cases since year 1980, have been furnished.*

**Status :** Data pertaining to all diversion cases (since year 1980) have been compiled by the office of the State Nodal Officer (FC Act) and sent to the MoEF&CC, Gol. The MoEF&CC has referred it back for re-checking and confirmation. Accordingly, the said compiled data are being re-checked.

12. **Check List Point No. 12 :** *The total number of credits to the State CAMPA accounts since 15<sup>th</sup> Oct., 2015 and the number which have been undertaken otherwise than through e-portal. Steps taken to ensure that all credits are made through the e-portal.*

**Status :** The desired information is as under :-

1.	Total number of credits to the State CAMPA accounts since 15 <sup>th</sup> Oct., 2015	81
2.	Number which have been undertaken otherwise than through e-portal	56

The user agencies are being advised and encouraged to make credits through e-portal only.

### **Additional physical and financial targets for 2018-19**

There has been shortfall in achieving the targets of the plantation activities despite best efforts. The main reason for this is that there are many sites, which were identified for Compensatory Afforestation when the proposals were moved, have either been planted under other schemes or have fully regenerated over the period of time.

A separate list of such alternative sites is being prepared, which would be sent to Govt. of India for consideration. Meanwhile, a total of 347,440 ha area with a financial target of Rs. 329.203 lakh as an unachieved target is being taken up as an additional target during FY 2018-19.

## Jharkhand CAMPA

Table - 1

Afforestation work from CAMPA Fund as per QPR as on 31st March

Financial Year	Compensatory Afforestation from CA fund						Other plantation from NPV fund				Total Afforestation from CAMPA fund	
	Block Plantation		Linear Plantation				Block Plantation		Linear Plantation			
	Ha	No. of Plants	Km	No. of Plants	Gabion	No. of Plants	Ha	No. of Plants	Gabion	No. of Plants	Ha	No. of Plants
1980-2006												
2006-2007												
2007-2008												
2008-2009												
2009-2010	—	—	—	—	—	—	—	—	—	—	0	0
2010-2011	—	—	49.000	9,800	—	—	—	—	—	—	49 km	9,800
2011-2012	5969.815	93,08,894	—	—	—	—	31882.00	1,09,06,340	—	—	37851.815 ha	2,02,15,234
2012-2013	4637.150	56,96,976	—	—	—	—	3376.35	55,18,399	—	—	8213.500 ha	1,12,15,375
2013-2014	2319.559	37,66,354	—	—	—	—	4624.48	77,04,384	—	—	6944.039 ha	1,14,70,738
2014-2015	3004.870	44,74,667	—	—	36000	36,000	5810.00	94,71,210	—	—	8814.870 ha + 36000 gab	1,39,81,877
2015-2016	1665.570	22,12,095	6.000	12,000	1000	1,000	6921.00	1,15,30,386	3200	3200	8526.570 ha + 6 km + 3200 gab	1,37,58,681
2016-2017	3172.275	41,50,945	184.780	3,69,560	31254	31,254	6624.00	1,04,83,734	1360	1360	9796.275 ha + 184.780 km + 32614 gab	1,50,36,853
2017-2018	4581.552	56,02,853	27.50	55,000	1,75,720	1,75,720	3491.50	49,48,385	—	—	8073.052 ha + 27.50 km + 175720 gab	1,06,98,674

- Note :-
1. Govt initiated release of Funds from Financial Year 2009-10 for execution of Compensatory & NPV works in Jharkhand State.
  2. In FY 2010-11 only 1st Year Advance work was carried out under CA & NPV afforestation schemes except the Linear plantation where advance and completion were carried out in the same financial year.



**Jharkhand CAMPA**  
**Financial Year-wise Financial Achievements of CAMPA fund**  
**Table – 2**

(Rs. In Lakh)

Amount spent as per QPR as on 31st March							Remarks
Financial Year	CA	NPV Plantation	WLMP	CAT	All others	Total	
1980-2006							
2006-2007							
2007-2008							
2008-2009							
2009-2010	---	---	---	---	---	---	
2010-2011	2334.331	4171.785	---	---	2686.904	9193.020	
2011-2012	2545.499	5015.955	---	---	3429.751	10991.205	
2012-2013	1817.741	3071.518	1931.012	---	1375.990	8196.261	
2013-2014	2093.765	3837.446	530.150	---	3245.752	9707.113	
2014-2015	2829.685	6136.504	954.036	---	7141.563	17061.788	
2015-2016	5143.305	6850.857	872.880	---	4222.089	17089.131	
2016-2017	8232.409	6009.280	561.124	---	4674.263	19477.077	
2017-2018	3570.450	3146.599	2167.023	---	4867.647	13751.713	



झारखण्ड सरकार

Government of Jharkhand  
Department of Forest, Environment and Climate Change

**JHARKHAND CAMPA**

**AGENDA NOTES**  
*for*  
**STEERING COMMITTEE MEETING**

**Date** : 11<sup>th</sup> June, 2018  
**Venue** : Conference Room of  
Chief Secretary, Jharkhand,  
Ranchi

## CONTENTS

		Page No.
Agenda No. 1 :	Confirmation of the proceedings of the last meeting of Jharkhand CAMPA Steering Committee	1
Agenda No. 2 :	Perusal of certain actions/ decisions taken during FY 2017-18	1
Agenda No. 3 :	Approval of Annual Plan of Operation for FY 2018-19	2-3
Agenda No. 4 :	Proposal for incurring expenditure under ongoing plantation schemes during FY 2018-19 from out of funds available with Jharkhand CAMPA	4
Agenda No. 5 :	Approval of release of balance completion amount of linear bamboo gabion plantation of Dumka Forest Division	5
Agenda No. 6 :	Status in respect of issues/points for information of Ad-hoc CAMPA, Govt. of India	6
Agenda No. 7 :	Any other CAMPA matter with the permission of the Chair	6



## Agenda No. 1

### Confirmation of the proceedings of the last meeting of the Jharkhand CAMPA Steering Committee

The proceedings of the last meeting of the State CAMPA Steering Committee held on 29<sup>th</sup> May, 2017 are placed at Annexure-1.

Confirmation of the same by the Steering Committee is solicited.

## Agenda No. 2

### Perusal of certain actions/decisions taken during FY 2017-18

The Steering Committee of Jharkhand CAMPA in its meeting on 29.05.2017 had approved an APO of Rs. 370.10 crore for the year 2017-18 against which only Rs. 134.00 crore was released by Ad-hoc CAMPA, Govt. of India. The works enlisted in APO were, therefore, prioritized and executed from the available funds. Further, due to non-availability of all lands against the target of compensatory afforestation in the approved 2017-18 APO, following urgent works were taken up from the savings:

1. DGPS survey work of 7589 forest boundary pillars in seven Forest Divisions with a cost of Rs. 71.586 lakhs. The work of DGPS survey was taken up to create and regularly update GIS based decision support database, tentatively containing district-wise details of location and boundary of each plot of forest land, in compliance to the direction of Hon'ble Supreme Court order dated 06.07.2011 in WP 202/1995 and subsequent direction of MoEF&CC, Govt. of India. This aligns the work under CAMPA with the work under the Plan scheme where boundary pillar construction is undertaken along with DGPS survey.
2. The APO 2017-18 contained the approval of construction of 113 quarters for Forest Guards @ Rs. 10.00 lakh per quarter. However, a uniform design of a set of 4-quarters @ Rs. 37.341 lakh per set was adopted under the Plan scheme of the State Govt. in view to instil confidence and provide safety to frontline staff in the field that has witnessed absence of forest field staff for very long. Accordingly, Rs. 1259.60 lakhs as 50% cost of construction of 67 sets of 4-quarters was released, which entailed a saving of Rs. 66,475/- per quarter in view of the new design.

Perusal of the above decisions/ actions is solicited.

### Agenda No. 3

#### Proposal for approval of Annual Plan of Operations for FY 2018-19

The current year release by Ad-hoc CAMPA, Govt. of India to Jharkhand CAMPA will be approximately Rs.278.271 crore. In addition, the following unspent funds are available: (a) Rs. 100.00 crore received from Ad-hoc CAMPA (Govt. of India) on 31.03.2018, (b) Rs. 22.103 crore available with State CAMPA, and (c) Rs. 40.00 crore lying with different Forest Divisions/ Circles as per the Quarterly Progress Report ending March, 2018 including accrued interest available in the Bank account. Therefore, for FY 2018-19, likely availability of fund for various activities will be around Rs. 440.374 crore (Rs. 278.271+100.00+22.103+40.00). The implementation of various activities in the current APO will be restricted to actual release and sanction by Ad-hoc CAMPA, Govt. of India.

Against the possible availability of Rs. 440.374 crore, the Annual Plan of Operation (APO) for the year 2018-19, on the basis of detailed proposals received from the field offices that are in line with the guidelines issued by the Ad-hoc CAMPA from time to time, accumulate to only Rs. 40755.967 lakh (Rupees Four hundred seven crore fifty five lakh ninety six thousand and seven hundred only). Therefore, this APO of Rs. 40755.967 lakh is being put up for consideration and approval of the Steering Committee. Schemes for the remaining Rs. 32.814 crore are being prepared and would be put upto the Steering Committee in its next meeting, and after the approval of the Executive Committee.

As per Ad-hoc CAMPA letter no. 15-(0)/2018-CAMPA dated 10.04.2018, the APO has to conform to the draft Compensatory Afforestation Fund (CAF) Rules, 2018. Accordingly, the prescribed Forms and guidelines have been kept in mind while preparing this 2018-19 APO.

The main aims and objectives of CAMPA are not only of compensating the loss of flow of forest products and ecosystem services from forest lands diverted to non-forestry use through raising compensatory afforestation, but also to alleviate the resultant biotic and abiotic pressure that shifts to the remaining forests. This could be achieved by improving the quality of those forests both by direct intervention and by building capacity of all sections of stakeholders including for increased people's stake in conservation and development of forests. The proposed APO kept these principles in sharp focus.

The proposed APO 2018-19 is placed at Annexure-2. It consists of three parts : Part-1 contains brief history and past performance; Part-2 contains site – specific activities, both ongoing and new ones, pertaining to Compensatory Afforestation/ Penal Compensatory Afforestation (CA/ PCA) and compliance of



other conditions imposed by Govt. of India while according forest clearance under FC Act; Part-3 contains activities, both ongoing and new ones, as permissible under Net Present Value (NPV). Part-4 contains construction of Building in lieu of building damaged due to NHAI project widening in Hazaribag.

A summary of Part-wise outlay is given below :-

Part of APO 2018-19		Outlay (Rs. in lakh)
1	Brief History and past performance	
2	Compensatory/ Penal Compensatory Afforestation (CA/PCA)	
2.A	Completion and maintenance works under ongoing CA/PCA schemes	3025.765
2.B	New CA/PCA activities	7716.755
	Sub Total	10742.520
3	Net Present Value (NPV)	
3.A	Completion and maintenance under ongoing afforestation schemes	2071.171
3.B	New activities (plantation and other works)	27872.327
	Sub Total	29943.498
4	Compensatory Building Construction	69.949
	Total	40755.967

Sub Part-2.A and Part-3.A pertain to ongoing schemes, as such the expenditure proposed under them are committed expenditure and funds for the same are to be released to field officers immediately. Rest of the works are subject to approval as well as release by Ad-hoc CAMPA.

The APO contains detailed physical and financial targets proposed under different categories, major works under Compensatory Afforestation/Penal Compensatory Afforestation components; building vital linkage between forests and nutrition, health and livelihood security of the local population through high quality survey and research; strengthening and modernizing the hitherto weak and deficient Forest Land Record Map and Database System for efficient forest land protection; enabling JFM institutions for effective management by initiating and scaling-up village-level micro-planning; taking up forest mosaic landscape development to improve the flow of forest ecosystem services etc.

It carries the recommendation of the Executive Committee.

Approval of the Steering Committee is solicited on the Jharkhand CAMPA APO 2018-19 with an outlay of Rs. 40755.967 lakh.



#### Agenda No. 4

### **Proposal for incurring expenditure against the works of completion and maintenance under ongoing plantation schemes during the current FY 2018-19 from out of funds available with Jharkhand CAMPA**

The plantation activities are season/ time-bound which are to be carried out/ completed in time. Seedlings/ plantlings raised in on-site temporary nurseries for planting during 2018 rains have to be maintained continuously till planting which, again, is to be carried out during rains, besides continuous protection, timely hoeing-weeding, etc. Second year and onward plantation works and maintenance of permanent nurseries are of the nature of committed liabilities. These are labour intensive operations and the labourers engaged are required to be paid their wages in time.

Therefore, It is proposed to incur expenditure against the completion and maintenance works of ongoing plantation schemes as well as maintenance of permanent nurseries during the current financial year from out of balance of fund available with Jharkhand CAMPA.

It carries the recommendation of the Executive Committee.

Approval of the Steering Committee is solicited on the proposal.

.....

## Agenda No. 5

### Approval of release of balance completion amount of linear bamboo gabion plantation of Dumka Forest Division

Three proposals of diversion of 114.219 ha forest land were approved by Govt. of India for construction of railway lines under Dumka Forest Division during the year 2005, 2006 and 2009. This involved compensatory afforestation of 87.833 km linear plantation with Bamboo Split Fencing (4 Year scheme) and Wooden Post with barbed wire Fencing (7 Year scheme).

During the year 2015-16, the proposal of linear plantation was submitted by Dumka Forest Division, but due to a very large difference between the rate of wooden post received through tender and its rate prescribed in the scheme, these schemes could not be executed.

Thereafter, during the year 2016-17, the scheme submitted by the Dumka Forest Division for advance work for 1,75,666 gabions at the rate of 2,000 plants per km, was approved by the Govt. of India and an amount of Rs. 1453.793 lakhs was released.

The completion of the above plantation was to be undertaken during the year 2017-18, for which Rs. 720.631 lakh was required as per the Schedule of Rate. However, only Rs. 122.821 lakh was proposed and approved inadvertently as the Schedule of Rate of another ongoing scheme of linear roadside plantation in the Dumka Division was considered. As the advance work of the said 1,75,666 plants was undertaken under the gabion model, the completion of the said plantation had to be undertaken under the gabion model only. The shortfall in allocation was Rs. 597.810 lakh. This is now required for pending payment of the completed work.

Taking note of the essentiality certificate submitted by the field officers and Third Party Evaluation of the work that confirms satisfactory execution of work and survival percentage, the proposal to release the balance amount of Rs. 597.810 lakh towards completion of linear bamboo gabion plantation (1,73,666 gabions over 86.333 km railway side land) of Dumka Forest Division, which could not inadvertently be included in the APO of 2017-18 in full, was recommended by the Executive Committee for post-facto approval by the Steering Committee of Jharkhand CAMPA.

Approval of the Steering Committee is solicited on the proposal.

## Agenda No. 6

### Status in respect of issues/points for information of Ad-hoc CAMPA, Govt. of India

State CAMPA has been asked by the Ad-hoc CAMPA (MoEF&CC, Govt. of India) to provide information/ status, duly signed by State Authorities, on 12 points as given in Annexure-B of their letter No. 15-2(0)/2017-CAMPA, dated 21.02.2017. The item-wise information/ status/ compliance is placed at Annexure:3 of the APO 2018-19. The status of additional targets is placed at Annexure:4. Further, the information sought by the MoEF&CC vide its letter dated 12.12.2017 about annual physical and financial achievements from CAMPA funds is placed at Annexure:5. The Executive Committee has been apprised of the same.

The Steering Committee may like to peruse the item-wise status for being forwarded along with APO 2018-19 to the Ad-hoc CAMPA.

.....

## Agenda No. 7

*(Any other CAMPA matter with the permission of the Chair)*



## **ANNEXURES**

Proceedings of the meeting of the State Level Steering Committee of Jharkhand CAMPA held on 29<sup>th</sup> May, 2017 under the chairpersonship of the Chief Secretary, Govt. of Jharkhand.

1. A meeting of the State Level Steering Committee of Jharkhand CAMPA was held on 29<sup>th</sup> May, 2017 under the chairpersonship of the Chief Secretary, Jharkhand.
2. List of participants is enclosed (Annexure-I).
3. The agenda items were taken up for discussion and following decisions were taken :-
  - a) **Agenda No. 1** : The proceedings of the last meeting of the State Level Steering Committee held on 15<sup>th</sup> June, 2016 were confirmed.
  - b) **Agenda No. 2** : *Ex post facto* approval was accorded for the following :-
    - i. Prioritisation of works for execution from the approved APO 2016-17 due to paucity/ inadequate availability of funds as only Rs. 149.00 Crore was released by Ad hoc CAMPA against the requirement of Rs. 327.463 Crore;
    - ii. Expenditure of a total amount of Rs. 330.470 lakh for special repair of Madhuban-Parasnath-Shikharji Forest Road (Estimated Amount as per Technical Sanction for 15 Km stretch - Rs. 369.927 lakh; Provision in APO 2016-17 - Rs. 300.00 lakh);
    - iii. Expenditure of Rs. 23.114 lakh for clearing the liabilities towards remuneration of Homeguards engaged for forest protection in view of paucity of frontline staff in Lohardaga Forest Division and Hazaribag Wildlife Division.
    - iv. Expenditure of a total amount of Rs. 22.750 lakh for maintenance of four Permanent Nurseries (Total Area 3.50 Ha, three nurseries with a total area of 2.50 Ha in Deoghar Forest Division and one nursery of 1.00 Ha in Kolhan Forest Division) which could not be included in the APO 2016-17 due to compilation/ typing errors;
    - v. Expenditure of Rs. 11.50 lakh in FY 2016-17 for completion of construction work of residential buildings for frontline staff, one each for Range Officer and Forest Guard and two for Forester in Jamtara Forest Division, which could not be completed in FY 2015-16; and
    - vi. Inclusion of Dumka Forest Division under the Forest Boundary Pillar (BP) Construction works for construction of 3157 BPs and enhancement of target in Medininagar Forest Division from 700 to 2700 BPs as a follow up to the DGPS survey, within the limits under APO 2016-17.
  - c) **Agenda No. 3** : The State CAMPA APO 2017-18 with a proposed outlay of ₹37307.486 lakh was taken up for discussion and was approved with following amendments :-

 Al Pandey









1. In view of the rising demand for Quality Planting Materials, additional 14.00 Ha of Permanent Nurseries, i.e., a total of 15.00 Ha of new Permanent Nurseries will be created (Estimated Year-1 cost of Rs. 225.00 lakh). Division-wise allocation of the work of creation of Permanent Nurseries will be on the basis of long-term need and will be finalised by the Principal Chief Conservator of Forests & HoFF, Jharkhand. Further, "Infrastructure Development/ Strengthening in Permanent Nursery" should be grouped under "NPV – Natural Forest Management (New Works)".
2. The work of Natural Regeneration, Silvicultural Operations & SMC will be so re-distributed that the areas offering higher promise for regeneration are adequately attended.
3. Construction of Water Harvesting Structures/ Check Dams will be combined with SMC works in their catchment areas and they should converge as far as possible with Watershed Development Projects under IWMP in order to reduce run off speed and volume. For SMC works, an additional provision of Rs. 900.00 lakh be made which will be released on the basis of the requirement communicated by the State Rural Development Department specifying watershed and its intervention area, subject to a ceiling of Rs. 30.00 lakh per Forest Division (Territorial and Wildlife Division).
4. As regards the repair/ maintenance of buildings of Frontline Staff (FLS), only those buildings which are under occupation/ use will be taken up for repair/ maintenance as per Building Department norms.
5. New building construction for FLS in Forest Divisions will be taken up only after assessment of actual requirement for such buildings and accordingly fund will be released. For Range Officers of Forest, only Office-cum-Residential buildings will be taken up for construction.
6. Under Forest Road Repair, the work of need-based special repair of Forest Roads will also be taken up.
7. Allocation of vehicles for Ranges/ FLS will be need-based and will be finalised at the level of the State Govt. in the Department of Forest, Environment & Climate Change. Four Gypies will be earmarked for Palamau Tiger Reserve.
8. In view of the actual expenditure during last three years, the proposed outlay for "Anti-depredation Measure" under Head "Biodiversity Conservation & Anti-depredation Measures" (NPV Component) will be reduced to ₹1000.00 Lakh. The Principal Chief Conservator of Forests, Wildlife & Chief Wildlife Warden, Jharkhand will draw realistic plan based on anti-depredation needs of Territorial and Wildlife Divisions and funds therefor will be released accordingly.

*Handwritten signature*

*Handwritten mark*

*Handwritten mark*

2

*Handwritten mark*

*Handwritten signature*




9. Forest land recently freed from encroachment in Tamulia under Saraikela Forest Division will be taken up for plantation within its overall new afforestation target under NPV Component by that Forest Division.

The abstract of the APO 2017-18 (Rs. 37010.350 lakh) as approved by the Steering Committee is enclosed as Annexure-II.

- d) **Agenda No. 4** : The proposal to incur expenditure from out of funds available with Jharkhand CAMPA, against completion and maintenance works under ongoing afforestation schemes was approved.
- e) **Agenda No. 6** : The status in respect of the 12 points contained in Check List which is required to accompany APO 2017-18 as per Ad hoc CAMPA letter No. 15-2(0)/2017-CAMPA, dated 21.02.2017 was noted. The Conservator of Forests (Central), MoEF&CC, East-Central Region, Ranchi emphasised for earliest compliance on these points. The chairperson also directed for the same. It was also decided to enclose a copy of the Status Report on Check List Points along with the proceedings of the meeting (Annexure-III).

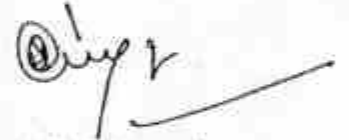
The meeting ended with a vote of thanks to the chair.



(R.R. Hembrom)  
Principal Chief Conservator of  
Forests & HoFF, Jharkhand



(Sukhdeo Singh)  
Principal Secretary  
Dept. of Forest, Evt. & Climate  
Change, Govt. of Jharkhand



(Smt. Rajbala Verma)  
Chief Secretary  
Govt. of Jharkhand



29.5.17

(Dr. A.K. Mandal)  
Representing :  
Secretary, RK Mission  
Ranchi



29.5.17

(K.K. Tiwari, CF)  
Representing :  
Addl. Principal Chief Conservator of  
Forests (Central), MoEF&CC, Gol  
East-Central Region, Ranchi



(L.R. Singh)  
Principal Chief Conservator of Forests,  
Wildlife & Chief Wildlife Warden,  
Jharkhand



29.05.17

(A.K. Pandey)  
Addl. Principal Chief Conservator of  
Forests, CAMPA, Jharkhand



(M. Kindo)  
Representing Secretary,  
PRADAN, Ranchi

List of participants in the meeting of the State Level Steering Committee of Jharkhand CAMPA held on 29<sup>th</sup> May, 2017

1. Smt. Rajbala Verma, Chief Secretary, Jharkhand (Chairperson);
  2. Shri Sukhdeo Singh, Principal Secretary, Department of Forest, Environment & Climate Change, Govt. of Jharkhand;
  3. Shri R.R. Hembrom, Principal Chief Conservator of Forests & HoFF, Jharkhand;
  4. Shri L.R. Singh, Principal Chief Conservator of Forests, Wildlife & Chief Wildlife Warden, Jharkhand;
  5. Shri K.K. Tiwari, Conservator of Forests (Central), Ministry of Environment, Forests & Climate Change, Govt. of India, East-Central Region, Ranchi;
  6. Dr. A.K. Mandal, Representative of Ram Krishna Mission, Ranchi (NGO Member);
  7. Shri Manoj Kindo, Representative of PRADAN, Ranchi (NGO Member); and
  8. Shri A.K. Pandey, Addl. Principal Chief Conservator of Forests, CAMPA, Jharkhand, Ranchi (Member Secretary).
- .....

A.K. Pandey  
29.05.17

दिनांक 29.05.2017 को मुख्य सचिव, झारखण्ड की अध्यक्षता में आयोजित झारखण्ड कैम्पा परिचालन समिति (Jharkhand CAMPA Steering Committee) की बैठक

उपस्थिति पत्र

क्र०सं०	पदाधिकारी/सदस्यगण का पदनाम	हस्ताक्षर
1	मुख्य सचिव, झारखण्ड सरकार, राँची।	अध्यक्ष
2	प्रधान सचिव, वित्त एवं योजना विभाग, झारखण्ड, राँची।	सदस्य
3	प्रधान सचिव, वन, पर्यावरण एवं जलवायु परिवर्तन विभाग, झारखण्ड, राँची।	सदस्य
4	प्रधान मुख्य वन संरक्षक, झारखण्ड, राँची।	सदस्य
5	प्रधान मुख्य वन संरक्षक, वन्यप्राणी एवं मुख्य वन्यप्राणी प्रतिपालक, झारखण्ड, राँची।	सदस्य
6	प्रधान मुख्य वन संरक्षक-सह- कार्यकारी निदेशक, बंजर भूमि विकास बोर्ड, झारखण्ड, राँची।	सदस्य
7	अपर प्रधान मुख्य वन संरक्षक (केन्द्रीय), पर्यावरण, वन एवं जलवायु परिवर्तन मंत्रालय, भारत सरकार, क्षेत्रीय कार्यालय (पूर्व-केन्द्रीय), श्यामली कॉलोनी, डोरण्डा, राँची।	सदस्य
8	सचिव, रामकृष्ण मिशन आश्रम, मोराहाबादी, राँची।	सदस्य
9	सचिव, प्रदान, अशोकनगर, नियर गेट नं०-06, रोड नं०- 05 राँची।	सदस्य
10	अपर प्रधान मुख्य वन संरक्षक, कैम्पा, झारखण्ड, राँची।	सदस्य-सचिव



**Jharkhand CAMPA**  
**Annual Plan of Operation for FY 2017-18**  
**(Rs. 37010.350 lakh)**

(As recommended by the State CAMPA Steering Committee in its meeting held on 29th May, 2017)

**ABSTRACT**

(Rs. in lakh)

Sl. No.	Activities	Work	Unit	APO Proposal	
				Physical	Financial
i	ii	iii	iv	v	vi
<b>I. Compensatory Afforestation (CA)/ Penal CA/ Additional CA / Condition Compliance (Rs. 8295.259 lakh)</b>					
<b>A Completion/ Maintenance work under ongoing Plantation Works</b>					
1	Block Plantation	Completion (year-2)	(ha)	4737.359	1031.753
2	Linear Plantation	Completion (year-2)	(km)	114.333	158.123
			(Gab)	2054	6.493
3	Block Plantation	Maintenance Year-3	(ha)	3212.465	368.568
4	Linear Plantation	Maintenance Year-3	(km)	184.780	100.018
			(Gab)	31254	104.388
5	Block Plantation	Maintenance Year-4	(ha)	1605.570	158.935
6	Linear Plantation	Maintenance Year-4	(km)	6.000	1.348
			(Gab)	1000	3.340
7	Block Plantation	Maintenance Year-5	(ha)	3004.870	260.220
8	Linear Plantation	Maintenance Year-5	(Gab)	36000	63.000
9	Block Plantation	Maintenance Year-6	(ha)	2319.559	41.136
		Maintenance Year-7	(ha)	4637.150	99.061
<b>Sub-Total</b>					<b>2398.383</b>
<b>B New Plantation Works</b>					
10	Block Plantation (CA - Double Degraded Category; Forest Land)	Advance work	(ha)	2720.997	2234.210
11	Block Plantation (CA - Non Forest Land)	Advance work	(ha)	415.800	445.807
12	Block Plantation (Condition Compliance; Forest Land)	Advance work	(ha)	500.000	282.172
13	Linear Plantation	Advance work	(km)	42.287	331.850
			(Gab)	1500	12.818
14	Block Plantation (PCA; Forest Land)	Advance work	(ha)	2541.558	2590.019
<b>Sub Total</b>					<b>5896.876</b>
<b>Total of CA/PCA Works (I)</b>					<b>8295.259</b>
<b>II. NPV Component (Rs. 28794.937 lakh)</b>					
<b>NPV - Core Activities (not &lt; 70%)</b>					
<b>Natural Forest Management</b>					
<b>A Completion &amp; Maintenance of ongoing plantation works</b>					
1	Block Plantation	Completion (Year-2)	(ha)	3691.500	905.223
2	Block Plantation	Maintenance Year-3	(ha)	6624.000	823.103
3	Block Plantation	Maintenance Year-4	(ha)	6921.000	751.080
4	Permanent Nurseries - Maintenance	Annual Maintenance	(ha)	94.250	741.088
5	Silviculture, Natural Regeneration & SMC	Year-2 work	(ha)	700.000	18.193
<b>Sub-Total (II.A)</b>					<b>3238.687</b>
<b>B Natural Forest Management (New Plantation and Other Works)</b>					
6	Afforestation & Soil Conservation	Advance work	(ha)	6304.000	5186.775
7	Silviculture, Natural Regeneration & SMC (Revised details enclosed as Annexure-II.A)	Year-1 work	(ha)	3100.000	1795.525
8	Permanent Nurseries - Creation	New creation	(ha)	15.000	225.000
9	Infrastructure in Permanent Nurseries	Development & Strengthening	(nos.)		100.000
10	Water Harvesting Structure - Check Dams/ Earthen Water Harvesting Structures (WHS)	New constructions	(nos.)	350	2100.000
		SMC work (Convergence with IWMP)		LS	900.000
<b>Sub-Total (II.B)</b>					<b>10307.300</b>

*Handwritten signature and date:*  
 29.05.17

	<b>Forest Protection</b>				
	<b>Building Repair</b>				
11	Frontline staff quarters	Normal repair	(nos.)	862	356.900
12	Barrack	Normal repair	(nos.)	6	7.200
13	Hazat	Normal repair	(nos.)	21	4.710
14	Check Naka	Normal repair	(nos.)	43	13.650
15	RI Hut	Normal repair	(nos.)	11	6.900
	<b>Sub Total</b>				<b>389.360</b>
	<b>Building Construction</b>				
16	Frontline staff quarters	New construction	(nos.)	240	3605.000
17	Barrack	New construction	(nos.)	36	479.000
18	Hazat	New construction	(nos.)	25	135.500
19	Check Naka	New construction	(nos.)	18	124.000
20	Drinking Water Facilities for FL Staff	New Creation	(nos.)	8	62.200
	<b>Sub Total</b>				<b>4405.700</b>
	<b>Other Protection-related Works</b>				
21	Forest Roads Repair (incl. Special Repair)	Normal repair	(km)	3146.28	553.748
22	Causeway	New construction	(nos.)	129	722.000
23	Forest Boundary Pillars (Pucca)	New construction	(nos.)	62232	2292.012
24	Fencing of State Forest Training Institutes	New construction	(nos.)	2	68.953
25	Vehicles for Frontline Staff	Purchase	(nos.)	81	648.000
26	Tree Transplanter & Water Tanker	Purchase	(nos.)	1.000	400.000
27	Improved Cook Stove & Solar Lantern	Procurement & Distribution	(nos.)	3640	218.400
	<b>Sub Total</b>				<b>4903.113</b>
	<b>Sub-Total (II.C)</b>				<b>9698.173</b>
<b>D</b>	<b>Working Plan related scheme</b>				
28	Digitisation of Cadastral Sheets	Digitisation	(nos.)	1162	30.500
29	GIS Cells	Maintenance & Strengthening	(nos.)	6	84.696
	<b>Sub-Total (II.D)</b>				<b>115.196</b>
<b>E</b>	<b>Bio-diversity Conservation &amp; Anti-depredation measures</b>				
30	NP/WL Sanctuary/Elephant Habitat	Development			2137.135
31	Anti-depredation measures	Minimising conflict			1000.000
	<b>Sub-Total (II.E)</b>				<b>3137.135</b>
	<b>Total of NPV - Core Activities</b>				<b>26496.491</b>
	<b>Research Activities (upto 5%)</b>				
<b>F</b>	<b>Research Activities</b>				
32	Study of Plant Diversity & Market Potential of Plant Products for Economic Upliftment of Native Tribal Population in West Singhbhum District (3-year study)	Year-1 works			14.250
	<b>Total of NPV - Research, etc.</b>				<b>14.250</b>
	<b>Communication/ ICT &amp; Capacity Building (upto 10%)</b>				
<b>G</b>	<b>Information Technology &amp; Communication</b>				
33	i. Maintenance of 10 Mbps connectivity in Van Bhawan, Ranchi ii. Maintenance & Strengthening of Cable Net Connectivity Network in Van Bhawan, Ranchi iii. Development of Infrastructure for Video Conferencing iv. Establishment/ Strengthening of IT Cell in PCCF Office.				100.000
	<b>Sub-Total (II.G)</b>				<b>100.000</b>
<b>H</b>	<b>Training, Consultancy and Capacity Building</b>				
34	Training, Consultancy and Capacity Building				100.000
	<b>Sub-Total (II.H)</b>				<b>100.000</b>
	<b>Total of NPV - ICT, Capacity Bldg. etc.</b>				<b>200.000</b>
	<b>Others (Incl. Dissuaded Activities) (not &gt; 15 %)</b>				
<b>I</b>	<b>Awareness Generation, Promoting Voluntary Movement/ Study Tour for youths/students for supporting Forest conservation activities</b>				
35	Awareness Generation, Promoting Voluntary Movement / Study Tour of youths/students for supporting conservation activities				50.000
	<b>Sub-Total (II.I)</b>				<b>50.000</b>

92.98% of NPV Comp.

0.05% of NPV Comp.

0.70% of NPV Comp.

At Pandey  
29.05.17



<b>J Monitoring and evaluation</b>				
36	i. Audit of CAMPA by Accountant General; ii. Internal audit of CAMPA; iii. MIS Cell for e-green watch updation; iv. Independent evaluation of works under CAMPA; v. Meeting/workshops and seminars; vi. Man power for data compilation (FL released/NFL received/NPV/CA/ other amounts realised, etc.); vii. Technical support officer and Accounts officer.			200.000
<b>Sub-Total (II.J)</b>				<b>200.000</b>
<b>K Other Activities (including dissuaded activities)</b>				
37	Deployment of Home Guards		650	1008.313
38	Providing POL for patrolling		130	156.000
39	Wages of drivers on contract basis		130	137.654
40	Wages of Data Entry Operators (For Forest		189	200.128
41 (i)	Linear Gabion Pl. in High Court campus	Maintenance Year-3	(Gab)	1360 4.463
41 (ii)	Linear Gabion Pl. in High Court campus	Maintenance Year-4	(Gab)	3200 10.502
42	Office & Field equipments and Travel expenses of	Purchase & Reimbursement		20.000
<b>Total (II.K)</b>				<b>1537.060</b>
<b>Total of NPV - Other Activities (II.J &amp; II.K)</b>				<b>1787.060</b>
<b>Total of NPV New Activities (II.B to II.K)</b>				<b>25259.114</b>
<b>Total of NPV Activities (II)</b>				<b>28497.801</b>

6.27% of NPV Comp.

<b>III. Compensatory Building Construction in lieu of Damaged Forest Buildings in Hazaribag in NH-33 Widening</b>				
1	Construction of Officer's Residence, Frontline Staff Residential Buildings, Boundary wall etc.		(nos.)	217.290
<b>Total (V)</b>				<b>217.290</b>
<b>Grand Total (II + III)</b>				<b>37010.850</b>

*Ah Pandey*  
28.05.17

Addl. PCCF, CAMPA  
Jharkhand, Ranchi



## CHECK LIST FOR APO 2016-17

Status in respect of issues/ points contained in Check List for APO 2016-17 as per the Ad hoc CAMPA letter No. 15-2(0)/2017-CAMPA, dated 21.02.2017

## 1. Check List Point No. 1 : Break up of the outlay in Annual Plan of Operation for 2017-18

Status : The break up of the outlay in APO 2017-18 is as under :

Sl. No.	Head	Outlay	%age
A	CA/ PCA/ ACA	8512.549	23% of total outlay
	Compensatory Afforestation	8295.259	
	Compensatory Building construction	217.290	
B	Net Present Value	28497.801	77% of total outlay
1	Core Activities*	26496.491	92.98% of NPV
2	Need Based Research*	14.250	0.05% of NPV
3	Communication/ ICT & Capacity Building*	200.000	0.70% of NPV
4	Others incl. Impermissible activities*	1787.060	6.27% of NPV
	<b>Total of (A+B)</b>	<b>37010.350</b>	<b>100.00%</b>
	Catchment Area Treatment	0.000	0.00% of total outlay
	Wildlife conservation	3137.135	8.48% of total outlay
	Others (Monitoring & evaluation)	200.000	0.54% of total outlay

2. Check List Point No. 2 : Whether the provision for Compensatory Afforestation is in line with the 5-year Action Plan. Further, (a) Please add, as Annexure, a copy of the 5-Year Action Plan together with date of its approval by the State Level Steering Committee; (b) Please indicate whether, beginning from the year 2014-15, there has been any departure from the provisions in the 5-Year Action Plan – either in physical or financial terms and and, if so, indicate the year and extent of departure; (c) Please indicate year-wise CA undertaken during the year 2012-13 onwards.

Status : (a) & (b) Preparation of Five-year Action Plan for clearing backlog of compensatory afforestation (CA/PCA) is in progress and will be completed soon. In fact the degraded forest areas identified for compensatory afforestation in case of several projects have been planted in the past prior to the constitution of Jharkhand CAMPA under other schemes and few have regenerated naturally. The project-wise information in this regard is being collected along with proposal for alternative sites.

(c) The details regarding the stipulated compensatory afforestation (upto FY 2014-15), achievements so far against the same and balance afforestation to be done are given below :

Compensatory Afforestation Stipulated (Ha)			Compensatory Afforestation accomplished (Ha)			Compensatory Afforestation to be done (Ha)		
Non-forest land	Degraded forest land	Total	Non-forest land	Degraded forest land	Total	Non-forest land	Degraded forest land	Total
3364.188	44420.316	47784.504	1334.708	19414.721	20749.429	2029.480	25005.595	27035.075

*Handwritten signature*

Under APO 2017-18, it is proposed to carry out advance work for compensatory afforestation in 6178.355 ha and completion/ creation work during 2017 rains in 4737.359 ha. Thus, by the end of 2017-18, together with 20749.429 ha of CA/ PCA carried out so far, a total of 31665.143 ha of CA/ PCA would be taken up leaving a balance of 16119.361 ha to be taken up in future at 2014-15 level of CA/ PCA of 47784.504 ha.

Year-wise details of CA undertaken so far is as under :

FY	Achievements (ha)		
	NFL	DFL	Total
2009-10	0.000	0.000	0.000
2010-11	0.000	0.000	0.000
2011-12	6.500	5963.315	5969.815
2012-13	912.060	3725.090	4637.150
2013-14	0.000	2319.559	2319.559
2014-15	134.330	2870.540	3004.870
2015-16	97.950	1507.620	1605.570
2016-17	183.868	3028.597	3212.465
<b>Total</b>	<b>1334.708</b>	<b>19414.721</b>	<b>20749.429</b>

3. Check List Point No. 3 : Whether the benchmark of 70% expenditure of past releases has been achieved. Please also mention that total balance of released CA funds at the end of the financial year and its size vis-à-vis the outlay in the APO for the current year.

Status : Yes, the benchmark of 70% expenditure of past releases has been achieved. The requisite details for the period 2009-16 are as under :

1. Total Release by Ad hoc CAMPA	Rs. 91912.393 Lakh
2. Bank Interest accrued	Rs. 4035.994 Lakh
3. Total Availability (1+2)	Rs. 95948.387 Lakh
4. Total Expenditure*	Rs. 94066.542 Lakh
5. %age Exp. out of Sl. No. 4*	98%
6. Balance remaining*	Rs. 1881.845 Lakh
7. Outlay of APO 2016-17	Rs. 37307.486 Lakh

\* Figures may vary as the Annual Accounts (2016-17) are being compiled.

4. Check List Point No. 4 : The dates on which Quarterly Progress Reports have been sent to the Ad hoc CAMPA. In case the timeline of one month from the end of Quarter has not been adhered to, the reasons therefor.

Status : The dates of submission of QPRs (FY 2016-17) are as under :-

- QPR-I : 19<sup>th</sup> September, 2016;  
 QPR-II : 04<sup>th</sup> January, 2017; and  
 QPR-III : 18<sup>th</sup> February, 2017; and  
 QPR-IV : 16<sup>th</sup> May, 2017

*Handwritten signature*



Delays have been due to rectification in QPRs of field formations before compilation at Hqrs. However, they have been advised to take care of the same in future.

5. Check List Point No. 5 : *Whether project-wise and component-wise details of all remittances made to the State accounts maintained by Ad hoc CAMPA have been furnished and reconciled with the Ad hoc CAMPA. If not, the reasons therefor, together with the details of (a) the funds claimed to be remitted by the State but not reflected in Ad hoc CAMPA accounts; and (b) the funds appearing in the State CAMPA accounts but not identified by the State.*

Status : The project-wise and component-wise details of all remittances made to the State accounts maintained by Ad hoc CAMPA is in progress in the office of the State Nodal Officer, FC Act and will be completed soon.

As regards the status of reconciliation of the amount sent to Ad hoc CAMPA is given below :-

Period	Amount remitted (Rs.)	Remarks
2006-07 to 2012-13	22,24,55,41,050	Reconciliation done except for a sum of Rs. 27,94,25,534 and Ad hoc CAMPA informed about the same. Reconciliation is underway for the remaining sum.
2013-14	2,01,90,42,448	Reconciliation in progress.
Total	24,26,45,83,498 Or 2426,45.835 lakh	

6. Check List Point No. 6 : *Whether the accounts of the State CAMPA have been prepared in double entry format; whether their internal audit has been undertaken through a Chartered Accountant empanelled with the State AG; and whether Auditor's report has been forwarded to the State AG. The year up to which the process has been undertaken/ completed may be stated, with the reasons for backlog, if any.*

Status : State CAMPA accounts have so far been prepared in single entry format only and its preparation in double entry format has not yet started. Action is being taken for selection of Chartered Accountant for preparation of CAMPA accounts in double entry format. Further, the AG-empanelled Chartered Accountant has audited the accounts up to 2012-13. Action is being taken for audit of accounts of remaining years.

7. Check List Point No. 7 : *Performance in relation to e-Green Watch, with detailed reasons for the inaccurate and unascertainable polygons. Please also state whether (a) scrutiny at the State Hqrs. level is undertaken before the polygons are loaded on the e-Green Watch site; (b) the response time for queries raised by the Forest Survey of India in respect of incorrect and unascertainable polygons; and (c) whether replies have been sent to the Ad hoc CAMPA letters dated 30<sup>th</sup> May 2016, 16<sup>th</sup> September 2016 and 20<sup>th</sup> February 2017.*

*Handwritten signature*



**Status :** The performance/ status of uploading of polygons on e-Green Watch Portal is enclosed as Annexure-III.A. Since the predominantly aging frontline staff are very slow in learning the requisite skill, the progress is slow. However, it is picking up and the task will be completed at the earliest. Regional GIS Cells have been directed to ascertain the polygons before they are uploaded on the Portal.

**8. Check List Point No. 8 : Status of 3<sup>rd</sup> Party monitoring of CAMPA Projects.**

**Status :** An expression of Interest was invited for selection of agencies/ firms/ organisations/ institutions for carrying out monitoring and evaluation of works undertaken by State CAMPA. A total of eight agencies/ firms/ organisations/ institutions participated in the process, but none of them was found suitable by the designated committee for the job. In view of this, it was decided in the Executive Committee meeting held on 17<sup>th</sup> April, 2015 to approach IIFM, Bhopal, Institute of Forest Productivity (IFP, ICFRE), Ranchi and Wildlife Institute of India (WII), Dehradun to carry out the concurrent monitoring and evaluation of the works done under Jharkhand CAMPA. There has been no response from IIFM whereas WII has expressed its inability. Only IFP could respond positively. Under the circumstances, no decision could be taken.

Further, IIFM is in the process of bringing out a technical manual for selection of evaluators for afforestation which will make the process easy and uniform.

Meanwhile, the above-mentioned leading national forestry/ wildlife sciences institutes have once again been requested to reconsider our request for carrying out monitoring and evaluation of works undertaken by Jharkhand CAMPA.

**9. Check List Point No. 9 : Whether the revised replies to C&AG Report have been finally accepted - in case of queries, whether these have been answered..**

**Status :** The response to the C&AG report has been sent to the Ad hoc CAMPA vide letter No. 530 dated 22.06.2015.

**10. Check List Point No. 10 : Whether the composition of the Steering Committee is in terms of the prescriptions laid down in the State CAMPA Guidelines, and whether departures are well accounted for. Please also state whether the NGO members are present in the meeting of the Steering Committee.**

**Status :** The composition of the Steering Committee is as per the State CAMPA Guidelines. Two NGO members on the Steering Committee have been nominated by the State Govt. and the date, time and place of every meeting is notified to them and they participate in the meeting.

**11. Check List Point No. 11 : Whether the data sought in relation to all diversion cases since year 1980, have been furnished.**

**Status :** Data pertaining to all diversion cases (since year 1980) have been compiled by the office of the State Nodal Officer (FC Act) and sent to the MoEF&CC, Govt. The MoEF&CC has referred it back for re-checking and confirmation. Accordingly, the said compiled data are being re-checked.



12. Check List Point No. 12 : *The total number of credits to the State CAMPA accounts since 15<sup>th</sup> Oct., 2015 and the number which have been undertaken otherwise than through e-portal. Steps taken to ensure that all credits are made through the e-portal.*

Status : The desired information is as under :-

1.	Total number of credits to the State CAMPA accounts since 15 <sup>th</sup> Oct., 2015	23
2.	Number which have been undertaken otherwise than through e-portal	10

The user agencies are being advised and encouraged to make credits through e-portal only.

.....

*Handwritten signature*  
28.05.17  
Addl. PCCF. CAMPA  
Jharkhand, Ranchi

## Annexure-III.A

Status of Polygon uploaded on e-Greenwatch & Remarks given by FSI  
as on 28.04.2017

Region	Sl. No.	Division	Total Polygons Uploaded till Apr' 17	Polygon checked till Jan'17	Polygon checked Jan'17-Apr'17	Total Polygon checked till Apr'17	Correct	Incorrect	Unascertainable
1	2	3	4	5	6	7	8	9	10
Bokaro	1	Bokaro	7	7	0	7	1	6	0
	2	Dhanbad	44	43	0	43	33	2	8
	3	Ramgarh	38	38	0	38	21	1	16
	4	Giridih (E)	9	9	0	9	0	1	8
	5	Giridih (W)	59	59	0	59	17	5	37
Dumka	6	Dumka	42	42	0	42	0	31	11
	7	Godda	15	15	0	15	0	0	15
	8	Sahibganj	0	0	0	0	0	0	0
	9	Pakur	0	0	0	0	0	0	0
	10	Deoghar	20	20	0	20	0	1	19
	11	Jamtara	0	0	0	0	0	0	0
Hazaribag	12	Hazaribag (E)	54	50	0	50	25	9	16
	13	Hazaribag(W)	34	26	0	26	9	3	14
	14	Koderma	24	24	0	24	3	0	21
	15	Chatra (N)	52	38	10	48	14	5	29
	16	Chatra (S)	97	78	9	87	17	18	52
Palamau	17	Medininagar	25	25	0	25	0	10	15
	18	Latehar	44	44	0	44	27	3	14
	19	Garhwa (N)	28	28	0	28	6	12	10
	20	Garhwa (S)	44	44	0	44	22	3	19
Ranchi	21	Ranchi	4	4	0	4	0	2	2
	22	Khunti	1	1	0	1	0	1	0
	23	Gumla	5	5	0	5	1	3	1
	24	Lohardaga	1	1	0	1	0	0	1
	25	Simdega	12	12	0	12	0	6	6
Jamsedpur	26	Jamshedpur	30	25	0	25	0	2	23
	27	Saraikela	11	11	0	11	0	0	11
	28	Chaibasa	11	11	0	11	2	6	3
	29	Kolhan	8	8	0	8	4	3	1
	30	Porahat	0	0	0	0	0	0	0
	31	Saranda	5	5	0	5	0	4	1
PTR	32	PTR, Core	0	0	0	0	0	0	0
	33	PTR, Buffer	0	0	0	0	0	0	0
CCF Wildlife	34	H'bag Wildlife	1	1	0	1	0	0	1
	35	Ranchi Wildlife	0	0	0	0	0	0	0
	36	Ele. Proj. JSR	1	0	1	1	0	1	0
Dumka Ext. Forestry	37	Deoghar SF	21	15	0	15	0	0	15
	38	Dumka SF	0	0	0	0	0	0	0

*Apkanday*



Region	Sl. No.	Division	Total Polygons Uploaded till Apr' 17	Polygon checked till Jan'17	Polygon checked Jan'17-Apr'17	Total Polygon checked till Apr'17	Correct	Incorrect	Unascertainable
1	2	3	4	5	6	7	8	9	10
Hazaribag Ext. Forestry	39	Hazaribag SF	16	16	0	16	2	1	13
	40	Koderma SF	0	0	0	0	0	0	0
	41	Latehar SF	19	19	0	19	2	10	7
	42	Garhwa SF	26	26	0	26	1	0	25
Ranchi Ext. Forestry	43	Ranchi SF	1	1	0	1	1	0	0
	44	Simdega SF	35	35	0	35	0	0	35
	45	Adityapur SF	0	0	0	0	0	0	0
	46	Chaibasa SF	0	0	0	0	0	0	0
<b>Total</b>			<b>844</b>	<b>786</b>	<b>20</b>	<b>806</b>	<b>208</b>	<b>149</b>	<b>449</b>

*A. Pandey*  
29.05.17

Addl. PCCF, CAMPA  
Jharkhand, Ranchi



Government of Jharkhand  
Department of Forest, Environment and Climate Change

## JHARKHAND CAMPA

# Annual Plan of Operation 2018-19

\*  
\*  
\*  
\*  
\*  
\*



Jharkhand State Compensatory Afforestation Fund  
Management & Planning Authority

**Jharkhand CAMPA**  
**Annual Plan of Operation 2018-19**

<b>CONTENTS</b>		<b>Page No.</b>
A	Introduction	1
Part - 1	Brief History and past performance	1
1	Brief description of forests in the state	1
2	Forestry and other activities carried out in the state in last three years from the CAMPA funds	1
3	Forestry and other activities carried out in the state in last three years from the fund received under other schemes	1
4	Year wise total forest area diverted in the various districts/ forest divisions of the state since 1980	2
5	Compensatory afforestation carried out in the state	2
6	Different forestry schemes being implemented in the state	2
7	Total afforestation work done in last three years under various schemes being implemented in the state	2
8	Monitoring work done by the Monitoring and Evaluation wing of the State Forest Department.	2
9	Monitoring work done by the independent monitor (Third Party Monitoring)	2
10	Budgetary allocation in the state in previous year under different sub-heads for forestry and ancillary activities under state schemes	3
11	Funds released to Jharkhand CAMPA and balance available in Ad-hoc CAMPA	3
B	Annual Report for FY 2017-18	4
C	Objectives of the APO 2018-19	5
D	Components of the APO 2018-19	5-6
E	Executive Summary	7-10
Part -2	Description of site-specific activities	11
2.1	Part-I :Compensatory/ Penal Compensatory Afforestation (CA/PCA)	11
2.1.1	Sub Part-I.A : Completion & Maintenance (Afforestation)	12-13
2.1.2	Sub Part-I.B : New Activities under CA/PCA/Compliance of other conditions	13
2.2	Part-II : Net Present Value (NPV) Component	14
2.2.1	Sub Part-II.A : Completion & Maintenance (Afforestation)	14
2.2.2	Sub Part-II.B : New Activities	14
2.2.2.1	Natural Forest Management	14
Part -3	Non site specific activities to be done from NPV and Interest component	15
3.1	Forest Protection	15
3.2	Working Plan and other related works	15-16
3.3	Biodiversity Conservation & Anti-depredation Activities	16
3.4	Research	16-17
3.5	Information Technology and Communication	17
3.6	Action Research and Capacity Building	17-18



3.7	Awareness generation & promoting voluntary activities/study tours on conservation methods and best practices	18
3.8	Monitoring & Evaluation	18-19
3.9	Other Activities	19
3.10	Part-III : Compensatory Building Construction	19
Part-4	Schedule of Rates	20
Annexure-1	Forestry and other activities carried out in the state in last three years from the CAMPA funds	20-25
Annexure- 2	Forestry and other activities carried out in the state in last three years from the fund received under other schemes	26
Annexure-3	Year wise total forest area diverted in the various districts/ forest divisions of the state since 1980	27
Annexure-4	Compensatory afforestation carried out in the state	28
Annexure-5	Different forestry schemes being implemented in the state	29
Annexure-6	Total afforestation work done in last three years under state plan being implemented in the state	30
Annexure-7	Monitoring work done by the independent monitor (Third Party Monitoring)	31-32
Annexure-8	Budgetary allocation in the state in previous year under different sub-heads for forestry and ancillary activities under state schemes	33
Annexure-I	CA/ PCA – Completion & Maintenance work	34-35
Annexure-II	CA/ PCA – Advance work	36-45
Annexure-III	NPV – Completion & Maintenance Work (Plantations)	46
Annexure-IV	NPV – Natural Forest Management	47
Annexure-V	NPV – Forest Protection	48-49
Annexure-V A	NPV – Forest Protection (Frontline Staff Buildings-repair and new construction)	50-53
Annexure-V B	NPV – Forest Protection (Other works)	54-55
Annexure-VI	NPV – Working Plan and other related works	56
Annexure-VII	NPV – Bio-diversity Conservation and Anti-depredation Activities	57
Annexure-VII A	NPV – Details of Biodiversity Conservation and Anti-depredation Activities	58
Annexure-VIII	NPV –Research	59
Annexure-IX	Forest mosaic landscape development for ecosystem services	60-85
Annexure-X	NPV-Engagement of professionals /personnel	86-87
Annexure-XI	NPV – Other Activities	88-89
Annexure-XII	Quarterly Progress Report	90-113
Annexure-XIII	Annual Budget proposal of State CAMPA for Financial Year 2018-19	114
Annexure-XIV	Statement of Accounts of State CAMPA for the financial year ending on 31 <sup>st</sup> March, 2018	115-116
Annexure:3	Information on 12-points Check List	117-121
Annexure:4	Information on Additional Targets for FY 2018-19	122
Annexure:5	Annual Physical and Financial achievements from CAMPA funds	123-125

**JHARKHAND CAMPA**  
**Annual Plan of Operation 2018-19**

**A: Introduction**

Government of Jharkhand vide its Notification No. 3/Vanbhumi 21/2009-3363 dated 23<sup>rd</sup> October, 2009 constituted Jharkhand CAMPA in pursuance to the Ministry of Environment & Forests directive vide its DO No. 5-1/2009-FC, dated 21<sup>st</sup> July, 2009. Further, the Government of Jharkhand vide its Notification No. 1879 dated 29<sup>th</sup> April, 2013 has created a full-fledged CAMPA wing under the charge of Additional Principal Chief Conservator of Forests (APCCF), CAMPA for effective implementation and monitoring of CAMPA Scheme in the State.

**Part-1: Brief History and past performance**

**1. Brief description of forests in the state**

Jharkhand, a forest and mineral rich state has an area of 79,716 sq km which constitutes (Census, 2011) which constitutes 2.72% of the country's population. As per *State of Forest Report 2017 (SFR 2017)* published by Forest Survey of India, forest cover of Jharkhand is 23,553 sq km which is 29.55% of the total geographical area of the State, recording an increase of 29 sq km since 2015. Similarly, tree cover outside forests (TOF) has also increased to 3.75% compared to 3.49% recorded in 2015. The total Forest & Tree cover in the State has increased to 33.21%, thereby crossing the threshold figure of 33% envisaged in the National Forest Policy, 1988. The SFR 2017 has also made a specific mention of increase of 64 sq km in the extent of water bodies inside forests demonstrating success of soil and moisture conservation activities taken up by the State Forest department.

**2. Forestry and other activities carried out in the state in last three years from the CAMPA funds**

Details of plantations carried out for Compensatory Afforestation & Penal Compensatory Afforestation as well as from NPV components for last three years and other activities are available at **Annexure -1**.

**3. Forestry and other activities carried out in the state in last three years from the fund received under other schemes**

Detail of various schemes of forestry and related activities from State Plan and Centrally sponsored schemes is enclosed at **Annexure-2**.

**4. Year wise total forest area diverted**

Details of forest area diverted in the state since 1980 are enclosed at **Annexure - 3**.



**5. Compensatory afforestation carried out in the state**

Details of various schemes of forestry and related activities from State Plan and Centrally sponsored schemes is enclosed at **Annexure - 4**.

**6. Different forestry schemes being implemented in the state**

Details of various schemes of forestry and related activities from State Plan and Centrally sponsored schemes is enclosed at **Annexure - 5**.

**7. Total afforestation work done in last three years under various schemes being implemented in the state**

Details regarding total afforestation work done in last three years through State Plan scheme is enclosed as **Annexure - 6**.

**8. Monitoring work done by the Monitoring and Evaluation wing of the State Forest Department**

A proposal is under consideration of the State Government for selection of Agencies for monitoring of works undertaken with the State Plan funds. The Agencies so selected, are proposed to be engaged for monitoring of CAMPA works also.

**9. Monitoring work done by the independent monitor (Third Party Monitoring)**

An Expression of Interest was invited for selection of agencies/ firms/ organisations/ institutions for carrying out monitoring and evaluation of works undertaken by State CAMPA. A total of eight agencies/ firms/ organisations/ institutions participated in the process, but none of them was found suitable by the designated committee for the job. In view of this, it was decided in the Executive Committee meeting held on 17<sup>th</sup> April, 2015 to approach IIFM, Bhopal, Institute of Forest Productivity (IFP, ICFRE), Ranchi and Wildlife Institute of India (WII), Dehradun to carry out the concurrent monitoring and evaluation of the works done under Jharkhand CAMPA. There was no response from IIFM whereas WII has expressed its inability. Only IFP could respond. Under the circumstances, no decision could be taken. Above-mentioned leading national forestry/ wildlife sciences institutes were again requested to reconsider our request for carrying out monitoring and evaluation of works undertaken by Jharkhand CAMPA.

Further, Ad-hoc CAMPA vide its letter no. 13-34/2016-CAMPA dated 19.12.2017 has informed about developing a framework for monitoring of all CAMPA works and selection of Agencies which may be deputed for this purpose (**Annexure - 7**).



**10. Budgetary allocation in the state in previous year under different sub-heads for forestry and ancillary activities under state schemes**

Budgetary allocation in the state in previous year under different sub-heads for forestry and ancillary activities under state schemes is available at **Annexure – 8**

**11. Funds released to Jharkhand CAMPA and balance available in Ad-hoc CAMPA**

A sum of Rs. 115312.393 lakh has so far been released to the State by the Ad-hoc CAMPA as per details given below:

(Rs. in lakh)

Year	Released by Ad-hoc CAMPA (MoEF&CC, GoI)	Bank Interest accrued	Total (Col. ii + iii)	Expenditure incurred
i	ii	iii	iv	v
2009-10	9500.280	2.733	9503.013	0.00000
2010-11	10316.220	680.802	10997.022	9193.020
2011-12	6249.893	798.024	7047.917	10991.205
2012-13	4798.000	248.918	5046.918	8196.261
2013-14	14548.000*	632.949	15180.949	9707.113
2014-15	17500.000	793.169	18293.169	17061.788
2015-16	14100.000	566.650	14666.650	17089.132
2016-17	14900.000	312.749	15212.749	19477.077
2017-18	23400.000#	585.887	23568.857	13751.719
<b>Total</b>	<b>115312.393</b>	<b>4588.446</b>	<b>119900.839</b>	<b>105467.315</b>
*Including Rs. 47,98.000 lakh as 2 <sup>nd</sup> instalment of FY 2012-13				
# This includes release of second instalment pertaining to FY 2017-18 of Rs. 100.00 crore received on 31.03.2018.				

In FY 2017-18, an amount of Rs. 13400.00 lakh was released by the MoEF&CC in the month of July, 2017 and the expenditure incurred thereon in FY 2017-18 is Rs. 13751.719 lakh. An amount of Rs. 100.00 crore towards second release of instalment was received on the last day of FY 2017-18 i.e., 31.03.2018 which remained unutilized.

Eligibility of funds to the States *w.e.f.* 2014-15 as per the orders of the Hon'ble Supreme Court dated 12<sup>th</sup> March, 2014 is 10% of the principal amount lying to the credit of the concerned State. As on 31<sup>st</sup> January, 2018, the principal amount lying to the credit of Jharkhand with Ad-hoc CAMPA is Rs. 2782.71 crore. Thus it is expected that the current year release to Jharkhand will be to the tune of Rs. 278.27 crore approximately. In addition, the balance of Rs.122.103 crore including the unspent balance of second instalment for Jharkhand pertaining to FY 2017-18 of Rs.100.00 crore received on 31.03.2018 is available besides last FY's unspent balance lying with different Forest Divisions/ Circles, of approx. Rs. 40.00 crore including accrued interest available in the Bank account. Therefore, for FY 2018-19, likely availability of fund for various activities will be around Rs. 440.374 crore. The implementation of various activities in the current APO will be restricted to actual release by Ad-hoc CAMPA, Govt. of India.

## B: Annual Report for the year 2017-18

### 1. Financial Achievement

During the year 2017-18, against the approved outlay of Rs. 37010.350 lakh by the Steering Committee, an amount of Rs. 13400.00 lakh was released by Ad-hoc CAMPA. In addition, a sum of Rs.4199.356 lakh was available as the unspent balance (including interest amount) with Jharkhand CAMPA. In view of insufficient availability of funds, the works were prioritized, giving preference to core activities and other liabilities. An expenditure of Rs.13751.719 lakh was incurred by the implementing Divisions/ Units up to 31<sup>st</sup> March, 2018. An amount of Rs. 100.00 crore towards second release of instalment was received on the last day of FY 2017-18 i.e., 31.03.2018 which remained unutilized.

During the year 2017-18, the entire payment of wages to workers/ labourers was made through their accounts in Banks/ Post offices. This has resulted in delay in execution of advance work for plantation/ new works as it took time for some labourers to open their Post Office/ Bank accounts. Also, there remained shortage of labourers who were willing to receive wage-payments in their Post Office/ Bank accounts.

### 2. Main Physical Achievement During FY 2017-18

The details related with the physical and financial targets vis-à-vis achievements against the main activities envisaged in the APO 2017-18 are given below :

#### Under Compensatory Afforestation component

Item of work	Target	Achievement
Completion of plantations	4737.359 ha	4581.552 ha
Advance work for plantations	6178.355 ha	1847.569 ha

#### Under NPV Component

Item of work	Target	Achievement
Completion of plantation	3691.500 ha	3491.500 ha
Silviculture, Natural Regeneration & SMC, 1st year work	3100.000 ha	2199.000 ha
Repair of forest road	3146.280 km	3146.280 km

As can be seen from above Table, there has been shortfall in achieving the targets of the plantation activities despite best efforts. The main reason for this is that there are many sites, which were identified for CA when the proposals were moved, have either been planted under other schemes or have fully regenerated over the period of time. Besides, shortage of fund has also restricted the achievement.

### **C: Objectives of the APO 2018-19**

The Annual Plan of Operations has been prepared keeping in view the broad objectives of CAMPA as under :

- (a) Compensatory Afforestation/ Penal Compensatory Afforestation/ Compliance of other conditions stipulated while according approval for diversion of forest areas in the State;
- (b) Conservation, protection, regeneration and management of existing natural forests;
- (c) Biodiversity conservation and management of Protected Areas and wildlife habitats;
- (d) Research, training and capacity building;
- (e) Monitoring and evaluation of the works undertaken under the CAMPA;
- (f) Awareness generation, promoting activities and study tours on conservation methods and best practices.

Keeping in view the maximum possible availability of fund, the Annual Plan of Operation (APO) for the year 2018-19 has been prepared on the basis of detailed proposals received from field formations. It is as per the guidelines issued by the Ad-hoc CAMPA from time to time. The outlay of the APO is Rs. 40955.967 lakh (Rupees Four hundred nine crore fifty five lakh ninety six thousand and seven hundred only).

As per Ad-hoc CAMPA letter no. 15-(0)/2018-CAMPA dated 10.04.2018, the Compensatory Afforestation Fund (CAF) Act, 2016 has been passed by the Parliament and the CAF Rules, 2018 are being finalized. Accordingly, the prescribed Forms and proforma guidelines have been kept in mind while preparing the APO.

### **D: Components of the APO 2018-19**

The current Annual Plan of Operations (APO) has been prepared in consultation with all the concerned officers starting from Divisional Forest Officers to Principal Chief Conservator of Forest. The APO has been prepared also in accordance with the guidelines prescribed by the Government of India, Ministry of Environment, Forests and Climate Change for utilization of amounts realized under Compensatory Afforestation (CA) and Net Present Value (NPV). A sum of Rs.40955.967 lakh (Rupees Four hundred nine crore fifty five lakh ninety six thousand and seven hundred only) is required to implement various activities envisaged in APO of 2018-19.



The APO has been divided into three parts as given below :

**Part-I : Compensatory/ Penal Compensatory Afforestation (CA/PCA)**

**Sub Part-I.A :** Activities to be undertaken for completion and maintenance of old plantations under Compensatory Afforestation (CA), Penal Compensatory Afforestation (PCA) and compliance of additional conditions stipulated by Government of India while according forest clearances under Forest (Conservation) Act, 1980;

**Sub Part-I.B :** New activities proposed under CA, PCA and compliance of additional conditions.

**Part-II : Net Present Value (NPV)**

**Sub Part-II.A :** Activities to be undertaken for completion and maintenance of old plantations under Net Present Value (NPV) component;

**Sub Part-II.B :** New activities proposed under NPV component. ; and

**Part-III : Compensatory Building Construction :** Construction of buildings in lieu of those damaged due to widening of NH-33 (NHAI Project) in Hazaribag for which compensation has been realized and remitted to Ad hoc CAMPA.

The activities related with completion and maintenance of old/ previous plantations under CA, PCA and NPV are to be completed within the rainy season itself and therefore it is a committed expenditure. Expenditure in this regard will be incurred with the approval of the Executive Committee of State CAMPA. The *ex-post facto* approval of the same will be taken from the Steering Committee of State CAMPA. Other activities/ works proposed in the APO will be taken up after the approval of the Steering Committee of State CAMPA and subsequent release of funds by Ad-hoc CAMPA (MoEF&CC, GoI).

A summary of Part-wise outlay is given below :-

Part-wise APO 2018-19		Outlay (Rs. in lakh)
<b>1</b>	<b>Compensatory/ Penal Compensatory Afforestation (CA/PCA)</b>	
1.A	Completion and maintenance works under ongoing CA/PCA schemes	3025.765
1.B	New CA/PCA activities	7716.755
	<b>Sub-total</b>	<b>10742.520</b>
<b>2</b>	<b>Net Present Value (NPV)</b>	
2.A	Completion and maintenance under ongoing afforestation schemes	2071.171
2.B	New activities (plantation and other works)	28072.327
	<b>Sub-total</b>	<b>30143.498</b>
<b>3</b>	<b>Compensatory Building Construction</b>	<b>69.949</b>
	<b>Total</b>	<b>40955.967</b>

# **Executive Summary**

**APO 2018-19**

**JHARKHAND CAMPA**  
**Annual Plan of Operation, 2018-19**

*Executive Summary*

The Annual Plan of Operation (APO) for the year 2018-19 consists of three parts as per details given below:

**Part-I : Compensatory/ Penal Compensatory Afforestation (CA/PCA)**

**Part-I.A :** Activities to be undertaken for completion and maintenance of old plantations under Compensatory Afforestation (CA), Penal Compensatory Afforestation (PCA) and compliance of additional conditions stipulated by Government of India while according forest clearances under Forest (Conservation) Act, 1980;

**Part-I.B :** New activities proposed under CA, PCA and compliance of additional conditions.

**Part-II : Net Present Value (NPV)**

**Part-II.A :** Activities to be undertaken for completion and maintenance of old plantations under Net Present Value (NPV) component;

**Part-II.B :** New activities proposed under NPV component; and

**Part-III : Compensatory Building Construction :** Construction of buildings in lieu of buildings damaged due to NHAI Project of NH-33 Widening in Hazaribag.

A sum of Rs. 40955.967 lakh (Rupees Four hundred nine crore fifty five lakh ninety six thousand and seven hundred only) is required to implement various activities proposed in the APO, the details of which are given below:

**Part-I: Compensatory/ Penal Compensatory Afforestation (CA/PCA)**  
**(Rs. 10742.520 lakh)**

**Part-I.A : Completion & Maintenance of old plantations (Rs. 3025.765 lakh) :** The physical and financial targets of various activities proposed under this head are as follows:

Sl.No.	Activities	Unit	Outlay (Rs. in lakh)
1	Completion of block plantations, 2 <sup>nd</sup> year work	1868.239 Ha	497.837
2	Completion of linear plantations, 2 <sup>nd</sup> year work	13.237 Km	17.256
3	Completion of gabion plantations, 2 <sup>nd</sup> year work	174166 Gabions	599.954
4	Maintenance of block plantations, 3 <sup>rd</sup> year work	4581.552 Ha	483.907
5	Maintenance of linear plantations, 3 <sup>rd</sup> year work	27.500 Km	39.229
6	Maintenance of gabion plantations, 3 <sup>rd</sup> year work	175720 Gabion	601.818
7	Maintenance of block plantations, 4 <sup>th</sup> year work	3172.275 Ha	306.270
8	Maintenance of linear plantations, 4 <sup>th</sup> year work	184.780 Km	78.247



Sl.No.	Activities	Unit	Outlay ( in lakh)
9	Maintenance of gabion plantations, 4 <sup>th</sup> year work	31254 Gabion	107.041
10	Maintenance of block plantations, 5 <sup>th</sup> year work	1605.570 Ha	139.871
11	Maintenance of linear plantations, 5 <sup>th</sup> year work	6.00 Km	5.042
12	Maintenance of gabion plantations, 5 <sup>th</sup> year work	1000 Gabion	1.787
13	Maintenance of block plantations, 6 <sup>th</sup> year work	3004.870 Ha	56.318
14	Maintenance of gabion plantations, 6 <sup>th</sup> year work	36000 Gabion	64.328
15	Maintenance of block plantations, 7 <sup>th</sup> year work	2319.559 ha	26.860
	<b>Total</b>		<b>3025.765</b>

**Part-IB : New activities proposed under CA, PCA and compliance of additional conditions (Rs. 7716.755 lakh) :** The physical and financial targets of various activities proposed under this head are as follows:

Sl.No.	Activities	Unit	Outlay (Rs.in lakh)
1	Advance work for block plantations (Forest land)	3506.691 Ha	3510.301
2	Advance work for block plantations (Non-Forest land)	1186.078 Ha	1201.636
3	Advance work for block plantations-PCA (Forest land)	569.250 Ha	626.479
4	Advance work for block plantations-Safety Zone (Forest land)	39.125 Ha	46.911
5	Advance work for linear plantations (Condition compliance)	96.320 Km	1590.063
6	Advance work for linear plantations (Condition compliance)	610 Gabion	14.790
7	Silvicultural operation (Condition compliance)	200.000 Ha	73.962
8	Wildlife management scheme (Condition compliance)		454.506
9	Construction of Check dam (Condition compliance)	18 Nos.	120.000
10	Conservation of Flora & Fauna (Condition compliance)	4607.84 Ha	38.666
11	Creation of Water-hole (Condition compliance)		20.000
12	Fire protection (Condition compliance)		3.040
13	Vulture conservation (Condition compliance)		16.400
	<b>Total</b>		<b>7716.755</b>
	<b>Grand Total</b>		<b>10742.520</b>

**Part-II : Net Present Value (NPV) (Rs. 30143.498 lakh)**

**Part-II.A : Completion & Maintenance of old plantations (Rs. 2071.171 lakh) :** The physical and financial targets of various activities proposed under this head are as follows :

Sl.No.	Activities	Unit	Outlay (Rs. in lakh)
1	Maintenance of block plantations, 3 <sup>rd</sup> year work	3491.500 Ha	411.343
2	Maintenance of block plantations, 4 <sup>th</sup> year work	6624.000 Ha	727.780
3	Silviculture, Natural Regeneration & SMC, 2 <sup>nd</sup> year work	2199.430 Ha	221.905
4	Silviculture, Natural Regeneration & SMC, 3 <sup>rd</sup> year work	850.000 Ha	14.729
5	Maintenance of Permanent Nurseries	86.250 Ha	695.414
	<b>Total</b>		<b>2071.171</b>

**Part-II.B : New activities (Rs. 28072.327 lakh) :** The physical and financial targets of various new activities areas as follows:

Sl. No.	Activities	Unit	Outlay (Rs. in lakh)
<b>Natural Forest Management</b>			
1	Silviculture, Natural Regeneration & SMC, 1 <sup>st</sup> year work	12400.00 Ha	4585.661
2	Check dams/earthen water retention structures	330 Nos.	1980.000
3	Development/ strengthening of Permanent Nursery Infrastructure		100.000
	<b>Total</b>		<b>6665.661</b>
<b>Forest Protection</b>			
4	Normal building repair (Frontline staff quarters :FRO-121 + Fr-210 + FG-540 = 871, Barrack-9, Hazat-30, Check Naka-49& R1 Hut-9)	968 Nos.	403.860
5	Construction of new building (Frontline staff quarters: FROs' Office-cum-Residence 29 + Fr Qrs23 + FG Qrs. (Completion 67 sets of 4 units& 160 sets of 4 units = 279)	279 Nos.	7067.752
6	Normal repair of forest roads	2670.36 Km	386.767
7	Construction of causeway/culvert	121 Nos.	666.569
8	Consolidation of boundary pillars	55555 Nos.	1871.648
9	Construction of Boundary wall- 2158' (F.T.S. Mahilong- 1958' & Betla of PTR- 200')	2 Nos.	48.468
10	Purchase of vehicles (4-wheeler) for frontline staff	32Nos.	256.000
11	Distribution of improved cook stove and solar lantern in forest fringe villages	6623 HH	397.380
12	Deployment of Home Guards @ Rs. 450/- per day (Apr 18-June 18)	650 Nos.	266.175
	Deployment of Home Guards @ Rs. 450/- per day (July 18-Mar 19)	305 Nos.	376.065
13	Deployment of members of JFMCs/EDCs for protection of forests @ Rs. 237.38 x 26 x 9 months (July 18-March 19)	305 Nos.	169.418
14	Provision of POL for patrolling vehicles	167 Vehicles	200.400
15	Deployment of drivers for patrolling vehicles	167 Drivers	182.584
16	Procurement of Tree Transplanter through hiring	1 No.	150.000
	<b>Total</b>		<b>12443.086</b>
<b>Working Plan and related works</b>			
17	Strengthening/ reinforcement of GIS cells	6 Nos.	110.248
18	Data collection for making Working Plans		200.000
	Preparation of 5000 Micro plans @ Rs. 10,000.00 per plan	5000	500.000
	Capacity Building of 5000 JFMCs for making Micro Plans @ Rs. 20,000.00 per JFMC	5000	1000.000
	Survey and research for forest based nutrition, health and livelihood security		200.000
19	Constitution of 14 Cells for preparation/completion of Forest land database under FC Act (One in each Circle level & Protected areas)	14 Cells	16.250
20	Development and strengthening of Forest Land Record Map and Database System		100.000
	<b>Total</b>		<b>2126.498</b>
<b>Biodiversity Conservation &amp; Anti-depredation measures</b>			
21	Development of Wildlife Sanctuary/ Elephant habitats		2543.100
22	Creation of Rescue Centre	1 No.	500.000
23	Anti-depredation measures		2175.784
	<b>Total</b>		<b>5218.884</b>

<b>Research activities</b>			
24	Study of Plant Diversity & Market Potential of Plant Products for Economic Upliftment of Native Tribals in West Singhbhum District (3-year Duration)	1 <sup>st</sup> Yr Work	14.151
<b>Total</b>			<b>14.151</b>
<b>Information Technology &amp; Communication</b>			
25	Maintenance of internet connectivity in Forest Complex. Establishment/ Maintenance of Wi-Fi system in Van Bhawan. Infrastructure development for Video Conferencing (Regions). Strengthening and development of IT infrastructure in PCCF Office Strengthening and development of IT infrastructure.		200.000
<b>Total</b>			<b>200.000</b>
<b>Action Research and Capacity Building</b>			
26	Studies, Training, Consultancy and Capacity building		150.000
27	Forest mosaic landscape development for ecosystem services		200.000
28	Common Facility Centres for processing of medicinal plants		200.000
<b>Total</b>			<b>550.000</b>
<b>Awareness Generation, promoting voluntary activities/study tours on conservation methods and best practices</b>			
29	Awareness Generation and Promoting voluntary activity/City greening/Study tour of youth & students for supporting conservation activities		200.000
<b>Total</b>			<b>200.000</b>
<b>Monitoring and Evaluation</b>			
30	Audit of CAMPA by Accountant General/Internal audit of CAMPA. e-Green Watch Portal – training/updating/uploading of information, etc. / Independent evaluation of works under CAMPA. Sustainable forest management cell for State Vision and Action Plan 2021. Engagement of Professionals/ Personnel for Technical support, compiling land release data, recording of receipt of related NPV, compensatory afforestation land and funds, preparation of accounting/financial/audit reports, coordination with field functionaries and the Government.		400.000
<b>Total</b>			<b>400.000</b>
<b>Other activities</b>			
31	Wages of DEO at Forest Ranges	209 DEOs	229.389
32	4 <sup>th</sup> year maintenance of linear gabion plantation in Jharkhand High Court's new premises	1360 Gabion	4.658
33	Purchase of office & field equipment, reimbursement of travel expenses of temporary staff, etc.		20.000
<b>Total</b>			<b>254.047</b>
<b>Total of NPV New activities</b>			<b>28072.327</b>
<b>Grand Total of NPV activities</b>			<b>30143.498</b>

### **Part-III : Compensatory Building Construction :**

34	Construction of buildings in lieu of buildings damaged due to NHAI Project of NH-33 Widening in Hazaribag District		69.949
<b>Total</b>			<b>69.949</b>
<b>Grand Total (CA/PCA + NPV)</b>			<b>40955.967</b>



## **Part-2 : Description of site-specific activities**

The current Annual Plan of Operations (APO) has been prepared in consultation with all the concerned officers starting from Divisional Forest Officers to Principal Chief Conservator of Forest, Jharkhand. The APO has been prepared also in accordance with the guidelines prescribed by the Government of India, Ministry of Environment, Forests and Climate Change for utilization of amounts realized under Compensatory Afforestation (CA) and Net Present Value (NPV). A sum of Rs. 40955.967 lakh (Rupees Four hundred nine crore fifty five lakh ninety six thousand and seven hundred only) is required to implement various activities envisaged in APO of 2018-19.

The APO has been divided into three parts as given below :

### **Part-I : Compensatory/ Penal Compensatory Afforestation (CA/PCA)**

**Sub Part-IA :** Activities to be undertaken for completion and maintenance of old plantations under Compensatory Afforestation (CA), Penal Compensatory Afforestation (PCA) and compliance of additional conditions stipulated by Government of India while according forest clearances under Forest (Conservation) Act, 1980;

**Sub Part-IB :** New activities proposed under CA, PCA and compliance of additional conditions.

### **Part-II : Net Present Value (NPV)**

**Sub Part-II.A :** Activities to be undertaken for completion and maintenance of old plantations under Net Present Value (NPV) component;

**Sub Part-II.B :** New activities proposed under NPV component ; and

**Part-III : Compensatory Building Construction :** Construction of buildings in lieu of those damaged due to widening of NH-33 (NHAI Project) in Hazaribag for which compensation has been realized and remitted to Ad-hoc CAMPA.

The activities related with completion and maintenance of old/ previous plantations under CA, PCA and NPV are to be completed within the rainy season itself and therefore it is a committed expenditure. Expenditure in this regard will be incurred with the approval of the Executive Committee of State CAMPA. The *ex-post facto* approval of the same will be taken from the Steering Committee of State CAMPA. Other activities/ works proposed in the APO will be taken up after the approval of the Steering Committee of State CAMPA and subsequent release of funds by Ad-hoc CAMPA (MoEF&CC, Gof).

Brief physical and financial targets proposed for various activities envisaged under different parts are as follows :

**Part-I : Compensatory/ Penal Compensatory Afforestation Component (Rs. 10742.520 lakh)**

**Sub Part-IA : Completion & Maintenance of plantations (Rs. 3025.765 lakh)**

**Status of Compensatory Afforestation**

The Jharkhand State CAMPA was constituted in the year 2009 and the work in the state out of CAMPA fund was started from the year 2010-11. The details regarding year-wise plantation done under compensatory afforestation are as follows:

Sl. No.	Year of CA done	Block Plantation (ha)		Linear Plantation (km)	Gabion Plantation (Nos.)
		Non-Forest Land	Forest Land		
1	2010-11	0.000	0.000	49.00	0.00
2	2011-12	6.500	5963.315	0.00	0.00
3	2012-13	912.060	3725.090	0.00	0.00
4	2013-14	0.000	2319.559	0.00	0.00
5	2014-15	134.330	2870.540	6.00	36000
6	2015-16	97.950	1507.620	0.00	1000
7	2016-17	183.868	2988.407	184.78	31254
8	2017-18	80.232	4501.600	27.50	175720
<b>Total</b>		<b>1414.940</b>	<b>23876.131</b>	<b>212.280</b>	<b>243974</b>

*Total non-forest and forest land planted: 25,291.071 ha*

During 2018 rains, compensatory afforestation in another 1868.239 ha land is likely to be planted. Thus by the end of 2018 rains, the total achievement with respect to compensatory afforestation will be 27,159.310 ha. It is proposed to carry out advance work for plantations in 5301.144 ha and linear plantation in 96.320 km during the year 2018-19.

The physical and financial targets of various activities proposed under this head are as follows:

Sl. No.	Activities	Unit	Outlay (Rs. in lakh)
1	Completion of block plantations, 2 <sup>nd</sup> year work	1868.239 Ha	497.837
2	Completion of linear plantations, 2 <sup>nd</sup> year work	13.237 Km	17.256
3	Completion of gabion plantations, 2 <sup>nd</sup> year work	174166 Gabions	599.954
4	Maintenance of block plantations, 3 <sup>rd</sup> year work	4581.832 Ha	483.907
5	Maintenance of linear plantations, 3 <sup>rd</sup> year work	27.500 Km	39.229
6	Maintenance of gabion plantations, 3 <sup>rd</sup> year work	175720 Gabion	601.818
7	Maintenance of block plantations, 4 <sup>th</sup> year work	3172.275 Ha	306.270
8	Maintenance of linear plantations, 4 <sup>th</sup> year work	184.780 Km	78.247

Sl. No.	Activities	Unit	Outlay (Rs. in lakh)
9	Maintenance of gabion plantations, 4 <sup>th</sup> year work	31254 Gabion	107.041
10	Maintenance of block plantations, 5 <sup>th</sup> year work	1605.570 Ha	139.871
11	Maintenance of linear plantations, 5 <sup>th</sup> year work	6.00 Km	5.042
12	Maintenance of gabion plantations, 5 <sup>th</sup> year work	1000 Gabion	1.787
13	Maintenance of block plantations, 6 <sup>th</sup> year work	3004.870 Ha	56.318
14	Maintenance of gabion plantations, 6 <sup>th</sup> year work	36000 Gabion	64.328
15	Maintenance of block plantations, 7 <sup>th</sup> year work	2319.559 ha	26.860
	<b>Total</b>		<b>3025.765</b>

Division & Component-wise details are given at **Annexure-I**.

Being committed expenditure and time/ season-bound activities, the field functionaries will be asked to implement it from the funds available with the approval of the Executive Committee of Jharkhand CAMPA. The *ex-post facto* approval of the same will be solicited from the Steering Committee of State CAMPA.

**Sub Part-LB : New activities proposed under CA, PCA and compliance of additional conditions (Rs. 7716.755 lakh) :**The physical and financial targets of various activities proposed under this head are as follows:

Sl. No.	Activities	Unit	Outlay (Rs.in lakh)
1	Advance work for block plantations (Forest land)	3506.691 Ha	3510.301
2	Advance work for block plantations (Non-Forest land)	1186.078 Ha	1201.636
4	Advance work for block plantations-PCA (Forest land)	569.250 Ha	626.479
5	Advance work for block plantations-Safety Zone (Forest land)	39.125 Ha	46.911
6	Advance work for linear plantations (Condition compliance)	96.320 Km	1590.063
7	Advance work for linear plantations (Condition compliance)	610 Gab	14.790
8	Silvicultural operation (Condition compliance)	200.000 Ha	73.962
9	Wildlife management scheme (Condition compliance)		454.506
10	Construction of Check dam (Condition compliance)	18 Nos.	120.000
11	Conservation of Flora & Fauna (Condition compliance)	4607.840 Ha	38.666
12	Creation of Water-hole (Condition compliance)		20.000
13	Fire protection (Condition compliance)		3.040
14	Vulture conservation (Condition compliance)		16.400
	<b>Total</b>		<b>7716.755</b>
	<b>Grand Total</b>		<b>10742.520</b>

Division & Component-wise details are given at **Annexure-II**.



**Part-II : Net Present Value (NPV) (Rs. 30143.498 lakh)**

**Sub Part-II.A : Completion & Maintenance of old plantations (Rs. 2071.171 lakh) :** The physical and financial targets of various activities proposed under this head are as follows :

Sl. No.	Activities	Unit	Outlay (₹ in lakh)
1	Maintenance of block plantations, 3 <sup>rd</sup> year work	3491.500 Ha	411.343
2	Maintenance of block plantations, 4 <sup>th</sup> year work	6624.000 Ha	727.780
3	Silviculture, Natural Regeneration & SMC, 2 <sup>nd</sup> year work	2199.430 Ha	221.905
4	Silviculture, Natural Regeneration & SMC, 3 <sup>rd</sup> year work	850.000 Ha	14.729
5	Maintenance of Permanent Nurseries	86.250 Ha	695.414
	<b>Total</b>		<b>2071.171</b>

Division & Component-wise details are given at **Annexure-III**.

**Sub Part-II.B : New activities:** The physical and financial targets of various new activities areas as follows:

**Natural Forest Management (Rs. 6665.661 lakh)**

The objective of the Natural Forest Management is to improve the overall stocking of the natural forest and at the same time to improve the productivity of the forests on a sustained yield basis by using appropriate silvicultural and management practices.

Since Jharkhand is hilly terrain with low rainfall in large number of districts, it is proposed to create water harvesting structures to increase the moisture regime in the forest areas to increase the greenery which in turn will benefit flora and fauna.

The physical and financial targets of various new activities are as follows :

Sl. No.	Activities	Unit	Outlay (Rs. in lakh)
<b>Natural Forest Management</b>			
1	Silviculture, Natural Regeneration & SMC, 1 <sup>st</sup> year work	12400.00 Ha	4585.661
2	Check dams/earthen water retention structures	330 Nos.	1980.000
3	Development/ strengthening of Permanent Nursery Infrastructure		100.000
	<b>Total</b>		<b>6665.661</b>

Division & Component-wise details are given at **Annexure-IV**.

### Part-3: Non site-specific activities to be done from NPV and Interest component

#### Forest Protection (Rs. 12443.086 lakh)

The protection of forests is the primary responsibility of the Department. It is proposed to take up the work of consolidation of boundary pillars in all the territorial Divisions. There are several territorial Ranges in the State where there is no vehicle. Therefore, it is proposed to purchase 32 vehicles to strengthen patrolling. To facilitate mobility, repair of forest roads are also proposed. Construction/ repair of check posts, etc. will also be done. It is also proposed to construct new residences for front line staff and to carry out repairs of old ones.

Main interventions proposed are as follows:

SL No.	Activities	Unit	Outlay (Rs. in lakh)
<b>Forest Protection</b>			
1	Normal building repair (Frontline staff quarters : FRO-121 + Fr-210 + FG-540 = 871, Barrack-9, Hazat-30, Check Naka-49 & RI Hut-9)	968 Nos.	403.860
2	Construction of new building (Frontline staff quarters : FRO's Office-cum-Residence 29 + FrQrs 23 + FG Qrs. (Completion of 67 sets of 4 units and new 160 sets of 4 units =279)	279 Nos.	7067.752
3	General repair of forest roads	2670.36 Km	386.767
4	Construction of causeway/culvert	121 Nos.	666.569
5	Consolidation of boundary pillars	55555 Nos.	1871.648
6	Construction of Boundary wall- 2158' (FTS, Mahilong- 1958' & Betla of PTR- 200')	2 Nos.	48.468
7	Purchase of vehicles (4-wheeler) for frontline staff	32 Nos.	256.000
8	Deployment of Home Guards @ Rs. 450/- per day (Apr 18-June 18)	650 Nos.	266.175
	Deployment of Home Guards @ Rs. 450/- per day (July 18-Mar 19)	305 Nos.	376.065
9	Deployment of members of JFMCs/EDCs for protection of forests @ Rs. 257.38 x 26 x 9 months (July 18-March 19)	305 Nos.	169.418
10	Provision of POL for patrolling vehicles	167 Vehicles	200.400
11	Deployment of drivers for patrolling vehicles	167 Drivers	182.584
12	Distribution of improved cook stove and solar lantern in forest fringe villages	6623 HH	397.380
13	Procurement of Tree Transplanter through hiring	1 No.	150.000
	<b>Total</b>		<b>12443.086</b>

Division & Component-wise details are given at Annexure-V, VA & VB

**Working Plan and other related works (Rs. 2126.498 lakh) :**Reinforcement/ strengthening of six GIS cells in as many forest regions will be taken up(Annexure-VI).Further, effective GIS-based planning and management would be done for preparation/completion of forest land database through mobilization of trained manpower and procurement of necessary hardware.



Vital linkages would be built between forest and nutrition, health and livelihood security of the local population through high quality survey and research conducted by premier research and educational institutes of the country including AIIMS, New Delhi. For this purpose, a Research Team of eminent faculty members/researchers of AIIMS, New Delhi from the Department such as PMMCH, RIMS etc. has already been mobilised and research design discussed.

One of the key features of Jharkhand forests is that the forest fringe communities have been historically dependent on forest-based plants/animals for their health and nutrition. This linkage has weakened in the recent decades, as well as scientific basis of such linkage has not been explored in detail. It is proposed that enabling of JFM institutions would be undertaken for effective management by initiating and scaling-up village-level micro-planning as provided in the JFM Resolution of the State.

Updating, strengthening and modernizing the hitherto weak and deficient Forest Land Record Map and Database System is proposed for efficient forest land protection.

#### **Biodiversity Conservation and Anti-Depredation Activities (Rs. 5218.884 lakh)**

The State is endowed with rich flora and fauna. The State has one National Park (NP) and 11 Wildlife Sanctuaries (WLS) besides one Elephant Reserve and one Tiger Reserve (PTR). Under this component following initiatives are proposed to be taken for conservation of biodiversity. In addition, anti-depredation measures will be undertaken in all the Divisions of the State affected with elephants, and other wild animals etc.

Main interventions proposed are as follows:

- Development of National Park/Wild life sanctuaries/Elephant habitat (Rs.2543.100 lakh). This includes specific works of water resource development and protection in Wildlife sanctuaries, Elephant Reserve and Palamau Tiger Reserve.
- An Animal Rescue Centre is proposed to be established at a cost of Rs. 605.50 lakh for which a budget provision of Rs. 500.00 lakh is kept for this year.
- Anti-depredation measures (Rs. 2175.784 lakh), such as creation/ deployment of anti-depredation squads & creation of infrastructure like watch towers, solar street lights, materials and supplies for driving wild elephants/ animals away, etc. in order to reduce man-animal conflict in the Forest/ Wildlife Divisions as per scheme prepared by PCCF (Wildlife). Since the period of Anti-depredation Scheme (2012-17) has ended, the works under this head will continue as per the extension scheme to be prepared by the PCCF (Wildlife).

Component-wise and Division-wise details are given in **Annexure-VII& VIlA.**

#### **Research (Rs. 14.151 lakh)**

It is proposed to carry out study of Plant Diversity & Market Potential of Plant product for Economic upliftment of native tribals in West Singhbhum District (3-year study; estimated cost Rs. 31.805 lakh, 1<sup>st</sup> year cost being Rs. 14.151 lakh. The study work shall start after the



project is recommended by the Forest Research Advisory Committee and approved by the competent authority. The details of the work may be seen at Annexure-VIII.

#### **Information Technology and Communication (Rs. 200.00 lakh)**

Following works are proposed to be carried out at a total cost of Rs.200.00 lakh:

- Maintenance of internet connectivity in Forest Campus at Ranchi;
- Maintenance of Wi-Fi system in Van Bhawan, Ranchi;
- Development of infrastructure for video conferencing in Regional Forest Hqrs.;
- Strengthening of IT cell in the office of Principal Chief Conservator of Forests, Jharkhand, Ranchi (including engagement of Programmers/ Technical Support Engineer/ Testing Engineer/ Senior Programmer Level I/ Software Developer/ Web designer/ Content Developer/ Trainers (Java)/ Senior SW Developer/ Database Administrator/ Web Administrator/ senior Content Developer/ Senior Trainer (Java), etc. as per requirement.
- Strengthening and development of IT infrastructure.

#### **Action Research and Capacity Building (Rs. 550.00 lakh)**

It is proposed to organize workshops/ training programmes for senior officers and front line staff and assign short consultancies on important subjects/ issues through concerned wings of the Department. Some of the important studies/ consultancies to be initiated/ undertaken are proposed as follows:

- a) Study on improving elephant habitat in the State with a view to minimise elephant-human conflict;
- b) Capacity building/training of officers of Forest Department at IIM Ranchi/ XLRI Jamshedpur in computer based MIS and project cycle management at Institute approved rates;
- c) Consultancy for developing capacity building capsule on effective implementation of JFM in the state;
- d) Study on impact of forest patta grant on forests under FRA by Jadhavpur University, Kolkata;
- e) Study on impact of water harvesting structures created under CAMPA by Jadhavpur University, Kolkata which is a Key Resource Centre recognized by the Ministry of Drinking Water and Sanitation, Government of India.
- f) Study to create enabling environment for forest mosaic landscape management; and
- g) Any other study/consultancy for better management of forests.

Under (f) above, it is proposed to commission several studies/training programmes. One of key action programmes proposed is to create an enabling environment for conservation, protection and management of "natural forest agriculture mosaic landscape management" to improve the flow of forest ecosystem services to nearby agriculture farms. It is envisaged that such an approach to forest management will greatly enhance the propensity of peoples' participation in sustainable forest management in one of the least costly options. IBRAD, a

national level NGO is already working on this strategic action research, with Agriculture Department, Govt. of West Bengal, and ICAR, Government of India and the proposed project will be implemented by them (IBRAD) in the State of Jharkhand. The detailed proposal is at **Annexure-IX**. Other capacity building programmes as mentioned shall be initiated through capacity building and training of stakeholders including forest field staff, JFMC members and panchayat functionaries, along with development of social and human capital within the JFMCs. It would improve natural resource endowment through community participation to build ecosystem resilience and facilitate women empowerment.

With a view to improvise sustainable harvest of medicinal plants and support livelihoods of forest-dependent communities, it is proposed to establish Common Facility Centres for processing of medicinal plants in Sahebganj, Deoghar and Bokaro as a part of a pilot project. Such Centres may have a direct linkage with the market. Improved livelihoods would help participation of local communities and thus sustainable forest management.

#### **Awareness Generation, promoting voluntary activities/study tours on conservation methods and best practices (Rs. 200.00 lakh)**

Following works are proposed to be carried out at a total cost of Rs. 200.00 lakh :

- Publicity for carrying out plantation activities and organizing programmes at State Hqrs. as well as in all the territorial Divisions on other important days such as World Environment Day, World Forestry Day, Earth Day, World Wild Life Day, etc.;
- High quality green spaces bring considerable benefits to the people's physical and mental health and to the environment. Urban greens with their wide collection of trees and other plants have huge educational potential. It is proposed to have a plan for greening the city of Ranchi especially with respect to land available in the form of parks and gardens, school premises, hospitals, other public places and road side plantation. It is proposed to integrate plan for urban forestry into overall planning of the urban areas.
- Organizing study tour for students & youth to forest areas like Dalma, Betla & Netarhat etc. to make them aware about the activities carried out for conservation of forest and wildlife; Professional/ Experts may also be hired, if required, for this purpose.

#### **Monitoring and Evaluation (Rs. 400.00 lakh)**

Under this head, followings works will be undertaken:

- Audit of CAMPA by Accountant General, Jharkhand;
- Internal audit of CAMPA;
- e-Green Watch Portal – training/updating/ uploading of information, etc. It is proposed to provide manpower for this purpose to strengthen the offices of Regional CCFs, Field Director, Palamau Tiger Reserve CCF, Wild Life and State CAMPA.
- Independent evaluation of works under CAMPA;
- Independent evaluation of CAMPA Permanent Nurseries separately which shall also cover functioning, performance and relevance;



- Jharkhand Vision and Action Plan 2021 now defines the development priority of the State. It envisages effective convergence of various development initiatives at the delivery point. There are 15 thematic areas of focus, which identify key development outcomes to be taken up on Project Mode with timelines and roles. "Sustainable Forest Management" is one of the key Thematic Focus areas, and in addition to its "Lead Role" in this respect, has been designated "Supportive Role" in other Thematic Areas such as Rural Development, Agriculture, Enterprise and Industry etc. Empowered inter-departmental action groups have to set up with focus on process re-engineering and strengthen local self-governance. It is proposed to engage the services of M/s PwC for establishing a Sustainable Forest Management Cell, as M/s PwC is also the Implementation Team engaged at the State level by Govt. of Jharkhand for its Vision and Action Plan 2021. The engagement will be made at the Jharkhand SAC approved rates. It will help in convergence of developmental priorities of other departments with the Forest Department and facilitate to achieve targets in the key area of Sustainable Forest Management, so that the lower formations implement various programmes and schemes of the State Govt. in a convergent mode for the benefit of forests and forest fringe communities as outlined in the vision document.
- Engagement of Professionals/ Personnel viz. Technical support/ Multi-tasking Officers, Chartered Accountant, Manager-Natural Resource Management, Manager-Knowledge Management, Internal Auditor, IT Professional, Computing & office assistance etc. for compiling land release data, recording of receipt of related NPV, compensatory afforestation land and funds, preparation of CAMPA schemes, office support, preparation of accounting/ financial/audit reports, coordination with field functionaries and the Central Government.

The details of expenditure of engagement of professionals /personnel is given at **Annexure -X**.

#### **Other Activities (Rs. 254.047 lakh)**

Following activities are proposed to be taken up under this component:

- Wages of 209 Data Entry Operators for Range Offices;
- Maintenance (4<sup>th</sup> year work) of Gabions in Jharkhand High Court's New Premises at Ranchi;
- Purchase of office & field equipment, reimbursement of actual travel expenditure etc. of temporary staff.

Division and Component-wise details are given in **Annexure-XI**.

#### **Part-III : Compensatory Building Construction (Rs. 69.949 lakh)**

Construction of buildings in lieu of buildings damaged due to NHAI Project of NH-33 Widening in Hazaribag district is proposed at a cost of Rs. 69.949 lakh.



#### **Part -4: Schedule of Rates**

As regards the Schedule of Rates to be followed, it is proposed that for all plantations and allied activities, the Schedule of Rate of the State as circulated by Additional PCCF Development, Jharkhand will be followed. For activities proposed under CA/PCA component, the expenditure will be as per estimates and schemes annexed with the proposals submitted under FC Act by the State and as agreed to by the MoEF&CC. In case of revision in the Schedule of Rates, the construction of buildings, check dams etc., will be undertaken as per the new Schedule of Rates and Technical Sanction accorded by the competent authority. In that case, the proposed amount in the APO will stand modified accordingly. In case of change in the wage rate, the estimated amount will stand enhanced proportionately.

# **ANNEXURES**

**(APO 2018-19)**

# Jharkhand CAMPA

ANNEXURE 1.1

## CA / PCA Completion 2017-18

Sl. No.	Name of F. Div.	Forest Land		Non-Forest Land		Linear Plantation				Total No. of Plants planted
		Area (ha)	No. of Plants planted	Area (ha)	No. of Plants planted	Length (km)	No. of Plants planted	Number (gab)	No. of Plants planted	
1	2	3	4	5	6	7	8	9	10	11
1	Bokaro	342.280	4,50,358	---	---	---	---	---	---	4,50,358
2	Dhanbad	86.600	1,15,792	60.730	60,730	---	---	---	---	1,76,522
3	Girdih (E)	---	---	---	---	---	---	---	---	-
4	Girdih (W)	---	---	---	---	---	---	---	---	-
5	Ramgarh	610.000	10,16,260	---	---	---	---	---	---	10,16,260
6	Deoghar	---	---	---	---	3,500	7,000	---	---	7,000
7	Dumka	16.277	16,277	---	---	2,000	4,000	1,73,666	1,73,666	1,93,943
8	Godda	3.260	5,431	---	---	---	---	---	---	5,431
9	Jamtara	---	---	---	---	---	---	---	---	-
10	Pakur	---	---	---	---	---	---	---	---	-
11	Sahibganj	---	---	---	---	---	---	---	---	-
12	Chatra (N)	399.030	6,64,784	---	---	---	---	---	---	6,64,784
13	Chatra (S)	394.400	6,57,070	---	---	---	---	---	---	6,57,070
14	Hazaribag (E)	---	---	---	---	---	---	---	---	-
15	Hazaribag (W)	1,296.900	15,68,974	---	---	---	---	---	---	15,68,974
16	Koderma	800.000	1,60,000	---	---	---	---	---	---	1,60,000
17	Chaibasa	---	---	---	---	---	---	1,560.000	1,560	1,560
18	Jamshedpur	10.000	16,660	7.500	12,495	---	---	---	---	29,155
19	Kolhan	---	---	---	---	---	---	---	---	-
20	Porahat	---	---	---	---	---	---	---	---	-
21	Saalkela	116.573	1,94,211	---	---	---	---	---	---	1,94,211
22	Saranda	---	---	---	---	---	---	---	---	-
23	Garhwa (N)	100.000	1,66,600	1.166	1,942	---	---	---	---	1,68,542
24	Garhwa (S)	---	---	---	---	---	---	---	---	-
25	Latehar	10.000	10,000	---	---	---	---	494.000	494	10,494
26	Medininagar	---	---	---	---	---	---	---	---	-
27	Khunti	---	---	---	---	---	---	---	---	-
28	Lohardaga	---	---	---	---	---	---	---	---	-
29	Ranchi	316.000	3,83,932	---	---	22.000	44,000	---	---	4,27,932
30	Simdega	---	---	---	---	---	---	---	---	-
31	Gumla	---	---	10.836	18,053	---	---	---	---	18,053
32	H'bag Wildlife	---	---	---	---	---	---	---	---	-
<b>Grand Total</b>		<b>4,501.320</b>	<b>54,26,350</b>	<b>80.232</b>	<b>93,220</b>	<b>27.500</b>	<b>55,000</b>	<b>1,75,720</b>	<b>1,75,720</b>	<b>57,50,289</b>



CA / PCA Completion 2016-17

Sl. No.	Name of F. Div.	Block Plantation		Linear Plantation				Total No. of Plants planted
		Area (ha)	No. of Plants planted	Length (km)	No. of Plants planted	Number (gab)	No. of Plants planted	
1	2	3	4	5	6	7	8	9
1	Bokaro	473.000	7,88,018	---	---	---	---	7,88,018
2	Dhanbad	---	---	14.560	29,120	---	---	29,120
3	Giridih (E)	---	---	---	---	---	---	---
4	Giridih (W)	---	---	---	---	---	---	---
5	Ramgarh	---	---	---	---	26,154	26,154	26,154
6	Deoghar	400.000	4,63,710	---	---	---	---	4,63,710
7	Dumka	61.488	98,556	42.600	85,200	---	---	1,83,756
8	Godda	---	---	---	---	3,600	3,600	3,600
9	Jamtara	18.370	30,604	48.500	97,000	---	---	1,27,604
10	Pakur	73.980	1,23,251	31.310	62,620	---	---	1,85,871
11	Sahibganj	18.600	30,988	47.810	95,620	---	---	1,26,608
12	Chatra (N)	---	---	---	---	---	---	---
13	Chatra (S)	62.000	1,03,292	---	---	---	---	1,03,292
14	Hazaribag (E)	194.000	3,89,800	---	---	---	---	3,89,800
15	Hazaribag (W)	889.769	11,63,167	---	---	---	---	11,63,167
16	Koderma	600.000	4,13,200	---	---	1,500	1,500	4,14,700
17	Chaibasa	---	---	---	---	---	---	---
18	Jamshedpur	---	---	---	---	---	---	---
19	Kolhan	---	---	---	---	---	---	---
20	Porahat	36.530	60,859	---	---	---	---	60,859
21	Saraikele	---	---	---	---	---	---	---
22	Saranda	---	---	---	---	---	---	---
23	Garhwa (N)	---	---	---	---	---	---	---
24	Garhwa (S)	---	---	---	---	---	---	---
25	Latehar	156.360	1,71,996	---	---	---	---	1,71,996
26	Medininagar	---	---	---	---	---	---	---
27	Khunti	61.000	1,01,626	---	---	---	---	1,01,626
28	Lohardaga	127.178	2,11,879	---	---	---	---	2,11,879
29	Ranchi	---	---	---	---	---	---	---
30	Simdega	---	---	---	---	---	---	---
31	Gumia	---	---	---	---	---	---	---
32	H'bag Wildlife	---	---	---	---	---	---	---
	<b>Grand Total</b>	<b>3172.275</b>	<b>4150945</b>	<b>184.780</b>	<b>369560</b>	<b>31254.000</b>	<b>31254</b>	<b>4551759</b>

## CA / PCA Completion 2015-16

Sl. No.	Name of F. Div.	Block Plantation		Linear Plantation				Total No. of Plants planted
		Area (ha)	No. of Plants planted	Length (km)	No. of Plants planted	Number (gab)	No. of Plants planted	
1	2	3	4	5	6	7	8	9
1	Bokaro	150.000	2,49,900	---	---	---	---	2,49,900
2	Dhanbad	35.220	58,677	6.00	12,000	---	---	70,677
3	Girdih (E)	230.000	3,83,180	---	---	---	---	3,83,180
4	Girdih (W)	---	---	---	---	---	---	---
5	Ramgarh	---	---	---	---	1,000	1,000	1,000
6	Deoghar	---	---	---	---	---	---	---
7	Dumka	---	---	---	---	---	---	---
8	Godda	5.000	8,330	---	---	---	---	8,330
9	Jamtara	---	---	---	---	---	---	---
10	Pakur	---	---	---	---	---	---	---
11	Sahibganj	---	---	---	---	---	---	---
12	Chatra (N)	---	---	---	---	---	---	---
13	Chatra (S)	322.400	5,37,118	---	---	---	---	5,37,118
14	Hazaribag (E)	232.000	2,55,200	---	---	---	---	2,55,200
15	Hazaribag (W)	403.000	4,43,300	---	---	---	---	4,43,300
16	Koderma	31.600	52,646	---	---	---	---	52,646
17	Chaibasa	---	---	---	---	---	---	---
18	Jamshedpur	---	---	---	---	---	---	---
19	Kolhan	---	---	---	---	---	---	---
20	Porahat	---	---	---	---	---	---	---
21	Saralkela	---	---	---	---	---	---	---
22	Saranda	---	---	---	---	---	---	---
23	Garhwa (N)	---	---	---	---	---	---	---
24	Garhwa (S)	---	---	---	---	---	---	---
25	Latehar	130.000	1,43,000	---	---	---	---	1,43,000
26	Medininagar	---	---	---	---	---	---	---
27	Khunti	---	---	---	---	---	---	---
28	Lohardaga	---	---	---	---	---	---	---
29	Ranchi	---	---	---	---	---	---	---
30	Simdega	66.350	80,745	---	---	---	---	80,745
31	Gumla	---	---	---	---	---	---	---
32	H'bag Wildlife	---	---	---	---	---	---	---
	<b>Grand Total</b>	<b>1605.570</b>	<b>2212095</b>	<b>6.000</b>	<b>12000</b>	<b>1000</b>	<b>1000</b>	<b>2225095</b>



**Jharkhand CAMPA**  
**NPV Plantation (Completion)**

Sl. No.	Name of F. Div.	FY 2015-16					FY 2016-17					FY 2017-18	
		Afforestation & Soil Conservation		Linear Gabion Plantation		Total No. of Plants planted	Afforestation & Soil Conservation]		Linear Gabion Plantation		Total No. of Plants planted	Afforestation & Soil Conservation)	
		Physical	No. of Plants planted	No. of Gabion	No. of Plants planted		Physical	No. of Plants planted	No. of Gabion	No. of Plants planted		Physical	No. of Plants planted
1	2	3	4	5	6	7	8	9	10	11	12	13	14
1	Bokaro	150.000	2,49,900	---	---	2,49,900	150.000	2,49,900	---	---	2,49,900	100.000	1,66,600
2	Dhanbad	150.000	2,49,900	---	---	2,49,900	150.000	2,49,900	---	---	2,49,900	100.000	1,66,600
3	Giridih (E)	150.000	2,49,900	---	---	2,49,900	150.000	2,49,900	---	---	2,49,900	100.000	1,66,600
4	Giridih (W)	300.000	4,99,800	---	---	4,99,800	300.000	4,99,800	---	---	4,99,800	100.000	1,66,600
5	Ramgarh	100.000	1,66,600	---	---	1,66,600	75.000	1,24,950	---	---	1,24,950	---	---
6	Deoghar	---	---	---	---	---	---	---	---	---	---	---	---
7	Dumka	---	---	---	---	---	150.000	2,15,940	---	---	2,15,940	100.000	1,00,000
8	Godda	120.000	1,99,920	---	---	1,99,920	135.000	2,24,910	---	---	2,24,910	100.000	1,66,600
9	Jamtara	150.000	2,49,900	---	---	2,49,900	---	---	---	---	---	100.000	1,66,600
10	Pakur	---	---	---	---	---	30.000	49,980	---	---	49,980	---	---
11	Sahibganj	---	---	---	---	---	120.000	1,99,920	---	---	1,99,920	---	---
12	Chatra (N)	245.000	4,08,170	---	---	4,08,170	250.000	4,16,500	---	---	4,16,500	100.000	1,66,600
13	Chatra (S)	200.000	3,33,200	---	---	3,33,200	250.000	4,16,500	---	---	4,16,500	100.000	1,66,600
14	Hazaribag (E)	200.000	3,33,200	---	---	3,33,200	200.000	3,33,200	---	---	3,33,200	100.000	1,66,600
15	Hazaribag (W)	240.000	3,99,840	---	---	3,99,840	200.000	3,33,200	---	---	3,33,200	100.000	1,66,600
16	Koderma	200.000	3,33,200	---	---	3,33,200	185.000	3,08,210	---	---	3,08,210	25.000	41,650
17	Chaibasa	150.000	2,49,900	---	---	2,49,900	50.000	83,300	---	---	83,300	---	---
18	Jamshedpur	200.000	3,33,200	---	---	3,33,200	250.000	4,16,500	---	---	4,16,500	200.000	2,33,300
19	Kolhan	150.000	2,49,900	---	---	2,49,900	---	---	---	---	---	---	---
20	Porahat	---	---	---	---	---	---	---	---	---	---	---	---
21	Saalkela	100.000	1,66,600	---	---	1,66,600	150.000	2,49,900	---	---	2,49,900	100.000	1,66,600
22	Saranda	150.000	2,49,900	---	---	2,49,900	---	---	---	---	---	---	---
23	Garhwa (N)	50.000	83,300	---	---	83,300	100.000	1,66,600	---	---	1,66,600	50.000	83,300
24	Garhwa (S)	100.000	1,66,600	---	---	1,66,600	140.000	2,33,240	---	---	2,33,240	50.000	50,000
25	Latehar	170.000	2,83,220	---	---	2,83,220	100.000	1,66,600	---	---	1,66,600	100.000	1,00,000
26	Medininagar	150.000	2,49,900	---	---	2,49,900	90.000	1,49,940	---	---	1,49,940	100.000	1,00,000
27	Khunti	110.000	1,83,260	---	---	1,83,260	120.000	1,65,960	---	---	1,65,960	69.000	69,000
28	Lohardaga	125.000	2,08,250	---	---	2,08,250	50.000	55,000	---	---	55,000	100.000	1,10,000
29	Ranchi	250.000	4,16,500	3,200	3,200	4,19,700	213.000	2,34,300	1,360	1,360	2,35,660	100.000	1,00,000
30	Simdega	123.000	2,04,918	---	---	2,04,918	170.000	1,87,000	---	---	1,87,000	70.000	70,000
31	Gumla	125.000	2,08,250	---	---	2,08,250	100.000	1,10,000	---	---	1,10,000	30.000	30,000
32	PTR (Buffer)	---	---	---	---	---	---	---	---	---	---	---	---
33	PTR (Core)	---	---	---	---	---	---	---	---	---	---	---	---



Sl. No.	Name of F. Div.	FY 2015-16					FY 2016-17					FY 2017-18	
		Afforestation & Soil Conservation		Linear Gabion Plantation		Total No. of Plants planted	Afforestation & Soil Conservation)		Linear Gabion Plantation		Total No. of Plants planted	Afforestation & Soil Conservation)	
		Physical	No. of Plants planted	No. of Gabion	No. of Plants planted		Physical	No. of Plants planted	No. of Gabion	No. of Plants planted		Physical	No. of Plants planted
1	2	3	4	5	6	7	8	9	10	11	12	13	14
34	Ele. Proj, JSR	---	---	---	---	---	---	---	---	---	---	20,000	33,320
35	H'bag WL	100,000	1,66,600	---	---	1,66,600	---	---	---	---	---	---	---
36	Ranchi WL	---	---	---	---	---	---	---	---	---	---	---	---
37	Deoghar SF	106,000	1,76,596	---	---	1,76,596	15,000	24,990	---	---	24,990	27,500	45,815
38	Dumka SF	332,000	5,53,112	---	---	5,53,112	350,000	5,83,100	---	---	5,83,100	---	---
39	Garhwa SF	325,000	5,41,450	---	---	5,41,450	336,000	5,59,776	---	---	5,59,776	180,000	2,99,880
40	Hazaribag SF	350,000	5,83,100	---	---	5,83,100	333,000	5,54,778	---	---	5,54,778	180,000	2,99,880
41	Koderma SF	350,000	5,83,100	---	---	5,83,100	350,000	5,83,100	---	---	5,83,100	180,000	2,99,880
42	Latehar SF	340,000	5,66,440	---	---	5,66,440	350,000	5,83,100	---	---	5,83,100	180,000	2,99,880
43	Adityapur SF	200,000	3,33,200	---	---	3,33,200	300,000	4,99,800	---	---	4,99,800	180,000	2,99,880
44	Chaibasa SF	350,000	5,83,100	---	---	5,83,100	350,000	5,83,100	---	---	5,83,100	180,000	1,80,000
45	Ranchi SF	---	---	---	---	---	90,000	1,21,640	---	---	1,21,640	90,000	90,000
46	Simdega SF	310,000	5,16,460	---	---	5,16,460	272,000	2,99,200	---	---	2,99,200	180,000	1,80,000
	Grand Total -	6921.00	11530386	3200	3200	11533586	6624.00	10483734	1360	1360	10485094	3491.50	4948185

**CAMPA (Other works)**  
**Year-wise Works (FY 2010-11 to 2017-18)**

No.	Other Works	Unit	FY 2010-11	FY 2011-12	FY 2012-13	FY 2013-14	FY 2014-15	FY 2015-16	FY 2016-17	FY 2017-18	Total
1	Water Harvesting/Retention Structures	No.	601	323	229	248	340	308	1	0	2050
2	Permanent Nurseries - Maintenance	Ha.	---	101.69	101.69	101.55	101.55	97.05	87.25	86.25	
3	NR, Silviculture operation and Soil & Moisture conservation	Ha.	---	---	---	---	---	---	850.00	2199.43	3049.43
4	Boundary Pillars- Construction	No.	---	---	---	---	43446	---	28115	40481	112042
5	Strengthening of GIS Cells	Unit	---	---	---	---	6	6	6	6	
6	Digitisation of Cadastral Sheets	Villages	---	---	---	7134	700	570	0	0	8404
7	New Building Construction (Frontline Staff)	No.	---	---	---	51	108	42	0	75	276
8	Building Repair (Frontline Staff)	No.	---	---	---	563	406	651	0	948	
9	Forest Road Repair	Km	---	---	4412.17	2329.58	3421.70	2747.96	2843.60	3146.28	
10	Vehicles (Frontline Staff)	No.	---	---	0	60	54	16	1	5	136
11	Home guards for Forest Protection	No.	---	---	---	---	480	544	585	650	

**Other expenditure heads :**

12	Dev. Of Wildlife Sanctuaries
13	Anti-depredation Scheme
14	POL Expenses (136 Vehicles)
15	Wages of Drivers (136 Nos)
16	Wages for Computer Operator (192 Nos.)

**Forestry and other activities carried out in the state in last three years from the fund received under other schemes**

(Rs. in Lakh)

Sl. No.	Major Head/ Minor Heads of Development (Scheme-wise)	2015-16	2016-17	2017-18
<b>A</b>	<b>2406 – Forestry and Wildlife</b>			
<b>A.1</b>	<b>Centrally Sponsored Schemes (State Share)</b>			
	<b>Continuing Schemes</b>			
1	Intensification of Forest Management (CSS: 60:40) State Share	145.489	182.830	62.910
2	Palamau Tiger Reserve (CSS: 60:40) State Share	0.000	109.791	131.900
3	Paalamau Tiger Reserve (CSS: 50:50) State Share	78.537	185.000	180.726
4	Project Elephant (CSS: 60:40)	0.000	80.000	81.804
5	Integrated Development of Wildlife Habitat (CSS: 60:40) State Share	0.000	80.000	45.635
6	Sub-Mission of Agro Forestry (CSS: 60:40) State Share			144.000
7	National Afforestation Programme (NAP) (CSS: 60:40) State Share	0.000	426.380	0.000
	<b>Total A.1 (Sl. No. 1 to 7)</b>	<b>224.026</b>	<b>1064.001</b>	<b>646.975</b>
<b>A.2</b>	<b>State Plan Schemes</b>			
	<b>Restructured Schemes</b>			
1	Training, Publicity, Research & Evaluation (Old schemes : (i) 01-Forest Survey, Working Plans, Research & Evaluation (ii) 02-Training Facilities (iii) 20-Forest Publicity)	0.000	0.000	1246.301
	<b>Continuing Schemes</b>			
1	Mukhyamantri Jan-Van Yojna	0.000	1000.000	84.053
2	Third Party evaluation of forestry schemes	0.000	100.000	0.000
3	Afforestation & Soil Conservation on Notified Forest Land	6657.929	10891.084	11486.662
4	Afforestation on Land Outside Notified forest	5265.700	6780.320	6373.912
5	Digitization and Consolidation of Forest Boundary & Records	3198.577	4000.000	4001.596
6	Modernization & IT enabled Services for Forest Offices	505.509	735.000	300.766
7	Wildlife Crime Control	225.788	300.000	1885.037
8	Eco-development, Wildlife Education and Awareness	197.353	300.000	0.000
9	Permanent Nurseries & Seed Orchards	72.903	413.470	6.173
10	Development of Minor Forest Produce	1376.413	1637.006	1487.414
11	Forest Management Facilities	2397.575	2500.000	2742.885
12	Training Facilities	158.950	300.000	0.000
13	Publicity & Public Relations	151.020	275.000	0.000
14	Forest Survey, Working Plans, Research & Evaluation	215.921	300.000	0.000
15	Jharkhand Participatory Forest Management Project	32.971	85.880	71.383
16	Silvicultural operations	0.000	1872.139	2639.265
	<b>Sub Total (Sl. No. 1 to 19)</b>	<b>20456.609</b>	<b>31489.899</b>	<b>32325.447</b>
1	13th Finance Commission (Grant-in-aid)	0.000	0.000	
	<b>Total A (A.1 + A.2)</b>	<b>20680.635</b>	<b>32553.900</b>	<b>32972.422</b>
<b>B</b>	<b>4406 – Capital Outlay on Forestry and Wildlife</b>			
	<b>Continuing Schemes</b>			
1	Grant-in-aid to JHARPARKS	50.000	500.000	1083.480
2	Grant-in-aid to Jharkhand State Zoo Authority	500.000	500.000	650.000
3	Grant-in-aid to Jharkhand State Bio-diversity Board and Other Autonomous bodies (NTEP Board etc.) of the Department	200.000	200.000	300.000
4	Grant-in-aid to Eco-tourism	0.000	800.000	876.978
	<b>Total C (Sl. No. 1 to 3)</b>	<b>750.000</b>	<b>2000.000</b>	<b>2910.458</b>
	<b>Grand Total (A.1+ A.2+B)</b>	<b>21430.635</b>	<b>34553.900</b>	<b>35882.880</b>



## ABSTRACT

## Detailed data base of Forest Lands Diversion under F.C. Act, 1980

Sl. No.	Period of Land Diversion & Fund Deposits	Sl. No.	Proposal Name & number	Category (Mining, Road etc.)	User Agency (State Govt., Govt. Private/ General)	Area of Forest land applied for (ha)	Area of forest Diverted (ha)	Proposal Status	CA (if applicable) (in ha)	Area of NPL identified under general category (in ha)	Area of DPL identified under exempt category (in ha)	Less than one ha of forest land diverted under exempt category (in ha)	NPV Rs. (in lakh)	CA Rs. (in lakh)	ACA Rs. (in lakh)	PCA Rs. (in lakh)	CAT Rs. (in lakh)	Others, if any	Interest Amount	Total amount Rs. (in lakh)	Remarks
1	2	3	4	5	6	7	8	9	10	11	12	13	14	15	16	17	18	19	20	21	22
	25.10.1980 to 31.11.2000	71				3,571.383	3,571.309		3,248.208	491.985	2,667.266	1.179	53,78.976	1,163.491	90.216	531.316	681.683			9,051.814	
	16.11.2000 to 31.03.2006	80				7,094.053	6,585.853		11,318.981	272.599	8,436.144	2,000	42,316.118	4,888.365	1,632.070	3,666.857	3,189.053			17,673.665	
	01.04.2006 to 31.03.2012	208				18,873.794	9,275.778		22,992.258	1,559.796	10,992.507	10,419	1,05,355.729	13,152.530	2,200.011	1,871.707	2,512.468			1,18,580.022	
	01.04.2012 to 31.03.2015	120				6,063.922	4,089.137		5,186.307	77.795	3,603.022	5,908	25,578.000	9,243.101	1,228.336	801.000	1,657.126			48,996.753	
	01.04.2015 to 31.12.2016	41				2,611.696	1,634.155		2,602.582	48.995	2,654.938	-	1,009.027	1,507.389	368.231	25.145	99.608			5,009.540	
	<b>Total</b>	<b>578</b>				<b>37,114.848</b>	<b>25,286.035</b>		<b>48,110.340</b>	<b>2,450.540</b>	<b>27,200.653</b>	<b>23,905</b>	<b>1,87,878.850</b>	<b>37,136.658</b>	<b>8,205.754</b>	<b>8,208.984</b>	<b>12,139.068</b>			<b>7,47,318.225</b>	

## Detailed data base of Old Projects Renewal under F.C. Act, 1980

Sl. No.	Period of Land Diversion & Fund Deposits	Sl. No.	Proposal Name & number	Category (Mining, Road etc.)	User Agency (State Govt., Govt. Private/ General)	Area of Forest land applied for (ha)	Area of forest Diverted (ha)	Proposal Status	CA (if applicable) (in ha)	Area of NPL identified under general category (in ha)	Area of DPL identified under exempt category (in ha)	Less than one ha of forest land diverted under exempt category (in ha)	NPV Rs. (in lakh)	CA Rs. (in lakh)	ACA Rs. (in lakh)	PCA Rs. (in lakh)	CAT Rs. (in lakh)	Others, if any	Interest Amount	Total amount Rs. (in lakh)	Remarks
1	2	3	4	5	6	7	8	9	10	11	12	13	14	15	16	17	18	19	20	21	22
	25.10.1980 to 31.11.2000	10				1433.554	1419.674		1573.886	1573.886	1262.816	0.000	5144.053	782.771	0.000	538.343	0.363			6468.537	
	16.11.2000 to 31.03.2006	13				1104.329	1093.240	0.000	1664.699	181.500	1527.254	0.000	5902.181	897.111	0.000	709.142	0.196			7508.730	
	01.04.2006 to 31.03.2012	30				1629.451	959.602	0.000	1861.763	6.781	1807.420	0.000	2357.478	1455.854	28.550	2.308	0.809			3844.901	
	01.04.2012 to 31.03.2015	12				1104.891	1105.893	0.000	295.004	0.000	59.799	0.000	2280.887	2437.447	0.000	0.000	0.000			2328.344	
	01.04.2015 to 31.12.2016	8				308.493	171.440	0.000	237.308	0.000	191.689	0.000	46.843	81.390	0.000	0.000	0.000			78.125	
	<b>Total</b>	<b>73</b>				<b>5479.518</b>	<b>4743.848</b>	<b>0.000</b>	<b>5822.618</b>	<b>1762.127</b>	<b>4828.369</b>	<b>0.000</b>	<b>38231.458</b>	<b>3804.566</b>	<b>28.550</b>	<b>1250.793</b>	<b>1.168</b>	<b>0.000</b>	<b>0.000</b>	<b>43136.523</b>	
	<b>Grand Total</b>		<b>651.000</b>	<b>0.000</b>	<b>0.000</b>	<b>42693.368</b>	<b>30006.883</b>	<b>0.000</b>	<b>60732.958</b>	<b>4112.668</b>	<b>32024.222</b>	<b>23,905</b>	<b>214230.309</b>	<b>37240.623</b>	<b>8133.804</b>	<b>8208.877</b>	<b>12141.156</b>	<b>0.000</b>	<b>0.000</b>	<b>290654.771</b>	

CAMPA WORKS (1)  
Statement of Financial Year- wise Plantations under CAMPA (FY 2010-11 to 2017-18)  
(Based on Completion/ Plantation year)

Scheme	Item	FY 2010-11		FY 2011-12		FY 2012-13		FY 2013-14		FY 2014-15		FY 2015-16		FY 2016-17		FY 2017-18		Grand Total	
		Area/Road length/No. of Gab	No. of Seedling planted	Area/Road length/No. of Gab	No. of Seedling planted	Area/Road length/No. of Gab	No. of Seedling planted	Area/Road length/No. of Gab	No. of Seedling planted	Area/Road length/No. of Gab	No. of Seedling planted	Area/Road length/No. of Gab	No. of Seedling planted	Area/Road length/No. of Gab	No. of Seedling planted	Area/Road length/No. of Gab	No. of Seedling planted	Area/Road length/No. of Gab	No. of Seedling planted
1	2	3	4	5	6	7	8	9	10	11	12	13	14	15	16	17	18	19	20
CA/PCA	Forest Land	--	--	5,965,215	83,01,744	3,725,590	49,38,524	2,319,570	37,66,354	2,878,540	42,79,071	1,507,820	20,76,700	2,988,407	38,48,504	4,501,320	54,28,300	33,875,801	3,32,29,252
	Non-Forest Land	--	--	8,900	7,150	912,085	11,52,452	--	--	134,330	1,95,596	97,250	1,33,390	183,888	1,02,461	80,232	93,219	1,414,940	18,90,748
	Sub Total (Block Pl.)	--	--	6,054,115	83,08,894	4,637,675	60,90,976	2,319,570	37,66,354	3,013,070	44,74,667	1,605,070	22,12,090	3,172,295	41,50,965	4,581,552	55,18,519	35,290,741	3,51,20,000
CA/PCA	Linear Pl. (km)	48,000	8,800	--	--	--	--	--	--	--	--	8,500	12,000	184,750	3,69,580	27,500	55,000	287,280	4,48,580
	Linear Pl. (Gabion)	--	--	--	--	--	--	--	--	--	--	38,000	1,000	--	21,254	--	1,76,720	--	2,43,974
	Sub Total (Linear Pl.)	48,000	8,800	--	--	--	--	--	--	--	38,000	8,500	13,000	184,750	4,00,834	27,500	56,720	287,280	4,92,554
NPV Pl.	Establishment of Natural Forests	--	--	28,792,000	57,58,400	300,000	80,000	--	--	--	--	--	--	--	--	--	--	29,082,000	58,18,400
	Afforestation & Soil conservation	--	--	3,000,000	51,47,940	3,278,360	54,58,398	4,824,480	77,04,394	5,810,000	84,71,218	6,821,000	1,18,30,388	8,824,000	1,04,83,734	3,491,300	49,48,380	33,837,330	5,47,84,438
	Sub Total (NPV Pl.)	--	--	31,792,000	1,09,06,340	3,078,360	80,58,398	4,824,480	77,04,394	5,810,000	84,71,218	6,821,000	1,18,30,388	8,824,000	1,04,83,734	3,491,300	49,48,380	63,919,330	6,95,82,838
NPV Pl.	Linear Pl. (Gabion)	--	--	--	--	--	--	--	--	--	--	--	3,300	--	1,380	--	--	--	4,680
	Sub Total	--	--	--	--	--	--	--	--	--	--	--	3,300	--	1,380	--	--	--	4,680
	Structure, Natural Regeneration & SAC works	--	--	--	--	--	--	--	--	--	--	--	--	--	--	--	--	--	--
	Sub Total	--	--	--	--	--	--	--	--	--	--	--	--	--	--	--	--	--	--
	Grand Total	48,000	8,800	37,851,815 ha	2,02,16,234	8,213,500 ha	1,12,16,374	6,944,335 ha	1,14,70,738	6,914,870 ha + 6.80 km + 3600 gab	1,30,81,877	8,828,370 ha + 6.80 km + 3200 gab	1,37,89,681	8,768,278 ha + 184,750 km + 3200 gab	1,90,36,953	8,073,850 ha + 27,500 km + 136726 gab	1,06,88,674	83,220,121 ha + 357,280 km + 248,834 gab	9,63,87,233

## Different forestry schemes being implemented in the state (State Plan)

Sl. No.	Scheme Name
<b>A.1</b>	<b>Centrally Sponsored Schemes</b>
	<i>Continuing Schemes</i>
1	Intensification of Forest Management (CSS; 60:40)
2	Palamau Tiger Reserve (CSS; 60:40)
3	Palamau Tiger Reserve (CSS; 50:50)
4	Project Elephant (CSS; 60:40)
5	Integrated Development of Wildlife Habitat (CSS; 60:40)
6	Sub-Mission of Agro Forestry (CSS; 60:40)
<b>A.2</b>	<b>State Plan Schemes</b>
	<i>Restructured Schemes</i>
1	Wildlife Conservation & Crime Control (Old schemes : (i) 45-Wildlife Crime Control (ii) 44-Eco Development, Wildlife Education and Awareness (iii) 24-Wildlife Conservation)
2	Training, Publicity, Research & Evaluation (Old schemes : (i) 01-Forest Survey, Working Plans, Research & Evaluation (ii) 02-Training Facilities (iii) 20-Forest Publicity )
	<i>Continuing Schemes</i>
3	Mukhyamantri Jan-Van Yojna
4	Jharkhand State Climate Change Action Unit
5	Third Party evaluation of forestry schemes
6	Afforestation & Soil Conservation on Notified Forest Land
7	Afforestation on Land Outside Notified forest
8	Digitization and Consolidation of Forest Boundary & Records
9	Modernization & IT enabled Services for Forest Offices
10	Wildlife Crime Control
11	Eco-development, Wildlife Education and Awareness
12	Permanent Nurseries & Seed Orchards
13	Development of Minor Forest Produce
14	Wildlife Conservation
15	Forest Management Facilities
16	Training Facilities
17	Publicity & Public Relations
18	Forest Survey, Working Plans, Research & Evaluation
19	Jharkhand Participatory Forest Management Project
20	Silvicultural operations
<b>B</b>	<b>4406 – Capital Outlay on Forestry and Wildlife</b>
	<i>Continuing Schemes</i>
1	Grant-in-aid to JHARPARKS
2	Grant-in-aid to Jharkhand State Zoo Authority
3	Grant-in-aid to Jharkhand State Bio-diversity Board and Other Autonomous bodies of the Department
4	Grant-in-aid to Eco-tourism



Annexure - 6

**Total afforestation work done in last three years under State Plan in various schemes being implemented in the state**

S. No.	Year	State Plan	
		Area (in Ha)	No. of plants
1	2015-16	10,086.90	128,95,549
2	2016-17	6,730.26	110,78,744
3	2017-18	11,636.18	168,91,034
<b>TOTAL</b>		<b>28,453.34</b>	<b>408,65,327</b>

Ad-hoc

Compensatory Afforestation Fund Management and Planning Authority  
 Constituted by the Hon'ble Supreme Court of India, by Order dated 5<sup>th</sup> May 2006 in  
 IA No.1337 with IA Nos.827, 1122, 1216, 1473 in  
 WP (Civil) No.202 of 1995 : T N Godavarman Thirumalpad Vs Union of India & Ors.

4<sup>th</sup> floor, Block No.3, CGG Complex, New Delhi - 110 003Ph.(011) 24368006. FAX No.(011) 24368007. E-mail : [adhoc-campa-mef@nic.in](mailto:adhoc-campa-mef@nic.in)

No.13-34/2016-CAMPA

Dated the 19<sup>th</sup> December 2017.Order.

It has been decided to constitute a Committee, with the following composition to consider and -make recommendations on monitoring of Projects undertaken with financial assistance from the corpus held with the Ad-hoc Compensatory Afforestation Fund Management and Planning Authority, viz. :

- |   |             |
|---|-------------|
| 1. Dr Tejinder Singh, Addl PCCF (Central), MoEF&CC, Bhopal        | Chairman    |
| 2. Shri M R G Reddy, Addl PCCF (Central), MoEF&CC - Chennai       |             |
| 3. Shri Kanwarjit Singh, Addl PCCF (Central), MoEF&CC, Nagpur     |             |
| 4. Shri C D Singh, Addl PCCF (Central), MoEF&CC, Chandigarh       |             |
| 5. 1 person each to be nominated by the DG FSI/ DG ICFRE/ Dir WII |             |
| 6. IGF.FC), MoEF&CC/ Member Secretary AD-hoc CAMPA                | Members     |
| 7. Dy Inspector General of Forest (FC), MoEF&CC                   | Member Secy |

2. The terms of reference of the Committee shall be :

- (1) to develop the framework for monitoring of all works undertaken from the Compensatory Afforestation Funds, released by the Ad-hoc CAMPA;
- (2) to develop proper forms to be filled and submitted for monitoring;
- (3) to analyse the existing conditions and develop the standard and general conditions to be stipulated in the forest clearance granted under the FC Act 1980. These conditions should be quantifiable, measurable visible and monitorable by the authorities responsible for monitoring of compliance of these conditions;
- (4) to suggest agencies which may be registered for monitoring of the works and suggest the terms and conditions proposed and submitted with the monitoring report, as Annexure.

3. The Committee shall meet at such venues, dates/ intervals as may be determined by the Chairman. The Chairman shall be at liberty to constitute

Apeel, CAMPA

Please discuss

S  
8/1/18

कार्यालय प्रधान मु.प.सं. कारखाना

दि.सं.सं.सं. 76

दिनांक 09-01-18

b  
15-1-2018

sub- Committees to whom specific issues may be referred for focused consideration and report.

4. The expenses on deliberations of the Committee shall be met from the same source as the salaries of the Members are drawn.

5. The Committee shall submits its report within a period of 6 months.

  
(D K Sinha)

Inspector General of Forests and  
Chief Executive Officer, Ad-hoc CAMPA

To :

- 1. All Members of the Committee ;
  - 2. Pr CCFs / HoFF, All States/ UTs ;
- PPS to DGF&SS/ PPS to Addl DGF.FC /WL/NTCA/



## Annexure- 8

## Budgetary allocation in the state in previous year for forestry &amp; ancillary activities under state schemes

(Rs. in Lakh)

Sl. No.	Major Head/ Minor Heads of Development (Scheme-wise)	2017-18
<b>A</b>	<b>2406 – Forestry and Wildlife</b>	
<b>A.1</b>	<b>Centrally Sponsored Schemes (State Share)</b>	
	<b>Continuing Schemes</b>	
1	Intensification of Forest Management (CSS; 60:40) State Share	62.910
2	Palamau Tiger Reserve (CSS; 60:40) State Share	131.900
3	Palamau Tiger Reserve (CSS; 50:50) State Share	180.726
4	Project Elephant (CSS; 60:40)	81.804
5	Integrated Development of Wildlife Habitat (CSS; 60:40) State Share	45.635
6	Sub-Mission of Agro Forestry (CSS; 60:40) State Share	144.000
7	National Afforestation Programme (NAP) (CSS; 60:40) State Share	0.000
	<b>Total A.1 (Sl. No. 1 to 7)</b>	<b>646.975</b>
<b>A.2</b>	<b>State Plan Schemes</b>	
	<b>Restructured Schemes</b>	
1	Training, Publicity, Research & Evaluation (Old schemes : (i) 01-Forest Survey, Working Plans, Research & Evaluation (ii) 02-Training Facilities (iii) 20-Forest Publicity )	1246.301
	<b>Continuing Schemes</b>	
1	Mukhyamantri Jan-Van Yojna	84.053
2	Third Party evaluation of forestry schemes	0.000
3	Afforestation & Soil Conservation on Notified Forest Land	11486.662
4	Afforestation on Land Outside Notified forest	6373.912
5	Digitization and Consolidation of Forest Boundary & Records	4001.596
6	Modernization & IT enabled Services for Forest Offices	300.766
7	Wildlife Crime Control	1885.037
8	Eco-development, Wildlife Education and Awareness	0.000
9	Permanent Nurseries & Seed Orchards	6.173
10	Development of Minor Forest Produce	1487.414
11	Forest Management Facilities	2742.885
12	Training Facilities	0.000
13	Publicity & Public Relations	0.000
14	Forest Survey, Working Plans, Research & Evaluation	0.000
15	Jharkhand Participatory Forest Management Project	71.383
16	Silvicultural operations	2639.265
	<b>Sub Total (Sl. No. 1 to 16)</b>	<b>32325.447</b>
	<b>Total A (A.1 + A.2)</b>	<b>32972.422</b>
<b>B</b>	<b>4406 – Capital Outlay on Forestry and Wildlife</b>	
	<b>Continuing Schemes</b>	
1	Grant-in-aid to JHARPARKS	1083.480
2	Grant-in-aid to Jharkhand State Zoo Authority	650.000
3	Grant-in-aid to Jharkhand State Bio-diversity Board and Other Autonomous bodies (NTFP Board etc.) of the Department	300.000
4	Grant-in-aid to Eco-tourism	876.978
	<b>Total C (Sl. No. 1 to 3)</b>	<b>2910.458</b>
	<b>Grand Total (A.1+ A.2+B)</b>	<b>35882.880</b>

Jharkhand CAMPA

ANNEXURE I

CA / PCA (Completion & Maintenance) 2018-19

(Rs. in lakh)

Sl. No.	Name of F. Div.	Forest Land Cmp Work		Non-Forest Land Compl. Work		CA/PCA Linear Pl. Comp work				Forest Land Maint. Yr 3		CA/PCA Linear Pl. Maint. Yr 3				Forest Land Maint. Yr 4	
		Area (ha)	Amount	Area (ha)	Amount	Length (km)	Amount	No. (gab)	Amount	Area (ha)	Amount	Length (km)	Amount	No. (gab)	Amount	Area (ha)	Amount
1	2	3	4	5	6	7	8	9	10	11	12	13	14	15	16	17	18
1	Bokaro	483.920	128.606	---	---	---	---	---	---	342.280	42.590	---	---	---	---	473.000	53.176
2	Dhanbad	77.000	22.447	20.360	6.723	---	---	---	---	147.330	21.614	---	---	---	---	---	---
3	Giridih (E)	212.350	63.032	---	---	---	---	---	---	---	---	---	---	---	---	---	---
4	Giridih (W)	---	---	---	---	---	---	---	---	---	---	---	---	---	---	---	---
5	Ramgarh	125.000	36.525	---	---	---	---	---	---	610.000	82.507	---	---	---	---	---	---
6	Deoghar	170.000	49.805	---	---	---	---	---	---	---	---	3.500	4.993	---	---	400.000	37.356
7	Dumka	---	---	---	---	---	---	173666	597.810	16.277	1.873	2.000	2.853	1,71,666	594.783	61.488	8.063
8	Godda	---	---	---	---	---	---	---	---	3.260	1.215	---	---	---	---	---	---
9	Jamtara	3.460	2.226	---	---	2.237	2.916	---	---	---	---	---	---	---	---	18.370	2.292
10	Pakur	45.900	14.172	---	---	---	---	---	---	---	---	---	---	---	---	73.980	9.208
11	Sahibganj	---	---	---	---	---	---	---	---	---	---	---	---	---	---	18.600	3.177
12	Chatra (N)	---	---	---	---	---	---	---	---	399.030	53.274	---	---	---	---	---	---
13	Chatra (S)	146.585	44.227	---	---	---	---	---	---	394.400	53.794	---	---	---	---	62.000	6.545
14	Hazaribag (E)	---	---	---	---	---	---	---	---	---	---	---	---	---	---	194.000	23.417
15	Hazaribag (W)	230.000	44.993	---	---	11.000	14.340	---	---	1,296.900	122.961	---	---	---	---	889.769	86.019
16	Koderma	---	---	3.000	1.451	---	---	500	2.144	800.000	31.845	---	---	---	---	600.000	35.793
17	Chaibasa	---	---	---	---	---	---	---	---	---	---	---	---	1,560	5.343	---	---
18	Jamshedpur	---	---	---	---	---	---	---	---	17.500	3.539	---	---	---	---	---	---
19	Kolhan	---	---	---	---	---	---	---	---	---	---	---	---	---	---	---	---
20	Parahat	62.720	12.924	---	---	---	---	---	---	---	---	---	---	---	---	36.530	5.435
21	Seraikela	---	---	---	---	---	---	---	---	116.573	20.309	---	---	---	---	---	---
22	Seraikela	---	---	---	---	---	---	---	---	---	---	---	---	---	---	---	---
23	Garhwa (N)	60.000	17.271	---	---	---	---	---	---	101.166	14.124	---	---	---	---	---	---
24	Garhwa (S)	---	---	---	---	---	---	---	---	---	---	---	---	---	---	---	---
25	Latehar	47.950	9.190	---	---	---	---	---	---	10.000	1.607	---	---	494	1.602	156.360	13.384
26	Medininagar	---	---	---	---	---	---	---	---	---	---	---	---	---	---	---	---
27	Gumla	19.638	6.408	126.060	27.398	---	---	---	---	10.836	3.038	---	---	---	---	---	---
28	Khunti	---	---	18.950	5.698	---	---	---	---	---	---	---	---	---	---	61.000	7.334
29	Lohardaga	---	---	---	---	---	---	---	---	---	---	---	---	---	---	127.178	15.070
30	Ranchi	---	---	---	---	---	---	---	---	316.000	28.615	22.000	31.383	---	---	---	---
31	Simdega	15.336	4.734	---	---	---	---	---	---	---	---	---	---	---	---	---	---
32	Hbag Wildlife	---	---	---	---	---	---	---	---	---	---	---	---	---	---	---	---
	Grand Total	1699.859	456.566	168.380	41.271	13.237	17.256	174166	599.954	4581.552	483.907	27.500	39.229	175720	601.818	3172.275	306.270



Sl. No.	Name of F. Div.	CA/PCA Linear PL Maint. Yr 4				Forest Land Maint. Yr 5		CA/PCA Linear PL Maint. Yr 5				Forest Land Maint. Yr 6		CA/PCA Linear PL Maint. Yr 6		Forest Land Maint. Yr 7		Total Amount
		Length (km)	Amount	No. (gab)	Amount	Area (ha)	Amount	Length (km)	Amount	No. (gab)	Amount	Area (ha)	Amount	Number (gab)	Amount	Area (ha)	Amount	
1	2	19	20	21	22	23	24	25	26	27	28	29	30	31	32	33	34	35
1	Bokaro	---	---	---	---	150.000	13.936	---	---	---	---	302.120	4.332	---	---	---	---	242.641
2	Dhanbad	14.560	6.166	---	---	35.220	3.467	6.000	5.042	---	---	---	---	---	---	---	---	65.459
3	Girdih (E)	---	---	---	---	230.600	21.726	---	---	---	---	127.650	1.733	---	---	---	---	66.491
4	Girdih (W)	---	---	---	---	---	---	---	---	---	---	---	---	---	---	---	---	0.000
5	Ramgarh	---	---	26,154	89,574	---	---	---	---	1,000	1,787	503.000	7,798	6,000,000	10,721	190,000	1,733	230,645
6	Deoghar	---	---	---	---	---	---	---	---	---	---	373.400	7,798	---	---	9,200	0,866	100,818
7	Dumka	42.600	18,040	---	---	---	---	---	---	---	---	---	---	---	---	---	---	1223,422
8	Godda	---	---	3,600	12,330	5,000	1,224	---	---	---	---	45,900	0,866	---	---	---	---	15,634
9	Jamtara	48,500	20,538	---	---	---	---	---	---	---	---	32,000	0,866	---	---	---	---	28,839
10	Pakur	31,310	13,259	---	---	---	---	---	---	---	---	---	---	---	---	---	---	36,639
11	Sahibganj	47,810	20,246	---	---	---	---	---	---	---	---	---	---	---	---	---	---	23,422
12	Chatra (N)	---	---	---	---	---	---	---	---	---	---	34,000	0,866	---	---	338,000	3,466	57,606
13	Chatra (S)	---	---	---	---	322,400	27,363	---	---	---	---	115,500	1,733	---	---	657,269	6,931	140,594
14	Hazaribag (E)	---	---	---	---	232,000	17,947	---	---	---	---	98,000	1,733	---	---	---	---	43,096
15	Hazaribag (W)	---	---	---	---	403,000	29,061	---	---	---	---	631,000	7,798	---	---	1,125,090	13,863	320,041
16	Koderma	---	---	1,500	5,137	31,600	7,862	---	---	---	---	128,000	3,466	---	---	---	---	87,699
17	Chaibasa	---	---	---	---	---	---	---	---	---	---	---	---	---	---	---	---	5,343
18	Jamshedpur	---	---	---	---	---	---	---	---	---	---	---	---	---	---	---	---	3,538
19	Koihan	---	---	---	---	---	---	---	---	---	---	---	---	---	---	---	---	0,000
20	Parahat	---	---	---	---	---	---	---	---	---	---	---	---	---	---	---	---	18,359
21	Seraikela	---	---	---	---	---	---	---	---	---	---	---	---	---	---	---	---	20,309
22	Saranda	---	---	---	---	---	---	---	---	---	---	---	---	---	---	---	---	0,000
23	Garhwa (H)	---	---	---	---	---	---	---	---	---	---	---	---	---	---	---	---	91,395
24	Garhwa (S)	---	---	---	---	---	---	---	---	---	---	---	---	---	---	---	---	0,000
25	Latehar	---	---	---	---	130,000	9,324	---	---	---	---	299,820	6,065	---	---	---	---	41,261
26	Medininagar	---	---	---	---	---	---	---	---	---	---	---	---	---	---	---	---	0,000
27	Gumla	---	---	---	---	---	---	---	---	---	---	105,510	6,065	---	---	---	---	42,905
28	Khunti	---	---	---	---	---	---	---	---	---	---	---	---	---	---	---	---	13,032
29	Lohardaga	---	---	---	---	---	---	---	---	---	---	---	---	---	---	---	---	15,070
30	Ranchi	---	---	---	---	---	---	---	---	---	---	140,970	3,466	30,000,000	53,607	---	---	117,073
31	Simdega	---	---	---	---	66,350	7,961	---	---	---	---	18,000	0,866	---	---	---	---	13,561
32	Hbag Wildlife	---	---	---	---	---	---	---	---	---	---	50,000	0,866	---	---	---	---	0,866
	Grand Total	184,760	78,247	31254	107,041	1609,570	139,871	6,000	5,042	1000	1,787	3004,870	56,318	38000,000	64,328	2319,559	26,860	3025,764



# Jharkhand CAMPA

ANNEXURE - II

## CA / PCA Advance work during 2018-19

(Rs. in lakh)

Sl. No.	Name of Forest Div.	Name of Project	Area Diverted	Govt Approval Letter No. & Dt.	Block Pl.								
					F.L.		N.F.L.		PCA		Safety zone		
					Phy (ha)	Fin	Phy (ha)	Fin	Phy (ha)	Fin	Phy (ha)	Fin	
1	2	3	4	5	6	7	8	9	10	11	12	13	
1	Dhanbad	BCCI, Ghenuadih, Bera OCP	234.08	B-44/2009 FC Dt. 12.04.2012	40.00	31.040				30.00	23.199		
					40.00	38.711				28.00	27.071		
					35.00	23.594							
				8.9615	FP/SH/ROAD/1676R/ 2013/1441 Dt. 23.08.2017	14.00	11.225						
					*	50.000	49.836	50.000	50.181				
				*	50.000	50.870							
		<b>Total</b>	<b>248.0415</b>		<b>229.000</b>	<b>205.276</b>	<b>50.000</b>	<b>50.181</b>	<b>58.000</b>	<b>50.270</b>	<b>0.000</b>	<b>0.000</b>	
2	Rangherh	CCL Fundi OCP	32.97	B-46/2004 FC Dt. 06.08.2008	56.00	53.753							
		220 KV Transmission Line (Patarwar-Gole)	11.089	12(25)S/2004 FCE Dt. 28.05.2007	13.00	12.909							
		RGVV, Patratu Block	17.332	S-JHC 120/2009 BHU Dt. 04.08.2010	34.66	33.693							
		NH 33 Kaju Bypass	3.70853	S-JHC 124/2009 BHU Dt. 11.01.2010	7.57	7.864							
				*	50.000	49.146	50.000	49.491	50.000	49.836			
				*	50.000	50.181			50.000	50.870			
				*	50.000	51.560			50.000	52.249			
		*	50.000	50.870			50.000	50.181					
		<b>Total</b>	<b>85.09953</b>		<b>311.234</b>	<b>310.037</b>	<b>50.000</b>	<b>49.491</b>	<b>200.000</b>	<b>203.136</b>	<b>0.000</b>	<b>0.000</b>	
3	Bokaro			*	50.000	48.112	50.000	49.836	50.000	50.181			
				*	50.000	49.491							
		<b>Total</b>	<b>0.000</b>		<b>100.000</b>	<b>97.603</b>	<b>50.000</b>	<b>49.836</b>	<b>50.000</b>	<b>50.181</b>	<b>0.000</b>	<b>0.000</b>	
4	Deoghar	DRDO			20.00	27.867							
					25.00	22.015							
					25.00	23.028							
					15.00	17.629							
				Deoghar-Dumka Rly					2.428	3.031			
				Halda-Barauni crude oil pipe line	2.772	10/24-FCE Dt.10.01.1999							
				Augmentation of Halda-Barauni pipe line	1.444	10(29)-2/2000 FCE Dt.12.02.2001	2.888	34.568					
				Installation of 200 KV Transformer & spread of cable in Tur Pahar	0.137	S-JHB 045/2007 BHU Dt. 30.11.2007	5.010	50.926					
				132 KV DC Jamtara-Madhupur Transmission Line	4.775	FP/SH/TRANS/16602/ 2015/450 Dt. 06.05.2016	9.546	32.970			10.000	21.113	
		Expansion of Deoghar Airport	7.34	FP/SH/OTHERS/18218/ 2016/1709 Dt. 24.11.2017			7.340	17.698					
		Punashi Reservoir project	291.17	B-06/2016 FC Dt. 12.07.2017			7.280	7.592					
							19.990	19.541					
							10.120	10.262					
							34.930	33.935					
							4.860	5.317					

Sl. No.	Name of Forest Div.	Name of Project	Area Diverted	Govt Approval Letter No. & Dt.	Block Ft.								
					F.L.		N.F.L.		PCA		Safety zone		
					Phy (ha)	Fin	Phy (ha)	Fin	Phy (ha)	Fin	Phy (ha)	Fin	
1	2	3	4	5	6	7	8	9	10	11	12	13	
							20.120	19.663					
							11.530	11.587					
							10.000	10.149					
							5.260	5.683					
							24.590	24.241					
							4.05	4.555					
							20.120	10.262					
							16.590	16.344					
							10.000	10.149					
							10.520	10.638					
							4.210	4.706					
							2.430	3.032					
							27.520	27.999					
							2.830	3.408					
							10.120	10.262					
							7.690	7.977					
							16.260	16.034					
							9.870	10.027					
							4.450	4.931					
							2.020	2.647					
							3.710	4.236					
									20.000	23.398			
									20.000	30.363			
									10.000	15.052			
									30.000	27.641			
									11.250	27.412			
									20.000	25.826			
									20.000	23.002			
									20.000	20.069			
	Total		307.636		102.444	209.003	301.228	315.916	161.290	222.876	0.000	0.000	
5	Chatra (N)	PGCI Malthan-Gaya 400 KV Transmission Line	81.851	B-64/2011 FC Dt. 08.08.2012	81.851	111.017							
				*	50.000	50.181	50.000	49.836					
				*	50.000	51.215							
	Total		81.851		181.851	212.413	50.000	49.836	0.000	0.000	0.000	0.000	
6	Chatra (S)	400 KV Transmission Line (Malthan-Gaya)	19.447	SBHC 161/2008 BHU Dt. 18.02.2010	41.35	45.867							
		CCL Ashoka Phase-1	166.91	B-178/1997 FC Dt. 09.11.1999	49.36	49.154							
		CCL Piparwar OCP	13.11	B-172/1989 FC Dt. 02.12.1992	46.45	44.864							
			43.3	B-172/1989 FC Dt. 03.01.1995									

Sl. No.	Name of Forest Div.	Name of Project	Area Diverted	Govt Approval Letter No. & Dt.	Block Pl.								
					F.L.		N.F.L.		PCA		Safety zone		
					Phy (ha)	Fin	Phy (ha)	Fin	Phy (ha)	Fin	Phy (ha)	Fin	
1	2	3	4	5	6	7	8	9	10	11	12	13	
			28.22	8-48/1998 FC Dt. 21.09.2001									
			101.87	8-54/2008 FC Dt. 01.10.2003									
		CCL Amrapali OCP	531.64	8-48/1997 FC Dt. 12.10.2010									
		CCL Magadha OCP	96.72	8-38/2008 FC Dt. 18.10.2010							31.00	38.525	
		CCL Amrapali OCP	531.64	8-48/1997 FC Dt. 12.10.2010									
				*	50.000	50.525	50.000	30.181	50.000	49.836			
				*	50.000	51.560	50.000	30.870					
				*	50.000	50.870							
				*	50.000	52.249							
		<b>Total</b>	<b>1532.857</b>		<b>386.960</b>	<b>393.202</b>	<b>100.000</b>	<b>101.051</b>	<b>50.000</b>	<b>49.836</b>	<b>31.000</b>	<b>38.525</b>	
7	Hazaribag (E)	Kedia OCP	168.5	8-55/2003 FC Dt. 23.08.2004 (Stage-1)	38.00	22.234							
		Karma	132.28	8-114/2003 FC Dt. 30.10.2008	60.00	53.676							
		Barkakana-Ranchi Rly Line	306.592	8-131/2003 FC Dt. 18.07.2007	57.56	63.672							
					50.000	52.249							
		<b>Total</b>	<b>607.372</b>		<b>205.560</b>	<b>191.831</b>	<b>0.000</b>	<b>0.000</b>	<b>0.000</b>	<b>0.000</b>	<b>0.000</b>	<b>0.000</b>	<b>0.000</b>
8	Hazaribag (W)	NTPC Pakribarwadih	1026.438	8-56/2009 FC Dt. 17.09.2010	15.00	11.973							
		Const. of 400 KV DC Gaya-Maithan Transmission Line (Power Grid Corp.)	72.44	11/2003 FC Dt. 22.03.2012	100.00	75.842							
		Jamshedpur 33 KV Ramgarh Bokaro 132 KV Hazaribag 132 KV (Patratu North)			20.00	25.715							
					33.43	29.370							
					65.00	49.749							
		Const. of 400 KV DC Koderma-Bokaro Transmission Line (Barhi Block) PGCIL	40.58	8-59/2011 FC Dt. 20.08.2013	82.00	62.472							
					33.79	29.663							
		Widening of NH 33 widening (Barhi-Hazaribag Road)	15.49	8-06/2012 FC Dt. 08.12.2013	31.00	24.305							
		Const. of New BG Rly Line (Hazaribag-Barkakana)	153.913	8-44/2003 FC Dt. 01.04.2004	28.30	0.000							
		Const. of New BG Rly Line (Padma-Hazaribag)	235.88	8-89/2002 FC Dt. 09.05.2003	12.48	21.940							
						10.096							
		CCL Urimari OCP	91.04	8-68/2004 FC Dt. 17.07.2008									
				*	50.000	51.560	50.000	50.181	50.000	50.181			
				*	50.000	50.525							
				*	50.000	51.560							
				*	50.000	50.870							
				*	50.000	53.629							
				*	50.000	52.249							
				*	50.000	51.560							
				*	50.000	49.836							
		<b>Total</b>	<b>1635.781</b>		<b>821.000</b>	<b>743.014</b>	<b>50.000</b>	<b>50.181</b>	<b>50.000</b>	<b>50.181</b>	<b>0.000</b>	<b>0.000</b>	



Sl. No.	Name of Forest Div.	Name of Project	Area Diverted	Govt Approval Letter No. & Dt.	Block III								
					F.L.		N.F.L.		PCA		Safety zone		
					Phy (ha)	Fin	Phy (ha)	Fin	Phy (ha)	Fin	Phy (ha)	Fin	
1	2	3	4	5	6	7	8	9	10	11	12	13	
9	Koderma	M/s Kalinga Minerals, Bongaon	2.42	10(213)/1999 FCE Dt. 08.02.2001	0.40	2.406							
		Koderma-Girdih Rly Side	25.1	8-90/2003 FC Dt. 03.05.2005									
		2x500=1000 Super Thermal Power Plant, Koderma	155.1498	8-40/2007 FC Dt. 04.01.2008									
				*	50.000	50.181	50.000	50.181					
				*	50.000	50.870							
	<b>Total</b>		<b>182.6698</b>		<b>100.400</b>	<b>103.457</b>	<b>50.000</b>	<b>50.181</b>	<b>0.000</b>	<b>0.000</b>	<b>0.000</b>	<b>0.000</b>	
10	Chaibasa	Const. of New Rly Line (Malua-Dangusoshi)		FP/JH/RAIL/18651/2016/2006 Dt. 26.02.2018									
					50.000	51.560							
	<b>Total</b>		<b>0.000</b>		<b>50.000</b>	<b>51.560</b>	<b>0.000</b>	<b>0.000</b>	<b>0.000</b>	<b>0.000</b>	<b>0.000</b>	<b>0.000</b>	
11	Jamtsherpur	132 KV Transmission Line (M/s JUSCO Ltd.)	6.561	SIHB-031/2007 BHIJ Dt. 10.12.2007	14.00	14.668							
		400 KV DC ISR-Baripada Transmission Line (Power Grid Corp.)	41.819	8-35/2008 FC Dt. 12.10.2009	84.00	79.800							
		HCL Copper Mining Project	225.363	8-26/1997 FC Dt. 30.07.2009	194.76	183.614							
		Kharagpur-Chaibasa Transmission Line	25.286	FP/JH/Trans/14843/2014/1872 Dt. 08.01.2018	60.00	59.237							
		NHAI 4/6 Lening Mahulia-Kharagpur Project	58.83	FP/JH/ROAD/19913/2015/640 Dt. 13.06.2016	117.66	117.999							
				*	50.000	52.249	50.000	49.836					
	<b>Total</b>		<b>361.859</b>		<b>570.420</b>	<b>559.128</b>	<b>50.000</b>	<b>49.836</b>	<b>0.000</b>	<b>0.000</b>	<b>0.000</b>	<b>0.000</b>	
12	Pocahat	M/s SAIL, Kiriburu Iron Ore Project	644.26	8-60/1991 FC (pt) Dt. 26.11.2014	37.38	34.294							
					50.000	49.836							
	<b>Total</b>		<b>644.26</b>		<b>87.380</b>	<b>84.130</b>	<b>0.000</b>	<b>0.000</b>	<b>0.000</b>	<b>0.000</b>	<b>0.000</b>	<b>0.000</b>	
13	Saranda	M/s Steel Authority of India Ltd. (Diversion of Jungle-Jhari)	37.66	FP/JH/Other/14768/2015/368 Dt. 04.03.2016	50.08	35.076							
					50.000	52.249							
	<b>Total</b>		<b>37.66</b>		<b>100.080</b>	<b>87.325</b>	<b>0.000</b>	<b>0.000</b>	<b>0.000</b>	<b>0.000</b>	<b>0.000</b>	<b>0.000</b>	
14	Garhwa (H)	M/s SAIL, Tulsidamar Dolomite Ore Mines	101.32	8-57/1994 FC Dt. 18.12.1997	47.513	45.789					8.125	8.386	
		M/s SAIL, Kiriburu Iron Ore Project			36.00	34.950							
				36.00	34.950								
	<b>Total</b>		<b>101.320</b>		<b>119.515</b>	<b>115.669</b>	<b>0.000</b>	<b>0.000</b>	<b>0.000</b>	<b>0.000</b>	<b>8.125</b>	<b>8.386</b>	
15	Latehar	Tokisud Coal Mines (Hazaribag west F. Div.)	139.00	8-26/2009 FC Dt. 21.04.2010			29.32	42.142					
					0.000	0.000	29.320	42.142	0.000	0.000	0.000	0.000	
	<b>Total</b>		<b>139.00</b>		<b>0.000</b>	<b>0.000</b>	<b>29.320</b>	<b>42.142</b>	<b>0.000</b>	<b>0.000</b>	<b>0.000</b>	<b>0.000</b>	
16	Medininagar	JVK Power Limited (Coal Project)		467 Dt. 21.06.2012			14.40	13.293					
							38.73	34.870					
							43.95	37.668					
							37.49	33.804					
							38.68	34.844					
							2.87	2.422					
	<b>Total</b>				<b>0.000</b>	<b>0.000</b>	<b>179.120</b>	<b>156.900</b>	<b>0.000</b>	<b>0.000</b>	<b>0.000</b>	<b>0.000</b>	

Sl. No.	Name of Forest Div.	Name of Project	Area Diverted	Govt Approval Letter No. & Dt.	Block Pl.								
					F.L.		N.F.L.		PCA		Safety zone		
					Phy (ha)	Fin	Phy (ha)	Fin	Phy (ha)	Fin	Phy (ha)	Fin	
1	2	3	4	5	6	7	8	9	10	11	12	13	
17	Gumla	132 KV Gumla-Simdega Transmission Line	5.7592	FP/JH/Trans/17610/ 2011/1680 Dt. 10.11.2017	12.00	17.960							
		765 KV S/C Ranchi(Bero)-Dharamjaygarh Transmission Line	6.775	B-75/2013 FC Dt. 06.08.2014	6.09	12.336							
							50.000	49.491					
							50.000	50.870					
	Total		12.5342		18.088	30.296	100.000	100.361	0.000	0.000	0.000	0.000	
18	Khunti	M/s Power Grid Corp (Purulia-Kharagpur Transmission Line)	36.820	FP/JH/Trans/14842/ 2014/116 Dt. 24.09.2015	46.00	44.551							
					28.00	27.071							
		IVL Power Limited (Coal Project)	374.87	B-26/2009 FC Dt.21.04.2010			18.96	20.010					
	Total		411.690		74.000	71.423	18.960	20.010	0.000	0.000	0.000	0.000	
19	Lohardaga	Saranda F. Division		B-46/2010 FC Dt. 06.08.2014			13.45	14.320					
				S-JHB 196/2011 BHU Dt. 01.01.2014	3.28	4.190							
	Total				3.280	4.190	13.450	14.320	0.000	0.000	0.000	0.000	
20	Ranchi	400KV DC Ranchi-Purulia Transmission Line	59.501	FP/JH/Trans/14842/ 2014/116 Dt. 24.09.2015	45.50	40.744							
		Ranchi-Barkakana BG Rly Line	67.070	B-131/2003 FC Dt. 11.07.2007									
							50.000	50.181					
							50.000	51.215					
	Total		126.571		45.500	40.744	100.000	101.396	0.000	0.000	0.000	0.000	
21	Simdega	Indian Oil Corp, (Sambhalpur-Khunti Pipe Line)	10.230	SIHC 201/2009 BHU Dt. 08.10.2013									
	Total		10.230		0.000	0.000	0.000	0.000	0.000	0.000	0.000	0.000	
	Grand Total				3506.691	3510.301	1186.078	1201.636	569.250	626.470	39.125	46.911	

Note - \* These are additional targets of CA/PCA scheme for the financial year 2018-19, which may change after determining actual stipulated plantation area and availability of site.





Sl. No.	Name of Forest Div.	Linear Plantation				CA/PCA (Condition compliance)														Total Amount			
		Length (Km)	Fin	No. (gab)	Fin	NR, Silviculture Operation & SMC		W.L. Management		Fire protection		Prot. of Flora & Fauna		Const. of Check Dam		Creation of Water-hole		Vulture conservation					
						Phy (ha)	Fin	Phy	Fin	Phy	Fin	Phy (ha)	Fin	No.	Fin	No.	Fin	Phy	Fin				
1	2	14	15	16	17	18	19	20	21	22	23	24	25	26	27	28	29	30	31	32			
																					19.663		
																					11.587		
																					10.149		
																					5.693		
																					24.241		
																					4.555		
																					10.262		
																					16.344		
																					10.149		
																					10.638		
																					4.706		
																					3.032		
																					27.999		
																					3.408		
																					10.262		
																					7.977		
																					16.034		
																					10.027		
																					4.931		
																					2.647		
																					4.236		
																					21.398		
																					30.363		
																					15.052		
																					27.641		
																					27.412		
																					25.826		
																					23.002		
																					29.069		
	Total	1.210	20.301	0	0.000	0.00	0.000	0	200.000	0.00	0.000	0.00	0.000	0	0.000	0	0.000	0	0.000	0	0.000	968.009	
5	Chatra (N)																					111.017	
																							100.016
																							51.215
	Total	0.000	0.000	0	0.000	0.00	0.000	0	0.000	0.00	0.000	0.00	0.000	0	0.000	0	0.000	0	0.000	0	0.000	262.249	
6	Chatra (S)																						45.867
																							49.154
																							48.112
																							44.864
																							0.000

Sl. No.	Name of Forest Div.	Linear Plantation				CA/PCA (Condition compliance)														Total Amount
		Length (Km)	Fin	No. (gab)	Fin	NR, Silviculture Operation & SMC		W.L. Management		Fire protection		Prot. of Flora & Fauna		Const. of Check Dam		Creation of Water hole		Culture conservation		
						Phy (ha)	Fin.	Phy	Fin	Phy	Fin	Phy (ha)	Fin	No.	Fin	No.	Fin	Phy	Fin	
1	2	14	15	16	17	18	19	20	21	22	23	24	25	26	27	28	29	30	31	32
																				0.000
																				0.000
		3.50	32.607																	32.607
																				38.525
																				0.000
																				150.542
																				102.430
																				50.870
																				52.249
	Total	3.500	32.607	0	0.000	0.00	0.000	0	0.000	0.00	0.000	0.00	0.000	0	0.000	0	0.000	0	0.000	615.221
7	Hazaribag (E)																			22.234
																				53.676
																				63.672
																				57.249
	Total	0.000	0.000	0	0.000	0.00	0.000	0	0.000	0.00	0.000	0.00	0.000	0	0.000	0	0.000	0	0.000	191.831
8	Hazaribag (W)																			31.973
																				75.842
																				15.715
																				29.370
																				49.749
																				62.472
																				29.653
																				24.305
		21.00	352.366																	352.366
		60.61	1016.994																	1038.334
																				10.095
														8	60.000		20.000		16.400	96.400
																				151.921
																				50.525
																				51.560
																				50.870
																				53.629
																				52.249
																				51.560
																				49.836
	Total	81.610	1369.359	0	0.000	0.00	0.000	0	0.000	0.00	0.000	0.00	0.000	8	60.000	0	20.000	0	16.400	2309.135

Sl. No.	Name of Forest Div.	Linear Plantation				CA/PCA (Condition compliance)														Total Amount
		Length (Km)	Fin	No. (gab)	Fin	Nil, Silviculture Operation & SMC		W.L. Management		Fire protection		Prot. of Flora & Fauna		Const. of Check Dam		Creation of Water-hole		Vulture conservation		
						Phy (ha)	Fin	Phy	Fin	Phy	Fin	Phy (ha)	Fin	No.	Fin	No.	Fin	Phy	Fin	
1	2	14	15	16	17	18	19	20	21	22	23	24	25	26	27	28	29	30	31	32
9	Koderma																			2,406
		10.00	167,793																	167,793
						100.00	36,981					4607.84	38,666	10	60,000					155,647
						100.00	36,981													36,981
																				100,361
																				50,879
	Total	10.000	167,793	0	0.000	200.00	73,962	0	0.000	0.00	0.000	4607.84	38,666	10	60,000	0	0.000	0	0.000	494,059
10	Chaibasa			610	14,790															14,790
																				51,560
	Total	0.000	0.000	610	14,790	0.00	0.000	0	0.000	0.00	0.000	0.00	0.000	0	0.000	0	0.000	0	0.000	66,350
11	Jamshedpur																			14,668
																				79,800
																				183,614
																				59,237
																				117,989
																				102,085
																				51,560
	Total	0.000	0.000	0	0.000	0.00	0.000	0	0.000	0.00	0.000	0.00	0.000	0	0.000	0	0.000	0	0.000	608,963
12	Parahat																			34,294
																				49,036
	Total	0.000	0.000	0	0.000	0.00	0.000	0	0.000	0.00	0.000	0.00	0.000	0	0.000	0	0.000	0	0.000	84,130
13	Saranda																			35,076
																				52,269
	Total	0.000	0.000	0	0.000	0.00	0.000	0	0.000	0.00	0.000	0.00	0.000	0	0.000	0	0.000	0	0.000	87,325
14	Garhwa (N)																			54,155
																				34,950
																				34,950
	Total	0.000	0.000	0	0.000	0.00	0.000	0	0.000	0.00	0.000	0.00	0.000	0	0.000	0	0.000	0	0.000	124,055
15	Letchar																			42,142
	Total	0.000	0.000	0	0.000	0.00	0.000	0	0.000	0.00	0.000	0.00	0.000	0	0.000	0	0.000	0	0.000	42,142
16	Medininagar																			13,293
																				34,070
																				37,668
																				33,804
																				34,844
																				2,422
	Total	0.000	0.000	0	0.000	0.00	0.000	0	0.000	0.00	0.000	0.00	0.000	0	0.000	0	0.000	0	0.000	156,900



Sl. No.	Name of Forest Div.	Linear Plantation				CA/PCA (Condition compliance)														Total Amount
		Length (Km)	Fin	No. (gab)	Fin	NR, Silviculture Operation & SMC		W.L. Management		Fire protection		Prot. of Flora & Fauna		Const. of Check Dam		Creation of Water hole		Vulture conservation		
						Phy (ha)	Fin	Phy	Fin	Phy	Fin	Phy (ha)	Fin	No.	Fin	No.	Fin	Phy	Fin	
1	2	14	15	16	17	18	19	20	21	22	23	24	25	26	27	28	29	30	31	32
17	Gumla							7	90,732											17,960
																				103,068
																				49,491
	Total	0.000	0.000	0	0.000	0.00	0.000	7	90,732	0.00	0.000	0.00	0.000	0	0.000	0	0.000	0	0.000	50,870
																				221,389
18	Khunti																			44,351
																				27,071
																				20,010
	Total	0.000	0.000	0	0.000	0.00	0.000	0	0.000	0.00	0.000	0.00	0.000	0	0.000	0	0.000	0	0.000	91,433
19	Lohardaga																			14,320
																				4,190
	Total	0.000	0.000	0	0.000	0.00	0.000	0	0.000	0.00	0.000	0.00	0.000	0	0.000	0	0.000	0	0.000	18,510
20	Banchi																			40,744
									158,754											158,754
																				50,181
	Total	0.000	0.000	0	0.000	0.00	0.000	0	158,754	0.00	0.000	0.00	0.000	0	0.000	0	0.000	0	0.000	300,893
21	Simdega								5,020		3,040									8,060
	Total	0.000	0.000	0	0.000	0.00	0.000	0	5,020	0.00	3,040	0.00	0.000	0	0.000	0	0.000	0	0.000	8,060
	Grand Total	96,320	1590,083	610	14,790	200.00	73,962	7	454,506	0.00	3,040	4607.84	38,665	18	120,000	0	20,000	0	16,400	7716,755

Note -\*

## Jharkhand CAMPA

ANNEXURE - III

### NPV Plantation (Completion & Maintenance) 2018-19

(Rs. in lakh)

Sl. No.	Name of F. Div.	NPV Block Pl. Cmp Work		NPV Block Pl. Maint. Yr 3		NPV Block Pl. Maint. Yr 4		Silvi, NR & SMC (IInd Yr)		Silvi, NR & SMC (IIIrd Yr)		Maint. of P.N.		Total Amount
		Area (ha.)	Amount	Area (ha.)	Amount	Area (ha.)	Amount	Area (ha.)	Amount	Area (ha.)	Amount	Area (ha.)	Amount	
1	2	3	4	5	6	7	8	9	10	11	12	13	14	15
1	Bokaro	---	---	100.00	13.007	150.00	16.841	100.00	10.089	50.00	0.866	6.50	52.408	93.212
2	Dhanbad	---	---	100.00	13.007	150.00	18.574	100.00	10.089	50.00	0.866	1.50	12.094	54.631
3	Giridih (E)	---	---	100.00	13.007	150.00	15.975	100.00	10.089	50.00	0.866	1.00	8.063	48.000
4	Giridih (W)	---	---	100.00	13.007	300.00	32.816	100.00	10.089	50.00	0.866	4.00	32.251	89.030
5	Ramgarh	---	---	---	---	75.00	8.421	100.00	10.089	50.00	0.866	4.00	32.251	51.627
6	Deoghar	---	---	---	---	---	---	---	---	---	---	2.00	16.126	16.126
7	Dumka	---	---	100.00	11.145	150.00	16.192	50.00	5.045	50.00	0.866	1.00	8.063	41.310
8	Godda	---	---	100.00	13.007	135.00	16.544	50.00	5.045	50.00	0.866	3.00	24.188	59.650
9	Jamtara	---	---	100.00	14.740	---	---	50.00	5.045	50.00	0.866	1.00	8.063	26.714
10	Pakur	---	---	---	---	30.00	3.195	-	-	50.00	0.866	1.00	8.063	12.124
11	Sahibganj	---	---	---	---	120.00	14.513	50.00	5.045	-	0.000	4.00	32.251	51.809
12	Chatra (N)	---	---	100.00	13.007	250.00	28.069	100.00	10.089	50.00	0.866	2.00	16.126	68.157
13	Chatra (S)	---	---	100.00	13.007	250.00	28.069	100.00	10.089	50.00	0.866	3.00	24.188	76.220
14	Hazaribag (E)	---	---	100.00	13.007	200.00	22.455	99.43	10.032	---	---	4.00	32.251	77.745
15	Hazaribag (W)	---	---	100.00	12.140	200.00	21.589	100.00	10.089	50.00	0.866	1.50	12.094	56.779
16	Koderma	---	---	25.00	3.252	185.00	20.425	100.00	10.089	---	---	3.00	24.188	57.954
17	Chaibasa	---	---	---	---	50.00	5.614	150.00	15.134	50.00	0.866	2.00	16.126	37.740
18	Jamshedpur	---	---	200.00	20.621	250.00	28.069	150.00	15.134	50.00	0.866	3.00	24.188	88.879
19	Kolhan	---	---	---	---	---	---	---	---	---	---	1.00	8.063	8.063
20	Porahat	---	---	---	---	---	---	---	---	50.00	0.866	1.00	8.063	8.929
21	Saraikela	---	---	100.00	13.007	150.00	16.841	100.00	10.089	50.00	0.866	2.00	16.126	56.930
22	Saranda	---	---	---	---	---	---	---	---	50.00	0.866	---	---	0.866
23	Garhwa (N)	---	---	50.00	6.503	100.00	11.228	---	---	---	---	---	---	17.731
24	Garhwa (S)	---	---	50.00	4.706	140.00	17.798	50.00	5.045	---	---	0.50	4.031	31.580
25	Latehar	---	---	100.00	9.412	100.00	11.228	100.00	10.089	---	---	0.50	4.031	34.760
26	Medininagar	---	---	100.00	9.412	90.00	10.451	50.00	5.045	---	---	5.75	46.361	71.269
27	Gumla	---	---	30.00	2.650	100.00	8.701	100.00	10.089	---	---	4.00	32.251	53.691
28	Khunti	---	---	69.00	6.702	120.00	11.264	100.00	10.089	---	---	2.00	16.126	44.181
29	Lohardaga	---	---	100.00	9.412	50.00	4.350	50.00	5.045	---	---	1.00	8.063	26.869
30	Ranchi	---	---	100.00	9.412	213.00	18.948	100.00	10.089	---	---	3.00	24.188	62.638
31	Simdega	---	---	70.00	6.761	170.00	14.965	50.00	5.045	---	---	2.00	16.126	42.896
32	Ele. Proj. JSR	---	---	20.00	2.775	---	---	---	---	---	---	---	---	2.775
33	Deoghar SF	---	---	27.50	4.357	15.00	2.031	---	---	---	---	2.50	20.157	26.544
34	Dumka SF	---	---	---	---	350.00	40.163	---	---	---	---	4.00	32.251	72.414
35	Garhwa SF	---	---	180.00	23.239	336.00	38.210	---	---	---	---	---	---	61.449
36	Hazaribag SF	---	---	180.00	24.106	333.00	38.844	---	---	---	---	---	---	62.949
37	Koderma SF	---	---	180.00	24.106	350.00	40.163	---	---	---	---	3.50	28.220	92.488
38	Latehar SF	---	---	180.00	23.239	350.00	39.297	---	---	---	---	---	---	62.536
39	Adityapur SF	---	---	180.00	23.239	300.00	33.683	---	---	---	---	---	---	56.922
40	Chaibasa SF	---	---	180.00	16.768	350.00	38.430	---	---	---	---	1.00	8.063	63.261
41	Ranchi SF	---	---	90.00	8.817	90.00	9.188	---	---	---	---	3.00	24.188	42.193
42	Simdega SF	---	---	180.00	16.768	272.00	24.636	---	---	---	---	1.00	8.063	49.467
43	Pl. Res & Eval	---	---	---	---	---	---	---	---	---	---	1.00	8.063	8.063



## Jharkhand CAMPA

## NPV : New Plantation related schemes &amp; WHS Schemes

(Rs. in lakh)

Sl. No.	Name of F. Div.	NR, Silvi & SMC (1st Yr)		Const of WHS		Grand Total (Fin)
		Area (ha)	Fin	No.	Fin	
1	2	5	6	9	10	11
1	Bokaro	400.00	147.925	10	60.000	207.925
2	Dhanbad	400.00	147.925	10	60.000	207.925
3	Girdih (East)	400.00	147.925	10	60.000	207.925
4	Girdih (West)	400.00	147.925	10	60.000	207.925
5	Ramgarh	400.00	147.925	10	60.000	207.925
6	Deoghar	400.00	147.925	10	60.000	207.925
7	Dumka	400.00	147.925	—	—	147.925
8	Godda	400.00	147.925	10	60.000	207.925
9	Jamtara	400.00	147.925	10	60.000	207.925
10	Pakur	400.00	147.925	10	60.000	207.925
11	Sahibganj	400.00	147.925	10	60.000	207.925
12	Chatra (N)	400.00	147.925	10	60.000	207.925
13	Chatra (S)	400.00	147.925	10	60.000	207.925
14	Hbag (East)	400.00	147.925	10	60.000	207.925
15	Hbag (West)	400.00	147.925	10	60.000	207.925
16	Koderma	400.00	147.925	10	60.000	207.925
17	Chaibasa	400.00	147.925	—	—	147.925
18	Jamshedpur	400.00	147.925	10	60.000	207.925
19	Kolhan	400.00	147.925	9	54.000	201.925
20	Porahat	400.00	147.925	10	60.000	207.925
21	Saraikela	400.00	147.925	10	60.000	207.925
22	Saranda	400.00	147.925	8	48.000	195.925
23	Garhwa (N)	400.00	147.925	10	60.000	207.925
24	Garhwa (S)	400.00	147.925	10	60.000	207.925
25	Latehar	400.00	147.925	3	18.000	165.925
26	Medininagar	400.00	147.925	10	60.000	207.925
27	Gumla	400.00	147.925	10	60.000	207.925
28	Khunti	400.00	147.925	10	60.000	207.925
29	Lohardaga	400.00	147.925	10	60.000	207.925
30	Ranchi	400.00	147.925	10	60.000	207.925
31	Simdega	400.00	147.925	10	60.000	207.925
32	Deoghar SF	—	—	5	30.000	30.000
33	Dumka SF	—	—	5	30.000	30.000
34	Garhwa SF	—	—	5	30.000	30.000
35	Hazaribag SF	—	—	5	30.000	30.000
36	Kodorma SF	—	—	5	30.000	30.000
37	Latehar SF	—	—	5	30.000	30.000
38	Adityapur SF	—	—	5	30.000	30.000
39	Chaibasa SF	—	—	5	30.000	30.000
40	Ranchi SF	—	—	5	30.000	30.000
41	Simdega SF	—	—	5	30.000	30.000
	Total	12400.00	4585.661	330	1980.000	6565.661



## Jharkhand CAMPA

## NPV - Forest protection works during FY 2018-19

(Rs. in lakh)

Sl. No.	Name of F. Div.	Total FLS Building Repair		Total FLS Building New Construction		Forest Rd Repair		Cost. of Causeway / Culvert		Forest B. P. Consolidation		FLS Boundary Wall New const.		Purchase of 4 wheeler Utility vehicles		Distribution of Energy saving devices				Grand Total
		No.	Fin	No.	Fin	Km	Fin	No.	Fin	No.	Fin	Length	Fin	No.	Fin	Unnat Chulha		Solar Lamp		
																No.	Fin	No.	Fin	
1	2	3	4	5	6	7	0.14484	9	10	11	0.03369	13	14	15	8.000	17	0.020	19	0.040	21
1	Bokaro	21	9.500	8	139.628	37.00	5.359	8	60.364	8762	295.192	---	---	1	8.000	---	---	---	---	518.042
2	Dhanbad	34	13.450	4	85.904	72.30	10.472	16	56.544	4000	134.760	---	---	1	8.000	500	10.000	500	20.000	339.129
3	Giridih (East)	31	11.450	10	188.156	---	---	---	---	4904	165.216	---	---	1	8.000	---	---	---	---	372.822
4	Giridih (West)	28	10.600	7	159.732	---	---	---	---	---	---	---	---	1	8.000	---	---	---	---	178.332
5	Ramgarh	19	7.500	6	118.828	---	---	---	---	---	---	---	---	1	8.000	---	---	---	---	134.328
6	Deoghar	26	10.200	2	43.875	23.00	3.331	---	---	---	---	---	---	---	---	---	---	---	---	57.407
7	Dumka	10	5.300	2	61.752	113.70	16.468	---	---	---	---	---	---	---	---	---	---	---	---	83.520
8	Godda	19	7.100	2	34.875	---	---	16	15.000	5000	168.450	---	---	---	---	500	10.000	500	20.000	255.426
9	Jamshera	13	6.700	2	61.752	---	---	---	---	1614	54.375	---	---	1	8.000	100	2.000	100	4.000	136.828
10	Pakur	---	---	3	38.875	---	---	---	---	1604	54.039	---	---	---	---	---	---	---	---	92.915
11	Sahibganj	---	---	1	30.875	---	---	---	---	8048	271.137	---	---	---	---	---	---	---	---	302.013
12	Chatra (N)	21	8.650	10	206.732	104.50	15.135	7	56.150	1000	33.690	---	---	1	8.000	---	---	---	---	328.357
13	Chatra (S)	21	11.700	9	203.608	85.50	12.384	15	27.500	5000	168.450	---	---	1	8.000	400	8.000	400	16.000	455.642
14	Hbag (East)	26	11.700	7	178.580	42.00	6.083	---	---	1556	52.422	---	---	1	8.000	228	4.550	228	9.120	270.465
15	Hbag (West)	19	10.600	11	254.484	64.20	9.299	---	---	---	---	---	---	1	8.000	---	---	---	---	292.383
16	Koderma	32	13.300	7	159.780	45.50	6.590	---	---	---	---	---	---	1	8.000	---	---	---	---	187.670
17	Chaibasa	61	26.400	6	110.104	88.00	12.746	---	---	900	30.321	---	---	---	---	---	---	---	---	179.571
18	Jamshedpur	35	13.800	4	104.752	53.50	7.749	---	---	2000	67.380	---	---	1	8.000	---	---	---	---	201.681
19	Kolhan	32	14.160	14	287.160	30.66	4.441	28	201.012	---	---	---	---	1	8.000	---	---	---	---	514.773
20	Porahat	26	10.050	12	313.236	204.00	29.547	5	50.000	---	---	---	---	1	8.000	---	---	---	---	410.833
21	Saralkela	31	12.000	6	185.256	35.00	5.069	---	---	---	---	---	---	1	8.000	---	---	---	---	210.325
22	Saranda	31	12.900	8	190.608	68.00	9.849	6	60.000	---	---	---	---	1	8.000	---	---	---	---	281.357
23	Garhwa (N)	8	4.800	5	153.504	---	---	---	---	---	---	---	---	1	8.000	---	---	---	---	165.904
24	Garhwa (S)	33	12.600	3	91.752	70.00	10.139	---	---	561	18.900	---	---	---	---	---	---	---	---	133.391
25	Latehar	36	16.600	7	215.256	---	---	---	---	1917	64.584	---	---	---	---	---	---	---	---	296.440
26	Medininagar	28	13.000	13	400.512	---	---	---	---	---	---	---	---	---	---	---	---	---	---	413.512
27	Gumla	20	8.000	9	143.904	70.00	10.139	20	140.000	2000	67.380	---	---	1	8.000	1000	20.000	1000	40.000	437.423
28	Khunti	16	7.800	9	169.780	24.00	3.476	---	---	1000	33.690	---	---	1	8.000	---	---	---	---	222.746
29	Lohardaga	21	9.000	10	252.408	145.00	21.001	---	---	---	---	---	---	1	8.000	115	2.300	115	4.600	297.309
30	Ranchi	---	---	3	92.628	---	---	---	---	2500	84.225	---	---	1	8.000	400	8.000	400	16.000	298.853
31	Simdega	22	10.100	5	98.904	104.00	15.063	---	---	2689	90.592	---	---	---	---	1380	27.600	1380	55.200	297.459

Sl. No.	Name of F. Div.	Total FLS Building Repair		Total FLS Building New Construction		Forest Rd Repair		Cost. of Causeway / Culvert		Forest B. P. Consolidation		FLS Boundary Wall New const.		Purchase of 4 wheeler Utility vehicles		Distribution of Energy saving devices				Grand Total
		No.	Fin	No.	Fin	Km	Fin	No.	Fin	No.	Fin	Length	Fin	No.	Fin	Umat Chulha		Solar Lamp		
																No.	Fin	No.	Fin	
1	2	3	4	5	6	7	0.14484	9	10	11	0.03369	13	14	15	8.000	17	0.020	19	0.040	21
32	P. T. R. (North)	69	23.100	6	128.904	370.00	53.590	---	---	---	---	200	3.200	4	32.000	1000	20.000	1000	40.000	300.794
33	P. T. R. (South)	69	23.700	4	68.028	450.00	65.177	---	---	---	---	---	---	2	16.000	1000	20.000	1000	40.000	232.905
34	Ele. Proj. JSR	15	5.100	2	42.952	83.50	12.094	---	---	---	---	---	---	1	8.000	---	---	---	---	68.146
35	H'bag Wildlife	38	15.400	20	503.064	287.00	41.568	---	---	---	---	---	---	---	---	---	---	---	---	560.032
36	Ranchi Wildlife	11	4.500	18	434.864	---	---	---	---	500	16.845	---	---	1	8.000	---	---	---	---	464.209
37	Deoghar SF	2	1.600	5	115.904	---	---	---	---	---	---	---	---	---	---	---	---	---	---	117.504
38	Dumka SF	1	0.800	5	115.904	---	---	---	---	---	---	---	---	---	---	---	---	---	---	116.704
39	Garhwa SF	6	3.200	5	115.904	---	---	---	---	---	---	---	---	---	---	---	---	---	---	119.104
40	Hazaribag SF	---	---	2	24.152	---	---	---	---	---	---	---	---	---	---	---	---	---	---	24.152
41	Koderma SF	3	2.400	2	24.152	---	---	---	---	---	---	---	---	---	---	---	---	---	---	26.552
42	Latehar SF	9	4.900	4	85.028	---	---	---	---	---	---	---	---	---	---	---	---	---	---	89.928
43	Adityapur SF	4	1.900	3	73.876	---	---	---	---	---	---	---	---	---	---	---	---	---	---	75.776
44	Chalassa SF	4	1.200	4	104.752	---	---	---	---	---	---	---	---	---	---	---	---	---	---	105.952
45	Ranchi SF	---	---	6	128.904	---	---	---	---	---	---	---	---	1	8.000	---	---	---	---	136.904
46	Simdega SF	13	6.300	7	160.656	---	---	---	---	---	---	---	---	1	8.000	---	---	---	---	174.956
47	State Silviculturist	4	1.200	5	153.504	---	---	---	---	---	---	---	---	1	8.000	---	---	---	---	162.704
48	Training, Rnc	---	---	---	---	---	---	---	---	---	---	1958	45.268	---	---	---	---	---	---	45.268
	Grand Total -	968	403.860	303	7067.752	2,670.36	386.767	121	666.569	55555	1871.648	2158	48.468	32	256.000	6623	132.460	6623	264.920	11098.444



**Jharkhand CAMPA**  
**Forest Protection (FLS Buildings Repair & New Construction)**

(Rs. in lakh)

Sl. No.	Name of Forest Div.	FLS Building Repair								Other Building Repair								Total Building Repair					
		RFO Office-cum-Residence		Forester Residence		FG Residence		Sub-Total		Barrack Repair		Hazat Repair		RI Hut Repair		Check Naka Repair				Sub-Total (Other Bld)			
		No.	Fin	No.	Fin	No.	Fin	No.	Fin	No.	Fin	No.	Fin	No.	Fin	No.	Fin	No.	Fin	No.	Fin		
1	2	3	0.800	5	0.500	7	0.300	9	1.600	11	1.200	13	0.750	15	0.400	17	0.300	19	0.200	21	0.100	22	0.100
1	Bokaro	4	3.200	6	3.000	11	3.300	21	9.500	---	---	---	---	---	---	---	---	---	---	21	9.500	---	---
2	Dhanbad	3	2.400	9	4.500	15	4.500	27	11.400	3	0.900	3	0.750	1	0.400	---	---	7	2.050	34	13.450	---	---
3	Giridih (East)	3	2.400	4	2.000	16	4.800	23	9.200	---	---	4	1.200	1	0.300	3	0.750	8	2.250	31	11.450	---	---
4	Giridih (West)	2	1.600	6	3.000	20	6.000	28	10.600	---	---	---	---	---	---	---	---	---	---	28	10.600	---	---
5	Ramgarh	---	---	9	4.500	10	3.000	19	7.500	---	---	---	---	---	---	---	---	---	---	19	7.500	---	---
6	Deoghar	2	1.600	7	3.500	17	5.100	26	10.200	---	---	---	---	---	---	---	---	---	---	26	10.200	---	---
7	Dumka	2	1.600	6	3.000	1	0.300	9	4.900	---	---	1	0.400	---	---	---	---	1	0.400	10	5.300	---	---
8	Godda	3	2.400	3	1.500	9	2.700	15	6.600	---	---	2	0.200	---	---	2	0.300	4	0.500	19	7.100	---	---
9	Jamtara	3	2.400	3	1.500	6	1.800	12	5.700	---	---	---	---	1	1.000	---	---	1	1.000	13	6.700	---	---
10	Pakur	---	---	---	---	---	---	---	---	---	---	---	---	---	---	---	---	---	---	---	---	---	---
11	Sahibganj	---	---	---	---	---	---	---	---	---	---	---	---	---	---	---	---	---	---	---	---	---	---
12	Chatra (N)	3	2.400	5	2.500	7	2.100	15	7.000	1	0.250	1	0.250	1	0.250	3	0.900	6	1.650	21	8.650	---	---
13	Chatra (S)	4	3.200	3	1.500	6	1.800	13	6.500	---	---	2	1.000	3	3.000	3	1.200	8	5.200	21	11.700	---	---
14	Hbag (East)	4	3.200	9	4.500	8	2.400	21	10.100	---	---	2	0.200	1	0.400	2	1.000	5	1.600	26	11.700	---	---
15	Hbag (West)	7	5.600	5	2.500	5	1.500	17	9.600	---	---	---	---	---	---	2	1.000	2	1.000	19	10.600	---	---
16	Koderma	5	4.000	6	3.000	21	6.300	32	13.300	---	---	---	---	---	---	---	---	---	---	32	13.300	---	---
17	Chaibasa	2	1.600	23	11.500	28	8.400	53	21.500	3	1.500	2	0.400	---	---	3	3.000	8	4.900	61	26.400	---	---
18	Jamshedpur	3	2.400	9	4.500	23	6.900	35	13.800	---	---	---	---	---	---	---	---	---	---	35	13.800	---	---
19	Kolhan	3	2.400	5	2.500	22	6.600	30	11.500	---	---	---	---	---	---	2	2.660	2	2.660	32	14.160	---	---
20	Porahat	5	4.000	---	---	16	4.800	21	8.800	---	---	---	---	---	---	5	1.250	5	1.250	26	10.050	---	---
21	Saraikela	3	2.400	6	3.000	22	6.600	31	12.000	---	---	---	---	---	---	---	---	---	---	31	12.000	---	---
22	Saranda	4	3.200	8	4.000	19	5.700	31	12.900	---	---	---	---	---	---	---	---	---	---	31	12.900	---	---
23	Garhwa (N)	2	1.600	2	1.000	2	0.600	6	3.200	---	---	2	1.200	---	---	---	---	2	1.200	8	4.400	---	---
24	Garhwa (S)	3	2.400	6	3.000	24	7.200	33	12.600	---	---	---	---	---	---	---	---	---	---	33	12.600	---	---
25	Latehar	2	1.600	---	---	26	7.800	28	9.400	---	---	2	1.200	1	5.000	5	1.000	8	7.200	36	16.600	---	---
26	Medininagar	6	4.800	8	4.000	14	4.200	28	13.000	---	---	---	---	---	---	---	---	---	---	28	13.000	---	---



Sl. No.	Name of Forest Div.	FLS Building Repair								Other Building Repair										Total Building Repair	
		RFO Office-cum-Residence		Forester Residence		FG Residence		Sub-Total		Barrack Repair		Hazat Repair		RI Hut Repair		Check Naka Repair		Sub-Total (Other Bld)			
		No.	Fin	No.	Fin	No.	Fin	No.	Fin	No.	Fin	No.	Fin	No.	Fin	No.	Fin	No.	Fin	No.	Fin
1	2	3	0.800	5	0.500	7	0.300	9	10	11	12	13	14	15	16	17	18	19	20	21	22
27	Gumla	2	1,600	5	2,500	9	2,700	16	6,800	---	---	1	0,300	---	---	3	0,900	4	1,200	20	8,000
28	Khunti	4	3,200	5	2,500	7	2,100	16	7,800	---	---	---	---	---	---	---	---	---	---	15	7,800
29	Lohardaga	3	2,400	6	3,000	12	3,600	21	9,000	---	---	---	---	---	---	---	---	---	---	21	9,000
30	Ranchi	---	---	---	---	---	---	---	---	---	---	---	---	---	---	---	---	---	---	---	---
31	Simdega	5	4,000	5	2,500	12	3,600	22	10,100	---	---	---	---	---	---	---	---	---	---	22	10,100
32	Ele. Proj, JSR	---	---	3	1,500	12	3,600	15	5,100	---	---	---	---	---	---	---	---	---	---	15	5,100
33	H'bag Wildlife	4	3,200	10	5,000	24	7,200	38	15,400	---	---	---	---	---	---	---	---	---	---	38	15,400
34	Ranchi Wildlife	1	0,800	---	---	9	2,700	10	3,500	1	1,000	---	---	---	---	---	---	1	1,000	11	4,500
35	P. T. R. (North)	3	2,400	12	6,000	44	13,200	59	21,600	---	---	4	0,600	---	---	6	0,900	10	1,500	69	23,100
36	P. T. R. (South)	4	3,200	10	5,000	40	12,000	54	20,200	1	1,200	4	0,800	---	---	10	1,500	15	3,500	69	23,700
37	Deoghar SF	2	1,600	---	---	---	---	2	1,600	---	---	---	---	---	---	---	---	---	---	2	1,600
38	Dumka SF	1	0,800	---	---	---	---	1	0,800	---	---	---	---	---	---	---	---	---	---	1	0,800
39	Garhwa SF	2	1,600	2	1,000	2	0,600	6	3,200	---	---	---	---	---	---	---	---	---	---	6	3,200
40	Hazaribag SF	---	---	---	---	---	---	---	---	---	---	---	---	---	---	---	---	---	---	---	---
41	Koderma SF	3	2,400	---	---	---	---	3	2,400	---	---	---	---	---	---	---	---	---	---	3	2,400
42	Latehar SF	4	3,200	1	0,500	4	1,200	9	4,900	---	---	---	---	---	---	---	---	---	---	9	4,900
43	Adityapur SF	1	0,800	1	0,500	2	0,600	4	1,900	---	---	---	---	---	---	---	---	---	---	4	1,900
44	Chalbasa SF	---	---	---	---	4	1,200	4	1,200	---	---	---	---	---	---	---	---	---	---	4	1,200
45	Ranchi SF	---	---	---	---	---	---	---	---	---	---	---	---	---	---	---	---	---	---	---	---
46	Simdega SF	4	3,200	2	1,000	7	2,100	13	6,300	---	---	---	---	---	---	---	---	---	---	13	6,300
47	State Silviculturist	---	---	---	---	4	1,200	4	1,200	---	---	---	---	---	---	---	---	---	---	4	1,200
	<b>Grand Total +</b>	<b>121</b>	<b>96,800</b>	<b>210</b>	<b>105,000</b>	<b>540</b>	<b>162,000</b>	<b>871</b>	<b>383,800</b>	<b>9</b>	<b>4,850</b>	<b>30</b>	<b>8,500</b>	<b>9</b>	<b>10,350</b>	<b>49</b>	<b>16,360</b>	<b>97</b>	<b>40,060</b>	<b>968</b>	<b>403,860</b>

Sl. No.	Name of Forest Div.	New Building construction										Other Building const.				Total New Building Const.		Grand Total (Building Repair & New Const.)
		RFO Office-cum-Residence		Forester Residence		FG Residence				Sub-Total (FLS New Building Const.)		Check Naka		Sub-Total (Other New Building Const.)		No.	Fin	
						Compl. Of Previous Yr Bal. (2 of 4 Qts)		New Proposal (4 Qts set)										
No.	Fin	No.	Fin	No.	Fin	No.	Fin	No.	Fin	No.	Fin	No.	Fin	No.	Fin	No.	Fin	
1	2	23	30.000	25	13.000	27	1207600	29	3087600	31	32	33	34	35	36	37	38	39
1	Bokaro	1	30.000	1	13.000	---	---	3	92.628	5	135.628	3	4.000	3	4.000	8	139.628	149.128
2	Dhanbad	---	---	---	---	2	24.152	2	61.752	4	85.904	---	---	---	---	4	85.904	99.354
3	Giridih (East)	1	30.000	---	---	2	24.152	4	123.504	7	177.656	3	10.500	3	10.500	10	188.156	199.606
4	Giridih (West)	---	---	---	---	3	36.228	4	123.504	7	159.732	---	---	---	---	7	159.732	170.332
5	Ramgarh	1	30.000	---	---	1	12.076	2	61.752	4	103.828	2	15.000	2	15.000	6	118.828	126.328
6	Deoghar	---	---	1	13.000	---	---	1	30.876	2	43.876	---	---	---	---	2	43.876	54.076
7	Dumka	---	---	---	---	---	---	2	61.752	2	61.752	---	---	---	---	2	61.752	67.052
8	Godda	---	---	---	---	---	---	1	30.876	1	30.876	1	4.000	1	4.000	2	34.876	41.976
9	Jamtara	---	---	---	---	---	---	2	61.752	2	61.752	---	---	---	---	2	61.752	68.452
10	Pakur	---	---	---	---	---	---	1	30.876	1	30.876	2	8.000	2	8.000	3	38.876	38.876
11	Sahibganj	---	---	---	---	---	---	1	30.876	1	30.876	---	---	---	---	1	30.876	30.876
12	Chatra (N)	1	30.000	1	13.000	3	36.228	4	123.504	9	202.732	1	4.000	1	4.000	10	206.732	215.382
13	Chatra (S)	---	---	1	13.000	3	36.228	5	154.380	9	203.608	---	---	---	---	9	203.608	215.308
14	Hbag (East)	1	30.000	1	13.000	1	12.076	4	123.504	7	178.580	---	---	---	---	7	178.580	190.280
15	Hbag (West)	1	30.000	1	13.000	3	36.228	6	185.256	11	264.484	---	---	---	---	11	264.484	275.084
16	Koderma	1	30.000	1	13.000	2	24.152	3	92.628	7	159.780	---	---	---	---	7	159.780	173.080
17	Chaibasa	1	30.000	1	13.000	3	36.228	1	30.876	6	110.104	---	---	---	---	6	110.104	136.504
18	Jamshedpur	1	30.000	1	13.000	---	---	2	61.752	4	104.752	---	---	---	---	4	104.752	118.552
19	Kolhan	---	---	---	---	2	24.152	8	247.008	10	271.160	4	16.000	4	16.000	14	287.160	301.320
20	Parahat	1	30.000	---	---	3	36.228	8	247.008	12	313.236	---	---	---	---	12	313.236	323.286
21	Saraikela	---	---	---	---	---	---	6	185.256	6	185.256	---	---	---	---	6	185.256	197.256
22	Saranda	---	---	---	---	3	36.228	5	154.380	8	190.608	---	---	---	---	8	190.608	203.508
23	Garhwa (N)	1	30.000	---	---	---	---	4	123.504	5	153.504	---	---	---	---	5	153.504	157.504
24	Garhwa (S)	1	30.000	---	---	---	---	2	61.752	3	91.752	---	---	---	---	3	91.752	104.352
25	Latehar	1	30.000	---	---	---	---	6	185.256	7	215.256	---	---	---	---	7	215.256	231.856
26	Medininagar	1	30.000	---	---	---	---	12	370.512	13	400.512	---	---	---	---	13	400.512	413.512



Sl. No.	Name of Forest Div.	New Building construction										Other Building const.				Total New Building Const.		Grand Total (Building Repair & New Const.)
		RFO Office-cum-Residence		Forester Residence		FG Residence				Sub-Total (FLS New Building Const.)		Check Naka		Sub-Total (Other New Building Const.)		No.	Fin	
						Compl. Of Previous Yr Bal. (2 of 4 Qtrs)		New Proposal (4 Qtrs set)										
		No.	Fin	No.	Fin	No.	Fin	No.	Fin	No.	Fin	No.	Fin	No.	Fin	No.	Fin	
1	2	23	30,000	25	13,000	27	120,760	29	308,760	31	32	33	34	35	36	37	38	39
27	Gumla	1	30,000	1	13,000	2	24,152	2	61,752	6	128,904	3	15,000	3	15,000	9	143,904	151,904
28	Khunti	1	30,000	1	13,000	2	24,152	3	92,628	7	159,780	2	10,000	2	10,000	9	169,780	177,580
29	Lohardaga	1	30,000	1	13,000	2	24,152	5	185,256	10	252,408	---	---	---	---	10	252,408	261,408
30	Ranchi	---	---	---	---	---	---	3	92,628	3	92,628	---	---	---	---	3	92,628	92,628
31	Simdega	---	---	1	13,000	2	24,152	2	61,752	5	98,904	---	---	---	---	5	98,904	109,004
32	Ele. Proj, JSR	1	30,000	1	13,000	2	24,152	2	61,752	6	128,904	---	---	---	---	6	128,904	134,004
33	H'bag Wildlife	---	---	1	13,000	2	24,152	1	30,876	4	68,028	---	---	---	---	4	68,028	81,428
34	Ranchi Wildlife	---	---	---	---	1	12,076	1	30,876	2	42,952	---	---	---	---	2	42,952	47,452
35	P. T. R. (North)	2	60,000	3	78,000	4	48,304	10	308,760	19	495,064	1	8,000	1	8,000	20	503,064	526,164
36	P. T. R. (South)	1	30,000	1	13,000	3	36,228	11	339,636	16	418,864	2	16,000	2	16,000	18	434,864	458,564
37	Deoghar SF	1	30,000	---	---	2	24,152	2	61,752	5	115,904	---	---	---	---	5	115,904	117,504
38	Dumka SF	1	30,000	---	---	2	24,152	2	61,752	5	115,904	---	---	---	---	5	115,904	116,704
39	Garhwa SF	1	30,000	---	---	2	24,152	2	61,752	5	115,904	---	---	---	---	5	115,904	119,104
40	Hazaribag SF	---	---	---	---	2	24,152	---	---	2	24,152	---	---	---	---	2	24,152	24,152
41	Koderma SF	---	---	---	---	2	24,152	---	---	2	24,152	---	---	---	---	2	24,152	26,552
42	Latehar SF	1	30,000	---	---	2	24,152	1	30,876	4	85,028	---	---	---	---	4	85,028	89,928
43	Adityapur SF	1	30,000	1	13,000	---	---	1	30,876	3	73,876	---	---	---	---	3	73,876	75,776
44	Chaibasa SF	1	30,000	1	13,000	---	---	2	61,752	4	104,752	---	---	---	---	4	104,752	105,952
45	Ranchi SF	1	30,000	1	13,000	2	24,152	2	61,752	6	128,904	---	---	---	---	6	128,904	128,904
46	Simdega SF	---	---	1	13,000	2	24,152	4	123,504	7	160,656	---	---	---	---	7	160,656	166,956
47	State Silviculturist	1	30,000	---	---	---	---	4	123,504	5	153,504	---	---	---	---	5	153,504	154,704
	<b>Grand Total -</b>	<b>29</b>	<b>870,000</b>	<b>23</b>	<b>338,000</b>	<b>67</b>	<b>809,092</b>	<b>160</b>	<b>4940,160</b>	<b>279</b>	<b>6957,252</b>	<b>24</b>	<b>110,500</b>	<b>24</b>	<b>110,500</b>	<b>303</b>	<b>7067,752</b>	<b>7471,612</b>



## ANNEXURE - VB

## Forest Protection (Other works) during FY 2018-19

(Rs. in lakh)

Sl. No.	Name of F. Div.	Wages of Home Guards (@450/- per day (April 18-June 18))		Wages of Home Guards @450/- per day (July 18-March 19)		Wages of JFMC/EDC personnel @ Rs. 237.38*26*9 (July 18-March 19)		Wages of Drivers (@9111/- per month)		POL & Other Exp (Rs. 1.200 lakh/year)		Total Amount
		No.	Amount	No.	Amount	No.	Amount	No.	Amount	No.	Amount	
1	2	3	0.4095	5	1.233	7	0.5554692	9	1.09332	11	1.200	15
1	Bokaro	20	8.190	10	12.330	10	5.555	4	4.373	4	4.800	35.248
2	Dhanbad	20	8.190	10	12.330	10	5.555	3	3.280	3	3.600	32.955
3	Giridih (E)	20	8.190	10	12.330	10	5.555	4	4.373	4	4.800	35.248
4	Giridih (W)	20	8.190	10	12.330	10	5.555	4	4.373	4	4.800	35.248
5	Ramgarh	20	8.190	---	0.000	---	0.000	3	3.280	3	3.600	15.070
6	Deoghar	15	6.143	10	12.330	10	5.555	4	4.373	4	4.800	33.200
7	Dumka	30	12.285	15	18.495	15	8.332	3	3.280	3	3.600	45.992
8	Godda	20	8.190	10	12.330	10	5.555	2	2.187	2	2.400	30.661
9	Jamtara	10	4.095	5	6.165	5	2.777	3	3.280	3	3.600	19.917
10	Pakur	20	8.190	10	12.330	10	5.555	2	2.187	2	2.400	30.661
11	Sahibganj	20	8.190	10	12.330	10	5.555	3	3.280	3	3.600	32.955
12	Chatra (N)	20	8.190	10	12.330	10	5.555	5	5.467	5	6.000	37.541
13	Chatra (S)	20	8.190	10	12.330	10	5.555	5	5.467	5	6.000	37.541
14	Hazaribag (E)	20	8.190	5	6.165	5	2.777	4	4.373	4	4.800	26.306
15	Hazaribag (W)	20	8.190	10	12.330	10	5.555	5	5.467	5	6.000	37.541
16	Koderma	20	8.190	5	6.165	5	2.777	5	5.467	5	6.000	28.599
17	Chaibasa	30	12.285	15	18.495	15	8.332	3	3.280	3	3.600	45.992
18	Jamshedpur	30	12.285	15	18.495	15	8.332	5	5.467	5	6.000	50.579
19	Kolhan	20	8.190	15	18.495	15	8.332	4	4.373	4	4.800	44.190
20	Porahat	20	8.190	10	12.330	10	5.555	4	4.373	4	4.800	35.248
21	Saraikela	20	8.190	5	6.165	5	2.777	3	3.280	3	3.600	24.012
22	Saranda	20	8.190	20	24.660	20	11.109	5	5.467	5	6.000	55.426
23	Garhwa (N)	10	4.095	5	6.165	5	2.777	4	4.373	4	4.800	22.211
24	Garhwa (S)	15	6.143	5	6.165	5	2.777	3	3.280	3	3.600	21.965
25	Latehar	10	4.095	5	6.165	5	2.777	3	3.280	3	3.600	19.917
26	Medininagar	10	4.095	---	0.000	---	0.000	4	4.373	4	4.800	13.268
27	Gumla	10	4.095	5	6.165	5	2.777	4	4.373	4	4.800	22.211

Sl. No.	Name of F. Div.	Wages of Home Guards (@450/- per day (April 18-June 18))		Wages of Home Guards @450/- per day (July 18-March 19)		Wages of JFMC/EDC personnel @ Rs. 237.38*26*9 (July 18-March 19)		Wages of Drivers (@9111/- per month)		POL & Other Exp (Rs. 1.200 lakh/year)		Total Amount
		No.	Amount	No.	Amount	No.	Amount	No.	Amount	No.	Amount	
1	2	3	0.4095	5	1.233	7	0.5554692	9	1.09332	11	1.200	15
28	Khunti	0	---	---	0.000	---	0.000	4	4.373	4	4.800	9.173
29	Lohardaga	30	12.285	15	18.495	15	8.332	5	5.467	5	6.000	50.579
30	Ranchi	40	16.380	20	24.660	20	11.109	5	5.467	5	6.000	63.616
31	Simdega	20	8.190	10	12.330	10	5.555	3	3.280	3	3.600	32.955
32	P. T. R. (North)	20	8.190	10	12.330	10	5.555	9	9.840	9	10.800	46.715
33	P. T. R. (South)	20	8.190	10	12.330	10	5.555	8	8.747	8	9.600	44.421
34	Ele. Proj. JSR	0	---	---	0.000	---	0.000	3	3.280	3	3.600	6.880
35	H'bag Wildlife	10	4.095	---	0.000	---	0.000	3	3.280	3	3.600	10.975
36	Ranchi Wildlife		---	---	0.000	---	0.000	3	3.280	3	3.600	6.880
37	Deoghar SF		---	---	0.000	---	0.000	1	1.093	1	1.200	2.293
38	Dumka SF		---	---	0.000	---	0.000	1	1.093	1	1.200	2.293
39	Garhwa SF		---	---	0.000	---	0.000	1	1.093	1	1.200	2.293
40	Hazaribag SF		---	---	0.000	---	0.000	1	1.093	1	1.200	2.293
41	Koderma SF		---	---	0.000	---	0.000	1	1.093	1	1.200	2.293
42	Latehar SF		---	---	0.000	---	0.000	1	1.093	1	1.200	2.293
43	Adityapur SF		---	---	0.000	---	0.000	1	1.093	1	1.200	2.293
44	Chaibasa SF		---	---	0.000	---	0.000	2	2.187	2	2.400	4.587
45	Ranchi SF		---	---	0.000	---	0.000	2	2.187	2	2.400	4.587
46	Simdega SF		---	---	0.000	---	0.000	2	2.187	2	2.400	4.587
47	State Silviculturist		---	---	0.000	---	0.000	1	1.093	1	1.200	2.293
48	W. P. Bokaro		---	---	0.000	---	0.000	1	1.093	1	1.200	2.293
49	W. P. Deoghar		---	---	0.000	---	0.000	1	1.093	1	1.200	2.293
50	W. P. Hbag		---	---	0.000	---	0.000	1	1.093	1	1.200	2.293
51	W. P. Jsr		---	---	0.000	---	0.000	1	1.093	1	1.200	2.293
52	W. P. Palamau		---	---	0.000	---	0.000	1	1.093	1	1.200	2.293
53	W. P. Ranchi		---	---	0.000	---	0.000	1	1.093	1	1.200	2.293
54	Pl. Res. & Eval.		---	---	0.000	---	0.000	1	1.093	1	1.200	2.293
55	Dumka WFP		---	---	0.000	---	0.000	1	1.093	1	1.200	2.293
56	S.F. PM&E		---	---	0.000	---	0.000	1	1.093	1	1.200	2.293
	<b>Total</b>	<b>650</b>	<b>266.175</b>	<b>305</b>	<b>376.065</b>	<b>305</b>	<b>169.418</b>	<b>167</b>	<b>182.584</b>	<b>167</b>	<b>200.400</b>	<b>1194.643</b>

## Jharkhand CAMPA

NPV - Working Plan and FCA Nodal Cell related schemes during FY 2018-19

(Rs. in lakh)

Sl. No.	Name of F. Div./Cell	Dev. of IT Infrastructure		Maint. of GIS Cell		Wages of Technician		Wages of Computer Operator		Field Verification	Total Amount
		Phy	Fin	Phy	Fin	No.	Fin	No.	Fin		
1	2	3	4	5	6	7	8	9	10	11	12
1	W. P. Bokaro	---	---	---	2.000	1	2.016	1	1.978	2.000	7.994
2	W. P. Deoghar	---	---	---	0.900	1	2.016	1	1.978	---	4.894
3	W. P. Hbag	---	11.500	---	14.456	2	4.032	1	1.978	---	31.966
4	W. P. Jsr	---	12.000	---	2.500	2	8.400	1	1.978	---	24.878
5	W. P. Palamau	---	---	---	0.900	1	4.032	1	1.978	---	6.910
6	W. P. Ranchi	---	8.250	---	11.000	2	8.400	1	1.978	2.000	31.628
7	Exe Director Cell	---	---	---	---	---	---	1	1.978	---	1.978
	<b>Grand Total -</b>	<b>0.000</b>	<b>31.750</b>	<b>0.000</b>	<b>31.756</b>	<b>9.000</b>	<b>28.896</b>	<b>7.000</b>	<b>13.846</b>	<b>4.000</b>	<b>110.248</b>

Note :- Senior Technician - Rs. 35,000/- pm

Junior Technician - Rs. 16,800/- pm



## Jharkhand CAMPA

## NPV - Bio-diversity conservation &amp; Anti-depredation Activities during FY 2018-19

(Rs. in lakh)

Sl. No.	Name of F. Div.	Dev. of National Park/WL Sanctuary	Construction of Rescue Centre	Anti Depredation Scheme	Grand Total Amount
1	2	3	4	5	6
1	Bokaro	---	---	66.8756	66.876
2	Dhanbad	---	---	66.3606	66.361
3	Giridih (East)	---	---	77.4456	77.446
4	Giridih (West)	---	---	37.4456	37.446
5	Ramgarh	---	---	49.7506	49.751
6	Deoghar	---	---	43.4206	43.421
7	Dumka	---	---	83.3456	83.346
8	Jamtara	---	---	45.9306	45.931
9	Pakur	---	---	37.4456	37.446
10	Sahibganj	---	---	57.4456	57.446
11	Chatra (N)	---	---	83.3956	83.396
12	Chatra (S)	---	---	70.0706	70.071
13	Hbag (East)	---	---	75.6456	75.646
14	Hbag (West)	---	---	83.3456	83.346
15	Koderma	---	---	37.4456	37.446
16	Chaibasa	---	---	133.4806	133.481
17	Jamshedpur	---	---	42.6956	42.696
18	Kolhan	---	---	39.9956	39.996
19	Porahat	---	---	62.0156	62.016
20	Saraikeela	---	---	139.3206	139.321
21	Saranda	---	---	59.6456	59.646
22	Latehar	---	---	37.4456	37.446
23	Gumla	---	---	67.2706	67.271
24	Khunti	---	---	106.5506	106.551
25	Ranchi	---	---	130.0156	130.016
26	Simdega	---	---	65.5606	65.561
27	P. T. R. (North)	845.000	---	121.6956	966.696
28	P. T. R. (South)	1010.000	---	121.6956	1131.696
29	Ele. Proj, JSR	323.100	---	55.8856	378.986
30	H'bag Wildlife	282.000	---	37.4456	319.446
31	Ranchi Wildlife	83.000	500	39.6956	622.696
	<b>Grand Total -</b>	<b>2543.100</b>	<b>500.000</b>	<b>2175.784</b>	<b>5218.884</b>



## Research Activities during FY 2018-19

Study of Plant Diversity and Market Potential of Plant products for Economic upliftment of Native Tribals in West Singhbhum District.  
(3 Years Scheme)

(Rs. in lakh)

Sl. No.	FY	Emolument of Junior Research Fellow		Wages of Hired Human resource person		Wages of Casual labour		Purchase of Materials	Printing & Binding	Contingency	Total			
1	2018-19	2	25000.00 / Month	6.000	1	10000.00 / Month	1.200	1	237.38 - per day	0.741	5.810	---	0.400	14.151
2	2019-20	2	25000.00 / Month	6.000	1	10000.00 / Month	1.200	1	237.38 - per day	0.741	---	---	0.400	8.341
3	2020-21	2	28000.00 / Month	6.720	1	10000.00 / Month	1.200	1	237.38 - per day	0.741	---	0.400	0.400	9.461
<b>Total</b>		<b>6</b>		<b>18.720</b>	<b>3</b>		<b>3.600</b>	<b>3</b>		<b>2.223</b>	<b>5.810</b>	<b>0.400</b>	<b>1.200</b>	<b>31.953</b>



## Draft Proposal for discussion on

### Integrated Forest Mosaic Landscape Management : Approaches to Capacity and Institution Building For Sustainability of Ecosystem Services.

#### D) Context/Background

Forest provides hosts of ecosystem services that directly contribute to improving the productivity of the agricultural land in the forest fringe villages, ensure water security and well being of the people. The small holder farmers of the forest fringe rainfed areas depend upon , to a large extent on, such forest ecosystem services. However, such forests are facing the challenges of degradation due to various drivers of degradation including diversion of forest land. Even though compensatory afforestation is created the original ecosystem services provided by the natural forests can not be regained. Moreover, the plantation requires time to grow and mature for providing provision and other ecosystem services to the people. During that gestation period the pressure on the existing forests adjoining the villages are put under more pressure from the adjoining villages. Therefore, the forests and its associated ecosystem services gets further degraded.

The Protected Forests lands, as forest ecosystem are not virgin, isolated patch. Rather it constitutes a pattern of forest mosaic landscape where different land uses practices, viz., forest, agriculture, pisciculture, silvi pasture are in practice and they interplay with each other. It is not possible to check and reverse the forces of degradation with isolated forest land based interventions. One has to take the forest mosaic landscape as the unit. The sustainable land uses of the forest fringe areas would check the forces of degradation, improve well being of the people and reduce their dependence on forest. Consequently, the health of the forest and its regeneration would improve.

The forest mosaic landscapes is defined here as places where forests and agricultural land use coexist in a mosaic pattern. The boundary between forest and agriculture is fuzzy in space and time, although demarcation is done by the government departmental functionaries.

Thus the framework of management of forest mosaic landscape also focuses beyond the structure of the forest boundary, the interspersed nature of agricultural and forest land uses. The activities will include capacity building and strengthening the Joint Forest Management Committee in particular , the incentives, and appropriate technologies related to land use.

The guidelines ( WP code 2014) stress upon the role of trees outside forests (TOF) which are located on the lands other than forests, including agricultural lands e.g. agro-forestry systems, farm forestry.

The importance of management of the fringe forest ( WP code 2014) “ lies in the fact that if properly managed, it can arrest people’s entry into the forest by catering to their needs at the fringe only, thereby sparing the forest from the biotic pressure that has the potential to cause irreparable damage to the forest biodiversity and eco-system services. Forest fringe villages have been a major cause of forest fires due to increased dependency of people on forests as stated above, thus causing the forest more vulnerable in terms of fire. Alternatives may be discovered to reduce the dependency of people on forests residing in fringe forests.”

Interventions used in agriculture-forest landscapes will sequester carbon by reducing deforestation without adversely affecting other social and ecological outcomes related to livelihoods.

The Challenge before us is how to govern forest mosaic agriculture- landscapes to reduce deforestation and thereby improve climate change mitigation outcomes. Moreover, the climate change mitigation in terrestrial systems is necessary to avoid the worst effects of climate change and halting deforestation. This has been considered to be one of the most cost effective mitigation measures globally. Therefore, improved governance at the forest field functionaries at one side and building competency at the JFMC level on the other is therefore necessary to check deforestation and improve ecosystem services.

Objectives of management of forests has become more people centric and oriented to provide the goods and services from forests on sustained basis, with an emphasis on ecological services and harvest of usufructs as well ( WP Code 2014). Forest Management Planning must provide for sustainable management of forests and its biodiversity as enshrined in the National Forest Policy, encompassing the ecological (environmental), economic (production) and social (including cultural) dimensions.

As mentioned above that the National Working Plan Code emphasizes upon the importance of managing the forest fringe areas. It mentions that “*the importance of management of the fringe forest lies in the fact that if properly managed, it can arrest people’s entry into the forest by catering to their needs at the fringe only, thereby sparing the forest from the biotic pressure that has the potential to cause irreparable damage to the forest biodiversity and eco-system services. Forest fringe villages have been a major cause of forest fires due to increased dependency of people on forests as stated above, thus causing the forest more vulnerable in terms of fire. Alternatives may be discovered to reduce the dependency of people on forests residing in fringe forests.*” Thus, managing the fringe forest is being mainstreamed

Another important initiative from the Ministry of Environment, Forest and Climate Change, Government of India has provided fund under CAMPA for a series of activities for afforestation and conservation of forest as a whole through capacity building, training, research and ultimately improve ecosystem services.

The aims and objectives of CAMPA also emphasizes that the

*State CAMPA shall seek to promote.*

- a. Conservation, protection, regeneration and Management of Natural Forest
- b. Conservation, protection of wildlife and it’s habitat within and outside protected areas including consolidation of protected areas.
- c. Compensatory afforestation
- d. Environmental Services



- i. provision of goods.. wood, NTFP, water, grazing, tourism, wildlife protection*
- l. regulating Service.. climate regulating, disease control, detoxification, carbon sequestration, health of soil, air and water regimes*
- iii. non materials benefits like spiritual, recreation, educational*
- iv. supporting services like biodiversity, nutrients cycling, primary production.*
- e. Research, training and capacity building.*

Therefore, managing forest fringe areas, improvement of ecosystem services, increasing the scope of carbon sequestration, health of soil, air and water regimes are the prime concern of both the National Working Plan Code 2014 and the CAMPA interventions.

The forest fringe dwellers are organized by the forest department to form Joint Forest Management Committees. The JFMC members living in the forest fringe villages primarily are small holder farmers and depend on agriculture for their livelihood but suffer from a number of risks due to low productivity in the face of degradation of natural resource base including soil, water, biodiversity, natural calamities and other man-made disasters. Having recognized the severity of problems of the smallholders and the consequences of overuse of chemical fertilizers, the extent of soil and environmental degradation and pollution, there is a urgent need to improve the productivity of land and introduce sustainable land use practices. This will ensure well being of the people and reduce the pressure on forest.

## **II) Aims and Objectives**

### **Objectives**

Keeping the above context in mind the objectives of the project are set as follows:

1. Create an enabling environment for conservation, protection and management of natural forest mosaic landscape management to improve the forest ecosystem services through capacity building and training of the stakeholders including forest field staff, JFMC members and panchayat functionaries.
2. Development of the social and human capital within the JFMC through
  - Establishment of Prashikshan Shivir as Outreach Programme, a forum for continuous learning in the line of 'Farmers Field School' following season wise activities.
  - JFMC institution building and strengthening, women empowerment and skill development in the form of "Capacity Building" through series of tailored training modules based on the need of Common Interest Groups (CIG) such as NTFP collectors, vegetables growers, fishermen, livestock growers for forest mosaic landscape conservation and sustainable livelihood development at the given landscape level.
  - Develop Community Resource Persons (CRP) through vocational training and also in the form of Training of Trainers (ToT) who may serve the community as volunteer extension workers.
  - Development of Professional Resource Persons (PRP) from within the department through advanced ToT programs.
3. Develop capacity of the stakeholders for Integrated Management of the given landscape to improve environmental/ecosystem services by improving the productive potentials of soil, water, forest and vegetation outside forest area



4. Improve the natural resource endowment, particularly the biodiversity through community participation to build ecosystem resilience.
6. Promote use of organic manure/compost, bio fertilizer and bio pesticides and minimize chemical based inputs to improve health of soil and water, reduce carbon foot prints and ensure sustained flow ecosystem services.
7. Diversify the production base in the fringe villages through Integrated Farming System, including multiple cropping with integration of livestock and fisheries to reduce their dependence on forest
8. Promote and facilitate homestead Nutritious Kitchen Garden to meet the immediate need of nutritious food for the JFMC members
9. Facilitate Women Empowerment by involving the social change agent and women farmers in the production chain, increase their income and engage them in the decision making process within the landscape.

### Hierarchy of Objectives

Hierarchy of Objectives	Indicators (OVIs)/outputs	Means of Verification
<p><b>Overall Goal</b> Forest Mosaic Landscape Management to improve ecosystem services through ecosystems based approaches to promote climate resilient land uses in the fringe forest areas in six pilot locations in Jharkhand.</p>	<ul style="list-style-type: none"> <li>- Identification of the landscape, its features and the core village for direct intervention under the project with Geo reference in consultation with the forest department</li> <li>- Reduction in the incidence of illegal felling of trees, fire incidence and uncontrolled grazing</li> <li>- Participatory biodiversity monitoring by the JFMC members</li> <li>- Increased number of trees planted outside the forest in fringe areas</li> <li>- Silvi pasture development in the fringe areas</li> <li>- Agro forestry plantation in the private land in forest fringe villages</li> <li>- Improved soil moisture conservation through rain water harvesting</li> <li>- Adaption of climate resilient, low input agriculture/horticulture/pisciculture practices (mulching, minimum tillage, protected cultivation, introduction of drought resistant varieties, weed management, Integrated Pest Management) by the JFMC members</li> <li>- Diversification of livelihood options of the JFMC members with agriculture, horticulture, fisheries, animal husbandry, NTFP based activities, off-farm based activities</li> <li>- Increase in household level income of the JFMC members and women farmers</li> </ul>	<ul style="list-style-type: none"> <li>- Land use change data</li> <li>- Report of forest offences</li> <li>- Permanent monitoring plot in the forest and data of periodic monitoring – changes in density, diversity</li> <li>- Soil and Water quality report</li> <li>- Household level socio economic data</li> <li>- Satellite images</li> <li>- Geo reference and geo tagging of the plots</li> <li>- Number of plots and trees planted as Agroforestry program, outside forest area</li> <li>- Area of silvi pasture developed</li> <li>- Number of rain water harvesting structures created</li> <li>- Minutes of the meeting</li> <li>- Case studies,</li> <li>- Biodiversity Registers</li> <li>- Photographs</li> </ul>
<b>Hierarchy of Objectives</b>		
1 Create an enabling environment for conservation,	Details on map of the forest mosaic landscape, its features following watershed criteria and status of base line of the core village for direct	<ul style="list-style-type: none"> <li>- Microplan document</li> <li>- Departmental reports</li> <li>- Minutes of the meeting at the community level and</li> </ul>

Proposal on Forest Mosaic Landscape Management to improve Forest Ecosystem Services

Hierarchy of Objectives	Indicators (OVIs)/outputs	Means of Verification
protection and management of natural forest mosaic landscape management to improve the forest ecosystem services through capacity building and training of the stakeholders including forest field staff, JFMC members and panchayat functionaries.	intervention under the project with Georeference - Number of convergent microplan prepared. - Number of Trainings / Workshops conducted for different stakeholders	departmental level - Registration of the workshops - Photographs - Workshop reports - IEC materials prepared
2. Development and strengthening of JFM as social capital with inclusion of women	- No. of JFMCs taking active role in protection and conservation of forest - No. of women actively involved in the group functioning and decision making (Women members will hold leadership position in all the targeted families) - No. of activities undertaken by the group to conserve forests - No. of JFMCs adopted climate resilient agriculture/horticulture based land use practices - Some of groups in two clusters may initiate the process of registration under PGS.	- Minutes of the meetings - Cash book - Bank books - Photographs - Documents for initiation of forest conservation measures - Documents for initiation of climate resilient land use practices - Geo tagging
3. To facilitate convergence of sectoral services with the Government allied departments/ extension officials/workers of the for effective dissemination of knowledge and information	- Number of Training modules and materials prepared - Number of workshops organized with line departments - Development of Monitoring Protocols and indicators of the trial plots established at the landscape level	- Workshop registration - Workshop reports - Photographs - training materials - Monitoring reports
4. To organize Training of Trainers for the field staff to improve their training and communication skills and to equip them with modern and scientific knowledge on biodiversity conservation	- To organize Training of Trainers for selected field staff	- Training Registration - Training Evaluation - Training Report - Photographs
5. To Involve especially the women farmers in the production value chain, increase their	- No. of women farmers identified as direct participant (at least 60% of the direct participants will be women) - Increase in the income opportunities for the	- List of participants/ beneficiaries - HH level data - Minutes of the meeting



Hierarchy of Objectives	Indicators (OVIs)/outputs	Means of Verification
income and engage them in the decision making process within the landscape	women - No. of women having leadership role in the groups/JFMCs	- Group profiles
6. To develop skills of the JFMC members through trainings to develop human capital for Integrated Forest Mosaic Landscape Management	- No. of Prashikshan Shivir as Outreach Centre/Farmer Field School established. There may be 2 or 3 Demonstration plots in each landscape - The trainings will be conducted at the Farmer Field School and the farmers trained on skills/traits related to sustainable agriculture will demonstrate adoption in their field. - 450 family of farmers will adapt the practices in their own field after training for production of organic manure, Nutrition kitchen garden, vegetable cultivation, pulses and oilseeds cultivation, livestock management, fish farming, nursery raising, organic compost and bio control of pests, weed management, mulching, few may start zero or minimum tillage etc (at least 80% of the trainees would initiate at least 2 of the above mentioned activities) - No. of villagers approached the trained farmers to learn the techniques (about 20% replication in the landscape)	-Prashikshan Shivir/ Demonstration Plots/ Training Report/ - Training registration and Evaluation - Gender division of trainees - Post training plan of action - Demo Plot wise data after each season with geo tagging - Production of Organic Manure -Number of Kitchen Garden - Crop Rotation - Nursery - Photographs - Comparison with base line data - Case studies
7. To develop community resource persons through ToT	- No. of CRPs trained (about 150 numbers of CRPs will be trained)	- Training Report - Training registration and Evaluation - Gender division of trainees - Post training plan of action - Photographs
8. To develop skills to enhance the productive potentials of natural resources through Soil and Water Conservation, restoration of degraded lands	- Increase in the amount of soil moisture in the farm through cover crops, organic treatment - Improved availability of water in the farm through creation of farm ponds for rain water harvesting - Use of drip irrigation - Improved soil organic matter content through mulching, weed management, green cover, organic manure	- Soil moisture content report - Geo tagging of RWS - Irrigation report - Soil health report - HH data - Rain water / percolation tanks - Demonstration plots -SRI cultivation plots
9. To develop skills to promote Integrated Farming System Management in a more profitable and sustainable manner	- No. of people having increase in income through IPS and Agro forestry - No. of options for earning has increased (at least the option will be doubled among 50% of the targeted people)	- Household data - Case studies - Photographs
10. To facilitate the	- No. of people adapted agriculture/agro	- Field reports



Hierarchy of Objectives	Indicators (OVIs)/outputs	Means of Verification
agri/agro forestry based practices and sustainable behaviour for climate change adaptation and mitigation	forestry practices that promote climate change adaptation and mitigation including use of drip irrigation, crop rotation, intercropping, organic farming practices, shade nets, mulching, zero tillage, seed production and seed bank etc - Increased use of renewable energy sources - Increase in green cover	- Case studies - Photographs - Satellite images - Geo tagging
11. Develop entrepreneurship skills and capacity of the producers and growers to promote NTFP/ agri business	-20 Number of CIGs/Producer groups formed (Minimum 20 business plan will be executed) -Number of farmers/farmer groups started agri business (Minimum 50 entrepreneurs will start business) - Registration of Entrepreneurs as Traders	- Entrepreneur Report - Photographs - Bank pass book - Minutes of the meeting - Registration documents

### III) Strategy

#### Proposed Strategies

##### 1) Landscape selection through stakeholder engagement

1.1) Selection of Landscapes and core village, with geo reference, in consultation with the forest field staff avoiding any duplication of the programs/projects based on the specified criteria.

##### 2) Human Resource Management and Development through strengthening the JFMCs as institutions, Capacity Building and Trainings

JFMCs established in the forest fringe villages will be the unit of implementation and the last mile of delivery. Strengthening of the existing JFMCs will be done through capacity building, training and hand holding support. A dedicated team of extension workers (community organizers) will be in place. Capacity building of the field staff will be done to facilitate the process and mainstreaming the initiatives. Community Resource Persons will be developed for sustainability of the initiatives, upscaling and replication.

##### 2.1) Selection of Facilitators for effective implementation of the project.

The community organizers for the Project will be selected and trained by IBRAD. They need to be skilled to apply participatory approaches and skills to organize the JFMC members

##### 2.2) Community capacity building and development of community resource persons for strengthening the activities, upscaling, replication and sustainability.

In addition to the community Organisers as professional staff of the Project, some proactive farmers, community members with leadership ability who volunteer to convey information from field staff of the Project to individual farmers, will be trained as Community Resource Person (CRP). Weekly schedules detailing each CRP's tasks will help the villagers for dissemination of knowledge and skills and hand holding training. The CRP does not receive a salary but their role may require significant time investment. Project can motivate them and maintain their commitment with incentives such as to provide some inputs/ travel cost to create demonstration plots.

##### 2.3) Promoting/strengthening Extension Services for upscaling and replication

The Project has planned for developing Professional Resource Persons (PRP) within government functionaries for continued support and scaling up the project related activities to facilitate Integrated Forest Mosaic Landscape management

2.4) Capacity building to develop skills of the JFMC members for participatory biodiversity monitoring and management and adoption of low input climate resilient land use practices for increasing productivity and income

Skill development trainings will be organized for the JFMC members of the landscapes and also from the neighboring villages for replication of the technologies.

### **3) Strategy for Awareness, Communication and development of IEC materials.**

The types of communication needed for Forest Mosaic Landscape Management will be use of different channels to transmit and collect information. The frequency of communication, its quality, and its reach among JFMC members will have greater impact on the management of the Project. These communication channels can broadly be grouped into three categories:

- Face-to-face interactions between the Project staff or government staff and farmers
- Written materials such as manuals, brochures, and handout will be prepared. Sign boards will be used as display material.
- Information and communication technologies such as Skype, Internet, WhatsApp, video, and cell/ smart phones have been planned and already field tested.

Application and use of such ICTs have been planned and field tested as they are less costly than face-to-face communications. It can reach large numbers of farmers, and present opportunities for overcoming problems of reinforcement and impact assessment also.

Besides, community culture specific cultural activities like songs/dramas will be developed.

### **4) Actions at the Forest Mosaic Landscape level to develop skills for Forest Resource Conservation, Natural Resource Management through promotion of Agro forestry, rain water harvesting, low input climate resilient production systems, habitat development, improving production and productivity on sustainable basis**

#### **4.1) Establish Prashikshan Shivir as the Outreach Centre**

Good Performance Depends on Effective Logistics and Strong Monitoring, Strategic scheduling and staff management that increase the effectiveness of an extension program.

The Community Organisers of the Project will work with the JFMC members directly in the core village of the landscape. A Prashikshan Shivir will be established as Outreach Centre in the line of Farmers Field school. These centers will act as classrooms and associated plots where improved techniques are demonstrated and practised. The demonstration plots can be used as nurseries to produce improved planting materials for sale or distribution. The Community Organiser / Subject specialists will conduct the training in farmers' own fields and address their specific concerns. Such exercise is found useful for building trust and goodwill among farmers. There will be some training kits/ equipments at the Prashikshan Shivir for continuous learning.

4.2) Preparation of participatory microplan by involving the JFMC members. It will be done through application of participatory techniques and approaches.



4.3) Demonstration Centre and Demo Plots & Farmers Participatory Research on Participatory Biodiversity Monitoring, Agro forestry, enhancement of soil health, Organic and Bio fertilizer Production, Integrated Pest Management and enhancement of horticulture production in the rainfed farming system.

- Project will have demonstration plot in farmers land in the core village of the selected landscape. It will be a smallholder plot that uses best practices for low inputs climate resilient agricultural/Agro forestry practices. Field staff and the experts will hold training sessions at the demonstration plots and on the farms of other group members. The training sessions will consist of instruction to be reinforced by hands-on practice. Community field training and Farmers Participatory Research can be organized at the plots throughout the production cycle to present best practices and offer farmers an opportunity to practice their learning. These events will also serve as experiment for new methods and help in adoption by new members. One has to remember that it is the farmers, not extension staff, should do work more and learn with conviction on the plots. Field staff will hold training sessions at the demonstration centre for effective training.
- Permanent plots will be laid in the forests where JFMC members along with the forest field staff will have periodic monitoring to track the changes in terms of density, diversity, growth of the forest. They will be trained to collect the data.
- Development of a robust data base on the ecosystem services derived from the forest ecosystem in the Forest Mosaic Landscape and its periodic monitoring to measure the changes before and after intervention. Special emphasis will be given to identify locally available REET (Rare, Endangered, Extinct and Threatened) species and to take measures for their conservation.
- Measures will be taken to identify and restore the locally available genetic resources. It would include both forest and agro biodiversity.

4.4) Adoption of sustainable land-use planning and implementation through community engagement and participation

Strategy for sustainable land use practices including agriculture, forest and fresh water ecosystems envisages a comprehensive management approach to improve soil health, the ecosystem of the region and the quality of produce. For optimization of productivity all the essential components need to be developed in a systematic manner. These steps include:

- (i) Habitat development for both forest crops (within the forest area) and non forest crops (forest fringe and outside forest area)
- (ii) Creating on-farm facilities for input production by utilizing the local resources such as leaves, twigs from the trees, cow dung, agriculture residue etc
- (iii) cropping sequence and combination planning for Agro forestry as well as for Back yard farming/agriculture
- (iv) 3-4 year rotation plan and
- (v) Growing of crops suiting to the region, soil and climate.



Land use plans will be developed based on PRA exercise, SWOT analysis and Microplanning exercise

**5) Diversification of livelihood opportunities, promotion of climate resilient production system and increase in income**

Promoting integrated farming system covering crops, livestock & fishery, nursery raising and plantation of Trees Outside Forest Area in the fringe villages, promotion of Agro forestry to meet the fuel and fodder requirement of the people and increase of income through intercrops as well, production of manure and compost as an alternate livelihood practice, in situ and ex situ cultivation of high value NTFPs/Medicinal crops.

**6) Promoting effective management of available water resources and enhancing water use efficiency**

Since most of the areas are rainfed, assistance will be provided to create farm ponds and renovation/restoration of small tanks for rain water harvesting. These will be done adjoin Agro forestry plots and Demonstration Plots. Awareness will also be created to popularize and use drip irrigation facilities.

**7) Promoting location and crop specific integrated nutrient management practices for improving soil health, enhancing crop productivity and maintaining quality of land and water resources**

Database will be created through periodic soil and water sample collection and analysis, establishment of organic manure/bio fertilizer/bio pesticide/biological extracts/vermi compost units and its applications.

**8) Facilitation to develop entrepreneurship skills**

Building the capacity of farmers for Agri-Business is relatively complex. Since the production of quality crops and commercial Agri-Business activities are interrelated the capacity of farmers and farmer groups will be developed for commercial business at the same time. This will help in organizing the farmers in Farmers Producers Groups and substantial increase in their income.

**Facilitation in developing Agribusinesses and supporting Smallholder farmers**

Aggregating smallholder farmers into groups is both critical and challenging for agribusinesses. It is challenging because farmer groups are lacking aptitude of commercial business. There is not enough quality product for commercial business. Hence strategy is needed at several levels like production of selected quality product, develop supply value chain, market linkages, branding and developing entrepreneurs skills for improving the Agri-Business practices of farmers.

- Identify the local crop best suited for quality and quantity products
- Supporting increased knowledge and access to agricultural inputs
- Facilitating market development of local supply by helping farmers meet quality and quantity requirements so they can access and develop markets
- Facilitation for access to credit and insurance
- Raising standards of Farmers Group governance and business facilities
- Supporting the development and uptake of eco-standards for commodity value of agri products

- ✓ Improve smallholders' access to markets, financing, technical assistance, and inputs like fertilizer and seeds on time

**9) Develop linkages between scientific communities and the villagers for building knowledge and skills, transfer of technology for improving production and productivity for livelihood development on sustainable basis**

Updation of knowledge and skills on the modern scientific knowledge and skills and validation of the practices of the farmers by the scientists, are essential to ensure increase in production and productivity on a sustainable basis. The project has integrated such interactions through kishan goshthis and field visit of the experts not only to impart knowledge and skills but also to take timely corrective actions.

**10) Women Empowerment**

The proposed project has in-built strategy to target women as direct beneficiaries for the project, develop them as community resource person and entrepreneur. This will start with promotion of horticulture production in their homestead land as kitchen garden and integrated farming system. Their capacity will also be built for off-farm based business activities like marketing of NTFPs, sale of organic manure and compost, bio pesticides, seed production and sale etc.

**11) Monitoring and evaluation**

Success of any project depends upon keeping the project on track, timely completion of tasks and taking timely corrective actions. To ensure such rigorous monthly MIS system, range and division level monitoring meeting is proposed rigidly.

**IV) Target Beneficiaries**

JFMC members, particularly women of the members families, of one landscape in a sub beat with about 5 – 6 villages on pilot basis (It is understood that one JFMC consists of one village). Six such sub beats will be identified one in each Circle on pilot basis. The JFMCs will have minimum about 100 acres of forest under their jurisdiction.

Main targets of the proposed project are the tribal and backward smallholders of the JFMC who face a variety of challenges, including natural disaster from time to time. They practice traditional cultivation with degraded soil fertility and continued erosion. They have lack of resources for input to improve agricultural practices. Such farmers have limited knowledge of market prices and quality of requirements for improved and sustainable agriculture. Due to lowering productivity there has been an increasing trend of the men folk of the villages to migrate outside leaving the agriculture and other land use practices under the refuge of the women of the family.

They are largely unorganized and have poor access to credit. Financial institutions often view smallholders as unattractive clients due to insufficient collateral.

Total forest mosaic Landscapes and villages: 6 landscapes (one in each sub beat) and about 30 villages (about 5 villages in each of the sub beats).

Total No. of targeted families: 900 families (30 families in each villages will apply the technologies and practices in their field).

Total number of farmers to be trained: 3000



Total number of community resource persons to be trained – 150

Training of Trainers for Government field functionaries – 40 number of persons.

Refreshers courses for the Government field functionaries – 200 number of persons.

## V) Management

IBRAD has its own in house technically trained professionals and staff who will be involved in implementation of the project. The salary component of these staff are not budgeted under the project component and will be borne by the institute.

The project requires rigorous mobilisation, orientation, capacity building and monitoring of the farmers at the landscape level to provide desired result. It is estimated that it requires about 75% of the man month involvement of Project Coordinator and full time man month involvement of community organizers for the project.

We have planned to involve One Project Officer, two Project Coordinators and six Community Organizers for the project.

Besides, technical guidance will be provided from time to time by IBRAD's full time Agriculture and Water Management Experts and its own Forestry Expert and Social Development Expert.

## Responsibility Matrix

Activities of the schemes to be implemented	How	Person responsible from IBRAD	Expected role from the department
(i) State Level / Division level Coordination	Workshops will be organized at the State Level and Division level for common understanding for Project Implementation, its objectives; outcomes and methodologies by involving the concerned forest officials and staff. A joint consensus based plan of action will be prepared.	Advisor & Team Leader at the state level and Project Officer at the district level	Assigning one state level Nodal Officer for monitoring the activities. Approval of the SOP for step by step implementation of the activities. Fixed format and protocol for monitoring the activities of IBRAD at the field level. Assigning a specific person at the Division level to verify the outputs at the field on monthly basis and release payment.
(ii) Range level coordination	Range level quarterly workshops for sharing of	Project Manager	Fixed protocol for monitoring the activities



Activities of the schemes to be implemented	How	Person responsible from IBRAD	Expected role from the department
	project's outputs and plan of actions		at the field level.
(iii) Capacity building of field functionaries	Training of trainers and refresher courses will be organized for the selected field staff	Advisor and Capacity Building Expert	Follow the agreed Training Calendar and Training Plan. Depute the trainees on time. Provide logistic facilities
(iv) Preparation of quality training material	Workshops with selected resource persons will be held to prepare quality training materials	Advisor and Capacity Building Expert	Provide timely feedback to finalise the materials
(v) Community mobilization, awareness, group formation and institution building	PANCHATATVA exercise at the core villages to identify SICO (Self Initiated Community Organisers) from among the JFMC members/member families, PRA exercise, SWOT analysis, CIG (Common Interest Group) formation	Community Organisers under the guidance of Project Coordinator	Introducing IBRAD in the field by the front line staff and to be present on the first day
(vi) Establishment of Prashikshan Shivar	Establishment of Prashikshan Shivar and farmers field lab at each of the core villages of the landscape	Community Organisers under the guidance of Project Coordinator	To provide some posts and poles for the Prashikshan Shivar
(vii) Creation of base line database	Baseline database creation through collection of household level socio economic data, soil health data, water quality data, vegetation, production, yield and productivity data	Team Leader	Provide inputs for finalization of the formats
(viii) Microplanning and finalization of the work plan	Preparation of microplan with active participation of the villagers at the core village of the landscape, finalization of work plan through priority setting and feasibility analysis.	Community Organisers under the guidance of Project Coordinator	Range Officer and Beat Officer to be present on the day for feasibility analysis and finalization of the plan
(ix) Development of IEC materials	Preparation of IEC materials like sign boards, leaflets, cultural activities to create awareness and dissemination of information	Communication Expert	Provide inputs to design the messages
(x) Community capacity building	Conduction of CRP training through certificate courses Trait based training for the	Community Organisers under the guidance of Capacity Building	Range Officer to identify and finalize the prospective trainees.

Activities of the schemes to be implemented	How	Person responsible from IBRAD	Expected role from the department
	farmers.  Exposure visits to best practices  Web based training	Expert, Technical Resource Persons will be engaged as resource persons	Ensure timely release of payments.
<p>(xi) <b>Habitat development</b>                      Ensuring crop diversity...  <b>Agroforestry :</b>                      Plantation of neem trees (<i>Azadirachta indica</i>), one to two tamarind (<i>Tamarindus indica</i>), two gular (<i>Ficus glumerata</i>), eight to ten ber (<i>Zizyphus Sp</i>) bushes, one to two aonla (<i>Emblica officinalis</i>), one to two drumstick.</p> <hr/> <p><b>Major and minor plots should be separated by bunds about 1.5m wide and should be planted with Glyricidia, perennial Sesbania (jayanti), Leucaena leucocephala, cassia siamea, etc. Including internal hedgerow of perennial trees.</b></p>	Develop community nursery to produce quality planting materials  Plantation in the farmers plots	Community Organisers under the guidance of Forestry Expert	Help in identification of plants for Agro forestry as per suitability
(xii)	Establish permanent plots in	Community	Deploy the field staff for



Activities of the schemes to be implemented	How	Person responsible from IBRAD	Expected role from the department
Participatory Biodiversity Monitoring	the forest Involve the forest field staff and JFMC for periodic biodiversity monitoring (twice a year, pre monsoon and post monsoon), collection of water and soil samples	Organizers under the guidance of Project Coordinator	collection of data, planning with the community for any corrective action
<p>(xiii) On-farm facilities for timely input supply</p> <ul style="list-style-type: none"> <li>✓ Decentralised People's nursery</li> <li>✓ Production of planting materials</li> <li>✓ Vermi compost bed,</li> <li>✓ compost tank,</li> <li>✓ Vermi wash</li> <li>✓ Irrigation well,</li> <li>✓ water pumping infrastructure etc</li> <li>✓ percolation tanks (7x3x3mt)</li> <li>✓ at appropriate places depending upon slope and water flow.</li> </ul> <p>Keep few 200 lit tanks (1 per acre) for liquid manure preparation</p> <p>Identify farm pond</p>	<p>Establish vermi compost units, compost tanks, traditional input production units, liquid bio fertilizers and bio pesticide production units, botanical extract and neem cake production units with active participation of the people</p> <p>Assist in developing farm ponds and renovation of small tanks</p> <p>Support to develop kitchen garden for JFMC member families</p>	<p>Community Organisers under the guidance of Organic Farming Experts</p> <p>Community Organisers under the guidance of water management experts.</p> <p>Community Organisers under the guidance of Horticulture experts</p>	<p>Technical orientation of the community for nursery raising</p> <p>Land selection for agro forestry, percolation tank through feasibility analysis</p> <p>Technical guidance and monitoring of works</p> <p>Buy back of the organic inputs and saplings from the nursery for plantation</p>



Activities of the schemes to be implemented	How	Person responsible from IBRAD	Expected role from the department
(xiv) Conversion of soil to organic by reducing chemical inputs	Initial meeting and orientation for PGS in two clusters	Community Organisers under the guidance of water management experts	
<b>Low input alternative –</b> Ensure to sow three different types of legumes in strips.		Community Organisers under the guidance of Agronomic and Organic Farming experts	
Cow pea or soybean. Apply organic manure at the time of sowing preferably in furrows below the seeds		Community Organisers under the guidance of Agronomic and Organic Farming experts	
Ensure Seeds of legumes treated with crop specific strains of Rhizobium biofertilizer.		Community Organisers under the guidance of Agronomic and Organic Farming experts	
Mulch the entire surface with a thick layer of biological mulch and drench the biomass with Jivamrit		Community Organisers under the guidance of Organic Farming experts	
<b>Preparation of Beejamruta –</b> Nem pesticides. liquid manure etc		Community Organisers under the guidance of Agronomic and Organic Farming experts	
<b>Harvest the pods/ fruits and use remaining biomass for mulch.</b> Collect the crop biomass at the end of strips in the form of heaps and drench			

*Proposal on Forest Mosaic Landscape Management to Improve Forest Ecosystem Services*

Activities of the schemes to be implemented	How	Person responsible from IBRAD	Expected role from the department
with Jivamrut. Growing of crops suiting to the region, soil and climate.			
(xv) cropping sequence and combination planning	<b>Crop Rotation :</b> In next season apply compost-vermicompost mixture. After harvest use entire legume and remaining part of cereal crop as mulch	Community Organisers under the guidance of Agronomic and horticulture experts	
<b>Multiple cropping and crop rotation</b> variety of crops are grown simultaneously / at different time on the same land. In every season care should be taken to maintain legume cropping at least 40%		Community Organisers under the guidance of Agronomic and horticulture experts	
<b>3-4 year rotation plan and</b>		Community Organisers under the guidance of Agronomic and horticulture experts	
<b>Planning for off-farm inputs,</b> important components are non-edible oil cakes, poultry manure, biofertilizers, mineral grade rock phosphate and lime etc.		Community Organisers under the guidance of organic farming experts	
<b>Support to ensure food and nutrition security</b>	Support to all women food security groups to establish kitchen nutrition garden and sustainable production of food through promotion of	Community Organisers under the guidance of Horticulture experts	

Activities of the schemes to be implemented	How	Person responsible from IBRAD	Expected role from the department
	integrated farming.		
Transfer of knowledge and technology and develop science – extension – farmers linkages	Organise Kisan Gosthis before each cropping season  Organise joint visit by the scientists and extension workers to the villages	Project Manager	Presence of Range Officer/Beat Officer in joint meeting and plan of action
Participatory Monitoring	Development of Participatory indicators and method for monitoring the progress and changes through involvement of the farmers  Periodic collection and analysis of soil and water sample to track the changes	Team Leader  Agriculture and Water expert	Involvement of field staff for monitoring  Maintain data base at the Range and Division level.  Periodic reporting from division to state level
Periodic monitoring, evaluation and documentation	End line data collection and analysis  Preparation of case studies and video films to document the learnings for replication and upscaling  Besides monthly data collection and reporting through MIS by the project team	Team Leader  Team Leader  Team Leader with IEC expert  Project Manager	Involvement of field staff for monitoring  Maintain data base at the Range and Division level.  Periodic reporting from division to state level



VI) Finance

Proposed Budget

Proposed Budget						
Sl No.	Activity	Unit cost	No. of participants	No. of Days/	No. of units/state/distt./range/	Total
				Months/Year	landscapes/acres	
1						
	State level Workshops	20,000 per workshop (includes working lunch and stationary and fee for the resource persons)				
1.1	1. Inception workshop (State level functionaries of the line departments, district heads, research institutions), total participants around 20		20	1	1 at State level	20000
1.2	2. One Mid term Workshop		20	1	1 at State level	20000
1.3	2. One End term Workshop		20	1	1 at State level	20000

Proposed Budget						
Sl No.	Activity	Unit cost	No. of participants	No. of Days/	No. of units/state/distt./range/	Total
				Months/Year	landscapes/acres	
1.4	District level Workshop with participants around 20 per workshop x 1 workshop per year x 3 years = 3 workshops of one day duration each	15,000 per workshop (includes working lunch and stationary and fee for the resource persons)	20	3	1 region	45000
1.5	Range level inception meeting with front line staff and office bearers of the JFMCs, participants around 40 per meeting x one meeting in each range x 5 ranges	10000	40	1	5 ranges	50000
<b>Sub Total A</b>						<b>1,55,000</b>
2	<b>B. ToT and Trainings for the field staff</b>					
2.1	Training of trainers for field staff (10 days residential training for 20 participants in a batch @ Rs 1500 per day per participant) x 1 batch = Total 20 participants	3,00,000	20	10	1 training	3,00,000

Proposed Budget						
Sl No.	Activity	Unit cost	No. of participants	No. of Days/	No. of units/state/dist./range/	Total
				Months/Year	landscapes/acres	
2.2	Refreshers courses for the front line staff, 4 trainings of three days each with 15 persons in a batch @Rs 1000 per day per participant	45,000	15	3	4 trainings	1,80,000
<b>Sub Total B</b>						<b>4,80,000</b>
3	<b>C. Awareness, Institution Building and Capacity Building at the Community Level</b>					
3.1	Eco chain/PANCHATTAWA Exercise for orientation of the farmers, awareness building and identification of proactive farmers (SICO), PRA exercise, SWOT Analysis, institution building, CIG formation (5000 per day per village x 6 days per village x 30 villages )	30000		6	30	9,00,000



Proposed Budget						
Sl No.	Activity	Unit cost	No. of participants	No. of Days/	No. of units/state/distt./range/	Total
				Months/Year	landscapes/acres	
3.2	Development of Prashikshan Shivir as outreach centre in the line of farmers field school/ field based farmers laboratory with portable soil testing kit, GPS, mobile phone and basic semi permanent structure for training meeting structure (1 per village x 30 villages)	30000			30	9,00,000
3.3	Microplanning - Orientation of the farmers, feasibility analysis, priority ranking and finalisation of Common Interest Groups (CIGs) @ (7 days per village x 5000 per day)	35000		7	30	10,50,000
3.4	Design and development of IEC materials (Display materials, leaflets/brochures, cultural activities, farmers meet)					Lum sum 150000

Proposed Budget						
Sl No.	Activity	Unit cost	No. of participants	No. of Days/	No. of units/state/dist./range/	Total
				Months/Year	landscapes/acres	
3.5	Trait based training for the farmers, one batch will get total 5 days training x max 40 persons in one batch x 30 batches @ Rs 50,000 per training	50000	2000	5	30 batches	1500000
3.6	Residential CRP training of trainers, 3 months certificate course, 10 persons per batch x 5 courses @ 150000 per training= 50 persons	150000	50		5 courses	750000
3.7	Within District Level Exposure visits to best practices for 200 persons of 2 days each	300	300	2		180000
3.8	Outside state level exposure visit for 50 persons for 3 days each	1500	50	3		180000
3.9	Web based training, development of interactive learning material @ Rs 500 per person x 200 persons	500	200			100000
	<b>Sub Total C</b>					<b>57,55,000</b>

**Proposed Budget**

Sl No.	Activity	Unit cost	No. of participants	No. of Days/	No. of units/state/distt./range/	Total
				Months/Year	landscapes/acres	
4	<b>D. Farmers Participatory Research</b>					
4.1	Baseline data collection, checking and entry for 30 villages @ Rs 7000 per village	7000			30	210000
4.2	Develop trial plots on Participatory Biodiversity Monitoring and low input climate resilient production system					
4.2.1	Nursery development @ Rs 20000 per unit x 30 units	20000			30	600000
4.2.2	Traditional organic Input Production units like panchagavya, Beejamruth and Jeevamruth etc @ 3000 per unit x 30 units	3000			30	90000
4.2.3	Biological Nitrogen Harvest planting (Gliricidia, Sesbania, etc) @ 2000 per acre x 5 acres	2000			5	10000



Proposed Budget						
Sl No.	Activity	Unit cost	No. of participants	No. of Days/	No. of units/state/distt./ range/	Total
				Months/Year	landscapes/acres	
4.2.4	Botanical extracts production units (Neem cake, Neem oil) @ Rs3000 per unit x 30 units	3000			30	90000
4.2.5	Liquid Biofertilizer consortia (Nitrogen fixing / Phosphate Solubilizing/ potassium mobilizing biofertilizer) @ 1500 per unit x 30 units	1500			30	45000
4.2.6	Liquid Biopesticides (Trichoderma viridae, Pseudomonas fluorescens, Metarhizium, Beauveria bassiana, Paecilomyces, verticillium) @ Rs 1500 per unit x 30 units	1500			30	45000
4.2.7	Vermicompost @ Rs 125 per cubic ft x 18000 cubic ft	125			18000	2250000
4.2.8	Support for low tunnel poly house @ Rs 15 per sqm x 12000 sq mt	15			12000	180000

Proposed Budget						
Sl No.	Activity	Unit cost	No. of participants	No. of Days/	No. of units/state/distt./range/	Total
				Months/Year	landscapes/acres	
	<b>Sub Total D</b>					<b>85,09,550</b>
5	<b>E. Monitoring</b>					
5.1	Monitoring and Documentation including still and video photography, printing (for about 36 months) @ Rs 2500 per month per village x 30 villages x 36 months	2000		36	30	27,00,000
	<b>Sub Total E</b>					<b>27,00,000</b>
	<b>Sub Total A+B+C+D+E</b>					<b>1,75,99,550</b>
8	Over head (10%)					17,59,955
9	<b>Grand Total</b>					<b>1,93,59,505</b>

Engagement of Professionals/Personnel

It is proposed to engage professionals / personnel on contract basis to assist the offices of CAMPA as well as of Nodal Officer, Forest Conservation Act, 1980. The consolidated monthly remuneration is indicated below which may increase or decrease as the case may be.

S. No.	Type of manpower	No.	Brief description of work	Consolidated emoluments per month per person (in Rs.)
1	2	3	4	5
1	Accounts Officer	1	Financial Management covering planning, budgeting, tendering, maintenance of CAMPA accounts, drawing up daily, monthly and annual reports, financial matters, accounts.	45,000
2	Accountant	1	Preparation and presentation of timely financial/accounting reports, maintain records, data compilation relating to financial matters of CAMPA.	35,000
3	Manager-Natural Resource Management	1	Timely preparation of CAMPA APOs by adopting proper methodology, overseeing qualitative and quantitative aspects of implementation progress and identifying field level problems and solutions.	50,000
4	Assistant Manager-IT	1	Development of computerized MIS, implementation, co-ordinating with various stakeholders under CAMPA. Maintain data of the project implementation in computerized MIS and help in generating data required by project authorities.	45,000
5	Internal Auditor	1	Prepare Balance Sheet and other Financial Statements of CAMPA in the prescribed format	As per actuals
6	Multi Tasking Personnel	2	Personnel for CAMPA office: to assist in miscellaneous works in CAMPA works.	35,000
7	Manager-Monitoring & Evaluation and Knowledge Management	1	Monitoring physical and financial progress of CAMPA assisted projects/APOs, taking follow up actions. Providing support for monitoring and evaluation activities of all CAMPA works and coordination with field formations.	50,000
8	Computer/System Manager	1	For computer and system related works in CAMPA office	45,000

Contd.



S. No.	Type of manpower	No.	Brief description of work	Consolidated emoluments per month per person (in Rs.)
1	2	3	4	5
9	Stenographer	1	Typing, Shorthand, office automation systems, Taking dictation in Hindi and English, preparation of official letters and reports etc. in CAMPA office	35,000
10	Computer Programmer	1	For office of Nodal Officer, FC Act: for data verification under various proposals of FC Act, its compilation, monitoring and help in generation of data/reports.	45,000
11	Decision Support System (DSS) Expert	1	For office of Nodal Officer, FC Act: to examine the FC Act proposals at HQ level for suitability and correctness, and exchange of information with User Agencies/Field offices whenever required.	25,000
12	Forestry Expert	1	For office of Nodal Officer, FC Act: to ensure compliance of conditions in various projects related to field of forestry, as imposed by Govt. of India under FC Act	35,000
13	Soil & Moisture Conservation Expert	1	For office of Nodal Officer, FC Act: to ensure compliance of conditions in various projects related to field of soil and moisture conservation, as imposed by Govt. of India under FC Act	35,000

## ANNEXURE - XI

## NPV - Other Activities (wages of Data Entry Operator) during FY 2018-19

(Rs. in lakh)

Sl No.	Name of F. Div.	Wages of DEO (@9111/- per month)		Total Amount
		No.	Amount	
1	2	1	@ Rs.1.09332	15
1	Bokaro	6	6.560	6.560
2	Dhanbad	3	3.280	3.280
3	Giridih (E)	5	5.467	5.467
4	Giridih (W)	6	6.560	6.560
5	Ramgarh	5	5.467	5.467
6	Deoghar	3	3.280	3.280
7	Dumka	3	3.280	3.280
8	Godda	3	3.280	3.280
9	Jamtara	4	4.373	4.373
10	Pakur	3	3.280	3.280
11	Sahibganj	3	3.280	3.280
12	Chatra (N)	6	6.560	6.560
13	Chatra (S)	7	7.653	7.653
14	Hazaribag (E)	3	3.280	3.280
15	Hazaribag (W)	6	6.560	6.560
16	Koderma	5	5.467	5.467
17	Chaibasa	3	3.280	3.280
18	Jamshedpur	5	5.467	5.467
19	Kolhan	3	3.280	3.280
20	Porahat	5	5.467	5.467
21	Saraikela	5	5.467	5.467
22	Saranda	4	4.373	4.373
23	Garhwa (N)	3	3.280	3.280
24	Garhwa (S)	4	4.373	4.373
25	Latehar	5	5.467	5.467
26	Medininagar	7	7.653	7.653
27	Gumla	4	4.373	4.373
28	Khunti	6	6.560	6.560
29	Lohardaga	3	3.280	3.280
30	Ranchi	6	6.560	6.560
31	Simdega	5	5.467	5.467
32	P. T. R. (North)	4	4.373	4.373
33	P. T. R. (South)	4	4.373	4.373
34	Ele. Proj. JSR	1	1.093	1.093
35	H'bag Wildlife	4	4.373	4.373
36	Ranchi Wildlife	4	4.373	4.373
37	Deoghar SF	4	4.373	4.373
38	Dumka SF	4	4.373	4.373
39	Garhwa SF	1	1.093	1.093
40	Hazaribag SF	2	2.187	2.187
41	Koderma SF	2	2.187	2.187
42	Latehar SF	3	3.280	3.280
43	Adityapur SF	4	4.373	4.373
44	Chaibasa SF	3	3.280	3.280

Sl. No.	Name of F. Div.	Wages of DEO (@9111/- per month)		Total Amount
		No.	Amount	
1	2	1	@ Rs.1,09,332	15
45	Ranchi SF	4	4,373	4,373
46	Simdega SF	4	4,373	4,373
47	State Silviculturist	---	---	0.000
48	W. P. Bokaro	2	2,187	2,187
49	W. P. Deoghar	2	2,187	2,187
50	W. P. Hbag	2	2,187	2,187
51	W. P. Jsr	2	2,187	2,187
52	W. P. Palamau	2	2,187	2,187
53	W. P. Ranchi	2	2,187	2,187
54	Pl. Res. & Eval.	8	8,747	8,747
55	Dumka WFP	1	1,093	1,093
56	S.F. PM&E	1	1,978	1,978
<b>Total</b>		<b>209</b>	<b>229,389</b>	<b>229,389</b>
A	Hon'ble High Court linear gabion plantation- Maintenance Yr. 4 - 1360 Plants.			4,658
B	Purchase of Office & Field equipments, reimbursement of travel expenses of temporary staff, etc.			20,000
<b>Grand Total</b>				<b>254,047</b>



Jharkhand CAMPA

ANNEXURE - XII

Cummulative Quarterly Utilization Report under CAMPA, Jharkhand (State) upto quarter ending March, 2018 (Financial Year 2017-18)

(Rs. in lakh)

Sl. No.	Name of Scheme	Item of Work	Unit	Cummulative Progress upto Financial Year 2016-17 (F.Y. 2010-11 to 2016-17)						Quarterly Progress during Quarter ending June, 2017 (Financial Year 2017-18)						
				As per APOs approved by the State Steering Committee		Release from Ad-hoc CAMPA		Cummulative Progress upto Financial Year 2016-17 (F.Y. 2010-11 to 2016-17)		As per APOs approved by the State Steering Committee		Release from Ad-hoc CAMPA		Progress during quarter ending June, 2017 (F.Y. 2017-18)		
				Physical	Amount (Lakh Rs.)	Physical	Amount (Rs.)	Physical	Amount (Lakh Rs.)	Physical	Amount (Lakh Rs.)	Physical	Amount (Rs.)	Physical	Amount (Lakh Rs.)	
1	2	3	4	5	6	7	8	9	10	11	12	13	14	15	16	
1.1	CA Works															
1.1.1	AMR/RDP/AR/SCA (PL)	Adv work	ha	21095.020	16550.812		9,19,12,30,300.00	20916.041	10964.416	5,762.555	5,108.401			-	-	
		Completion	ha	19455.338	3795.709			10374.531	3410.023	4,607.137	991.829			4,501.600	-	
		Maint. Yr 3	ha	16386.124	1262.283			16386.124	1114.760	3,028.595	347.472			2,985.907	-	
		Maint. Yr 4	ha	15790.564	1039.002			14878.504	942.682	1,507.620	149.259			1,507.620	-	
		Maint. Yr 5	ha	12014.464	747.645			12007.984	634.524	2,870.540	248.587			2,870.540	-	
		Maint. Yr 6	ha	9688.405	142.737			9688.405	143.708	2,319.559	41.136			2,319.559	-	
		Maint. Yr 7	ha	5963.315	84.853			5963.315	83.852	3,725.090	79.577			3,725.090	-	
1.1.2	Block Plantation (NFL)	Adv work	ha	2423.806	1742.577			1454.830	737.118	415.800	445.807			415.800	-	
		Completion	ha	1334.628	193.817			1334.708	343.807	130.222	40.127			130.222	-	
		Maint. Yr 3	ha	1150.840	86.032			1150.840	77.362	183.870	21.096			183.868	-	
		Maint. Yr 4	ha	140.830	13.050			1052.890	98.098	97.950	9.899			97.950	-	
		Maint. Yr 5	ha	912.050	72.866			918.560	43.219	134.330	11.633			134.330	-	
		Maint. Yr 6	ha	918.560	17.710			918.560	19.004	-	-			-	-	
		Maint. Yr 7	ha	6.500	0.092			6.500	64.512	912.060	19.484			912.060	-	
1.1.3	Linear Plantation	Adv work	km	849.057	9482.021			299.113	3783.178	42.287	331.850			-	-	
		Adv. + Compl.	gcb	249220	2094.733			70308	514.292	1,500	12.818			-	-	
		Compl. Work	km	237.400	320.457			184.780	257.421	114.333	158.123			114.33	-	
		Compl. Work	gcb	68258	340.119			66254	315.212	2054	8.493			2054	-	
		Maint yr 3	km	55.000	32.462			55.000	32.900	184.780	100.018			184.78	-	
		Maint yr 3	gcb	37000	105.858			37000	148.374	31,254	104.388			31254	-	
		Maint. Yr 4	km	49.000	1.720			49.000	1.720	8.000	1.348			6.000	-	
		Maint. Yr 4	gcb	36000	116.766			36000	64.382	1,000	3.340			1000	-	
		Maint. Yr 5	km	49.000	1.899			49.000	1.798	-	-			-	-	
		Maint. Yr 5	gcb	-	0.000			-	0.000	36000	63.000			36000	-	
		Maint. Yr 6	km	49.000	1.952			49.000	3.480	-	-			-	-	
		Maint. Yr 7	km	49.000	15.065			49.000	7.767	-	-			-	-	
1.1.4	Soil Conservation (Cond. Compl.)		ha	1073.000	158.804			991.600	122.991	-	-			-	-	
	Silvicultural operation (Cond. Compl.)		ha	400.000	9.746			-	-	-	-			-	-	
	Prot. of Flora & Fauna (Cont. Compl.)		ha	4607.840	31.523			-	-	-	-			-	-	

Sl. No.	Name of Scheme	Item of Work	Unit	Cumulative Progress upto Financial Year 2016-17 (F.Y. 2010-11 to 2016-17)						Quarterly Progress during Quarter ending June, 2017 (Financial Year 2017-18)					
				As per APOs approved by the State Steering Committee		Release from Ad-hoc CAMPA		Cumulative Progress upto Financial Year 2016-17 (F.Y. 2010-11 to 2016-17)		As per APOs approved by the State Steering Committee		Release from Ad-hoc CAMPA		Progress during quarter ending June, 2017 (F.Y. 2017-18)	
				Physical	Amount (Lakh Rs.)	Physical	Amount (Rs.)	Physical	Amount (Lakh Rs.)	Physical	Amount (Lakh Rs.)	Physical	Amount (Rs.)	Physical	Amount (Lakh Rs.)
1	2	3	4	5	6	7	8	9	10	11	12	13	14	15	16
	Wildlife Management (Cond. Compl.)			-	613.067			-	83.127	-	-			-	-
	Fire protection (Cond. Compl.)			-	56.910			-	44.235	-	-			-	-
	<b>Total (Block Pl.)</b>	Adv. work	ha	34119.157	15293.389			25386.971	11721.534	6176.365	5.552.208			413.800	0.000
		Completion	ha	20780.886	9369.525			20709.239	3762.631	4727.359	1031.753			4631.822	0.000
		Maint. yr 1	ha	17536.064	7348.315			17536.064	1192.122	3212.465	398.558			3169.773	0.000
		Maint. yr 2	ha	16931.394	1052.052			16931.394	1038.779	1605.670	158.293			1605.670	0.000
		Maint. yr 3	ha	12928.524	820.311			12928.524	677.743	3004.870	250.220			3004.870	0.000
		Maint. yr 4	ha	10606.965	160.447			10606.965	162.709	2319.559	-41.130			2319.559	0.000
		Maint. yr 5	ha	8969.815	184.945			8969.815	148.364	4637.150	99.061			4637.150	0.000
	<b>Total (Linear Pl.)</b>	Adv. work	km	849.057	9482.021			299.113	3793.176	42.287	331.660			0.000	0.000
		Adv. work	gab	246220	2004.703			70308	514.292	1500	12.818			0	0.000
		Adv. Compl.	km	80.660	81.561			55.000	182.643	0.000	-			0.000	0.000
		Compl. Work	km	237.400	320.457			164.780	257.471	114.333	158.123			114.333	0.000
		Compl. Work	gab	68258	340.119			68254	215.312	2054	8.493			2054	0.000
		Maint. yr 1	km	55.000	32.492			55.000	32.900	184.780	100.018			184.780	0.000
		Maint. yr 2	gab	37000	100.058			37000	148.074	31254	104.388			31254	0.000
		Maint. yr 3	km	49.000	1.720			49.000	1.720	6.000	1.348			6.000	0.000
		Maint. yr 4	gab	36000	116.768			36000	64.382	1000	3.340			1000	0.000
		Maint. yr 5	km	49.00	1.399			49.00	1.796	-	-			-	0.000
		Maint. yr 6	gab	0	0.000			-	-	36000	63.000			36000	0.000
		Maint. yr 7	km	49.00	1.852			49.00	3.460	-	-			-	-
		Maint. yr 7	km	49.00	15.005			49.00	7.767	-	-			-	-
	<b>Total (Condition compliance)</b>	Soil Conservation	ha	1.073.00	158.604			991.80	132.991						
		Silviculture operation	ha	460.00	3.748										
		Protection of Flora & Fauna	ha	4.607.84	31.623										
		Wildlife Management			613.067				83.127						
		Fire Protection			56.910				44.235						
	<b>Total (CA)</b>				39225.478				24267.481		8,206.258				0.000



Sl. No.	Name of Scheme	Item of Work	Unit	Cumulative Progress upto Financial Year 2016-17 (F.Y. 2010-11 to 2016-17)						Quarterly Progress during Quarter ending June, 2017 (Financial Year 2017-18)						
				As per APOs approved by the State Steering Committee		Release from Ad-hoc CAMPA		Cumulative Progress upto Financial Year 2016-17 (F.Y. 2010-11 to 2016-17)		As per APOs approved by the State Steering Committee		Release from Ad-hoc CAMPA		Progress during quarter ending June, 2017 (F.Y. 2017-18)		
				Physical	Amount (Lakh Rs.)	Physical	Amount (Rs.)	Physical	Amount (Lakh Rs.)	Physical	Amount (Lakh Rs.)	Physical	Amount (Rs.)	Physical	Amount (Lakh Rs.)	
1	2	3	4	5	6	7	8	9	10	11	12	13	14	15	16	
1.2	Non-CA (NPV) Works															
1.2.1	ANR/RDF/ENP	Adv work	ha	35000.000	6370.325			29092.000	3214.173	-	-			-	-	
		Completion	ha	29092.000	3271.579			29092.000	3147.518	-	-			3,491.50	-	
		Maint. Yr 3	ha	29092.000	804.004			29092.000	554.746	-	-			6,624.00	-	
		Maint. Yr 4	ha	29092.000	604.688			29092.000	576.217	-	-			6,921.00	-	
1.2.2	Block Plantation	Adv work	ha	45595.350	25966.962			33836.830	17364.627	6,304.000	5,186.775			-	-	
		Completion	ha	31241.850	7308.457			30745.330	7030.420	3,601.500	905.223			-	-	
		Maint. Yr 3	ha	23883.830	2322.586			25028.000	2224.949	6,624.000	823.103			-	-	
		Maint. Yr 4	ha	16925.830	1444.263			17718.830	1336.625	6,921.000	751.080			-	-	
1.2.3	Linear Gabion Plantation	Advance work	gab	1360	15,000			1360	10,423	-	-			-	-	
		Adv.+ Compl.	gab	3200	35,000			3200	35,429	-	-			-	-	
		Completion	gab	1360	5,464			1360	10,379	-	-			-	-	
		Maint. Yr 3	gab	3200	10,380			3200	5,464	1,360	4,463			1,360	-	
		Maint. Yr 4	gab	-	0,000			-	0,000	3,200	10,502			3,200	-	
1.2.4	Natural Regeneration, Silviculture operation & SMC works	1st Yr work	ha	1550.000	929,100			850,000	420,425	3,100.000	1,793,525			-	-	
	Natural Regeneration, Silviculture operation & SMC works	2nd Yr work	ha	-	0,000			-	0,000	700.000	18,193			850.000	-	
	Total	Adv work	ha	80595.350	32337.238			61928.830	20579.001	6304.000	5,186.775			0,000	0,000	
		Compl. Work	ha	60333.850	10580.033			59837.330	10177.938	3691.500	905.223			3,491.500	0,000	
		Maint. Yr 3	ha	32975.830	3126.670			34118.000	2779.695	6624.000	823.103			6624.000	0,000	
		Maint. Yr 4	ha	46017.830	2048.949			46810.830	1916.142	6921.000	751.080			6921.000	0,000	
		Adv work	gab	1360	15,000			1360	10,423	0	0,000			0	0,000	
		Adv + Compl work	gab	3200	35,000			3200	35,429	0	0,000			0	0,000	
		Compl work	gab	1360	5,464			1360	10,379	0	0,000			0	0,000	
		Maint. Yr 3	gab	3200	10,380			3200	5,464	1,360	4,463			1,360	0,000	
		Maint. Yr 4	gab	-	0,000			-	0,000	3,200.000	10,502			3,200.000	0,000	
		NR, Silvi & SMC 1st Yr works	ha	1550.000	929,100			850,000	420,425	3,100.000	1,793,525			0,000	0,000	
		NR, Silvi & SMC 2nd Yr works	ha	-	0,000			-	0,000	700.000	18,193			850.000	0,000	
	Total (Other PI)				49087.934				35934.895		9,494.861				0,000	



Sl. No.	Name of Scheme	Item of Work	Unit	Cumulative Progress upto Financial Year 2016-17 (F.Y. 2010-11 to 2016-17)						Quarterly Progress during Quarter ending June, 2017 (Financial Year 2017-18)					
				As per APOs approved by the State Steering Committee		Release from Ad-hoc CAMPA		Cumulative Progress upto Financial Year 2016-17 (F.Y. 2010-11 to 2016-17)		As per APOs approved by the State Steering Committee		Release from Ad-hoc CAMPA		Progress during quarter ending June, 2017 (F.Y. 2017-18)	
				Physical	Amount (Lakh Rs.)	Physical	Amount (Rs.)	Physical	Amount (Lakh Rs.)	Physical	Amount (Lakh Rs.)	Physical	Amount (Rs.)	Physical	Amount (Lakh Rs.)
1	2	3	4	5	6	7	8	9	10	11	12	13	14	15	16
2	<b>Wildlife Interventions</b>														
2.1	Water Holes			-	0.000			-	0.000	-	-			-	-
2.2	Salt licks			-	0.000			-	0.000	-	-			-	-
2.3	Trenching/fencing			-	0.000			-	0.000	-	-			-	-
2.4	Watch towers-cum-Patrolling Chowki			-	0.000			-	0.000	80.00	480.000			-	-
2.5	Const. of Check dam			-	0.000					117.00	837.000				
2.6	Const. of Causeway & Culvert			-	0.000					92.00	560.500				
2.7	Purchase of Camera Traps		nos.	120	24.000			105	18.900	-	-			-	-
2.8	Development of Wildlife Sanctuary	As per A.P.O.		-	2034.789			-	1257.204	-	259.635			-	-
2.9	Man-Elephant Conflict-Anti Depredation Scheme	As per A.P.O.		-	8146.138			-	3983.117	-	1,000.000			-	-
2.10	Radio Collaring of wild elephants	As per A.P.O.		-	200.000			-	0.000	-	-			-	-
2.11	Supply of Improved Cook Stove & Solar Lantern to Forest fringed villages	As per A.P.O.		-	0.000			-	0.000	3,640.00	218.400			-	-
2.12	Wildlife Management	As per A.P.O.		-	0.000			-	0.000	-	-			-	-
2.13	Liabilities of Palamu Tiger Reserve			-	42.170			-	42.142	-	-			-	-
	Total (Wildlife) :-				10447.095				4881.361		3,355.035				0.000
3	<b>Working Plan related works (Other than State budget)</b>														
3.1	Digitisation of Forest Cadastral sheets	Adjoining Villages	nos.	9495	335.535			8404.000	265.938	-	30.500			-	-
3.2	Development of IT Infrastructure	As per A.P.O.		-	823.192			-	248.805	-	8.700			-	-
3.3	Development of GIS Cell in WP Circles	As per A.P.O.		8	573.272			6.000	332.462	-	75.996			-	-
	Total (Working Plan) :-				1731.997				847.305		115.196				0.000
4	<b>Research Activities</b>														
4.1	Raising of Quality Planting Materials				603.268			-	0.000	-	-			-	-
4.2	Research Activities - Study of Plant Diversity & Marketing Potential of Plant Products			-	0.000						14.250				
	Total (Research Activities) :-				603.268				0.000		14.250				0.000
5	<b>Infrastructure</b>														
5.1	Building for frontline staff	Repair	nos.	1885	2010.310			1812	503.750	948	358.900			-	-
		New Const.	nos.	1256	4377.912			197	2188.651	244.00	3,005.000			-	-
5.2	Other Building (P) specify - Hazrat, Barrack, Check Naka	Repair	nos.	-	0.000			-	0.000	81	32.480			-	-
		New Const.	nos.	-	0.000			-	0.000	79	738.500				
5.3	Drinking Water facility for FLS		nos.	-	0.000			-	0.000	8	62.200				

Sl. No.	Name of Scheme	Item of Work	Unit	Cumulative Progress upto Financial Year 2016-17 (F.Y. 2010-11 to 2016-17)						Quarterly Progress during Quarter ending June, 2017 (Financial Year 2017-18)					
				As per APCs approved by the State Steering Committee		Release from Ad-hoc CAMPA		Cumulative Progress upto Financial Year 2016-17 (F.Y. 2010-11 to 2016-17)		As per APCs approved by the State Steering Committee		Release from Ad-hoc CAMPA		Progress during quarter ending June, 2017 (F.Y. 2017-18)	
				Physical	Amount (Lakh Rs.)	Physical	Amount (Rs.)	Physical	Amount (Lakh Rs.)	Physical	Amount (Lakh Rs.)	Physical	Amount (Rs.)	Physical	Amount (Lakh Rs.)
1	2	3	4	5	6	7	8	9	10	11	12	13	14	15	16
5.4	Const. of Boundary wall of State Training Institute		nos.	3	276.653			-	0.000	2	68.953			-	-
5.5	Const. of Compensatory Buildings in lieu of Damaged Forest Buildings		nos.	-	0.000			-	0.000		217.200			-	-
5.6	Forest Boundary Pillar consolidation		nos.	131967	4401.027			71561	2624.535	62232	2,292.012			-	-
5.7	Purchase of GPS sets			277	58.000			184	34.950	-	-			-	-
5.8	Soil & Moisture Conservation		ha	8200.000	494.025			8250.000	425.948	-	-			-	-
5.9	Prevention of Forest fire			-	0.000			-	0.000	-	-			-	-
5.10	Vehicles (P) specify			-	0.000			-	0.000	-	-			-	-
	1. 4 wheeler Cars			-	0.000			-	0.000	-	-			-	-
	2. 4 wheeler Utility vehicles		nos	171	1164.000			131	837.112	81	648.000			-	-
	3. 2 wheelers			-	0.000			-	0.000	-	-			-	-
	4. PCL & Other Expenses		nos	358	580.800			244	314.885	130	156.000			-	-
5.11	5. Wages of Drivers		nos	358	305.651			244	254.999	130	137.654			1.00	0.255
5.12	6. Others (P) specify			-	0.000			-	0.000	-	-			-	-
5.13	Water Harvesting Structure	New Const.	nos	2901	15206.788			2050	10817.472	350	2,100.000			-	-
5.14	Maint. of Permanent Nursery	Yearly Maint.	ha	616.780	3629.103			591.280	3224.973	94.250	741.058			-	-
	Creation of Permanent Nursery	New Creation	ha	-	0.000			-	0.000	15.000	226.000			-	-
5.15	Dev. of Infrastructure in Permanent Nurseries			-	0.000			8	32.856	-	100.000			-	-
5.16	Raising of Tall plants - 1st Year		nos	425000	84.318			770000	77.451	-	-			-	-
	Raising of Tall Plants - 2nd year			385000	14.434			385000	15.611	-	-			-	-
5.17	Dev. of Kita Lac farm	Renovation	nos	1	75.983			1	35.514	-	-			-	-
5.18	Dev. of Bio-diversity Park	Dev. (Const. of Check dams)	nos	75	83.913			55	34.847	-	-			-	-
5.19	MIS-Jharkhand Forest Road Map	Creation		1	5.000			1	5.000	-	-			-	-
5.20	Maint. of Plan plantation	Maint.	ha	16672.296	838.201			14685.960	507.330	-	-			-	-
5.21	Forest Road Repair	Normal Repair	km	17543.990	1946.987			15852.510	1577.720	3,146.28	553.746			-	-
		Special Repair	km	31,000	564.478			17,500	367.203	-	-			-	-
5.22	Const. of Causeway & Culvert	New Const.	nos.	-	0.000			-	0.000	129	722.000			-	-
5.23	Security equipment			-	0.000			-	0.000	-	-			-	-
	1. Electronic Surveillance			-	0.000			-	0.000	-	-			-	-
	2. Fire arms			-	0.000			-	0.000	-	-			-	-
5.24	Communication equipment/ Maint. expenditure			-	0.000			-	0.000	-	-			-	-
5.25	Enrichment of plantations			-	0.000			-	0.000	-	-			-	-
5.26	Purchase of Tree Transplanter		nos.	2	800.000			-	0.000	-	400.000			-	-

Sl. No.	Name of Scheme	Item of Work	Unit	Cumulative Progress upto Financial Year 2016-17 (F.Y. 2010-11 to 2016-17)						Quarterly Progress during Quarter ending June, 2017 (Financial Year 2017-18)					
				As per APOs approved by the State Steering Committee		Release from Ad-hoc CAMPA		Cumulative Progress upto Financial Year 2016-17 (F.Y. 2010-11 to 2016-17)		As per APOs approved by the State Steering Committee		Release from Ad-hoc CAMPA		Progress during quarter ending June, 2017 (F.Y. 2017-18)	
				Physical	Amount (Lakh Rs.)	Physical	Amount (Rs.)	Physical	Amount (Lakh Rs.)	Physical	Amount (Lakh Rs.)	Physical	Amount (Rs.)	Physical	Amount (Lakh Rs.)
1	2	3	4	5	6	7	8	9	10	11	12	13	14	15	16
5.27	Plantation activities in Jharkhand New High Court campus		gch	1	500.000			-	0.000	-	-			-	-
5.28	Convergence with Green India Mission (Preparation of perspective plan)			-	2290.000			-	0.000	-	-			-	-
5.29	Convergence with WMP - SMC works			-	0.000			-	0.000		900.000				
5.30	Wages of Home Guards		nos	1812	2398.019			1049	1582.725	850	1,008.313			60	12.483
5.31	Wages of Data Entry Operators		nos	290	339.698			243	209.072	189	200.128			2	0.591
5.32	Office & Field Equipments and Travel expenses of Temporary staff etc.			-	20.000			-	0.000	-	20.000			-	-
5.33	Internal Monitoring & Evaluation			-	510.648			-	8.590	-	-			-	-
5.34	Monitoring & Evaluation			-	580.000			-	4.562	-	200.000			-	-
5.35	Dev. of ITC in Jharkhand Forest Deptt. (Including Estt. of WI-FI)			-	198.932			-	0.000	-	100.000			-	-
5.36	Awareness Workshop			-	6.500			-	1.900	-	50.000			-	-
5.37	Promoting Youth & Students support in Forest conservation			-	167.900			-	89.130	-	-			-	-
5.38	Training, Consultancy & Capacity Building			-	248.060			-	24.765	-	100.000			-	-
5.39	Seminar Organisation			-	5.000			-	3.086	-	-			-	-
	Total (Infra)				44129.340				25784.549		15,735.246				13.329
	Total (NPV)				95552.441				62566.751		25,359.556				13.329
	Grand Total (CA+NPV)				134772.619				8834.232		33,654.815				13.329
	Total (WLI)				10447.095				4881.363		3,355.535				0.000
	Grand Total				145225.014				91715.596		37,010.350				13.329
6	Break up of funds														
6.1	CA :-				39225.478		9,10,12,39,100.00		24167.481		8,295.259		0.00		0.000
6.2	NPV :-				95552.441				62566.751		25,359.556				13.329
6.3	Wildlife :-				10447.095				4881.363		3,355.535				0.000
	Grand Total :-				145225.014				91715.596		37,010.350				13.329



Cummulative Quarterly Utilization Report un

Sl. No.	Name of Scheme	Item of Work	Unit	Quarterly Progress during Quarter ending September, 2017 (Financial Year 2017-18)						Quarterly Progress during Quarter ending December, 2017 (Financial Year 2017-18)					
				As per APOs approved by the State Steering Committee		Release from Ad-hoc CAMPA		Progress during quarter ending September, 2017		As per APOs approved by the State Steering Committee		Release from Ad-hoc CAMPA		Progress during quarter ending December, 2017	
				Physical	Amount (Lakh Rs.)	Physical	Amount (Rs.)	Physical	Amount (Lakh Rs.)	Physical	Amount (Lakh Rs.)	Physical	Amount (Rs.)	Physical	Amount (Lakh Rs.)
1	2	3	4	17	18	19	20	21	22	23	24	25	26	27	28
1.1	CA Works														
1.1.1	ANN/RDF/AR/SCA (FL)	Adv work	ha	5,762.555	5,106.401			0.000	0.000	5762.555	5106.401			878.990	283.395
		Completion	ha	4,607.137	891.628			4501.320	808.173	4607.137	991.626			3587.553	215.281
		Maint. Yr 3	ha	3,028.585	347.472			2392.117	122.719	3028.595	347.472			1766.458	101.632
		Maint. Yr 4	ha	1,507.620	149.239			1372.620	91.243	1507.620	149.239			1030.220	24.558
		Maint. Yr 5	ha	2,670.540	248.587			1734.135	80.132	2870.540	248.587			1670.485	63.816
		Maint. Yr 6	ha	2,319.599	41.136			2310.359	13.363	2319.559	41.136			1125.090	4.488
		Maint. Yr 7	ha	3,725.090	79.577			3110.280	24.193	3725.090	79.577			3043.260	10.069
1.1.2	Block Plantation (NFL)	Adv work	ha	415.800	445.807			0.000	0.000	415.800	445.807			22.230	8.357
		Completion	ha	130.222	40.127			130.222	16.937	130.222	40.127			225.609	5.827
		Maint. Yr 3	ha	183.870	21.096			247.793	34.349	183.870	21.096			427.160	14.283
		Maint. Yr 4	ha	97.950	9.696			102.950	9.203	97.950	9.696			31.600	1.493
		Maint. Yr 5	ha	134.330	11.633			45.900	3.475	134.330	11.633			134.510	10.704
		Maint. Yr 6	ha	-	-			-	-	-	-			-	-
		Maint. Yr 7	ha	912.060	19.484			-	-	912.060	19.484			181.570	3.685
1.1.3	Linear Plantation	Adv work	km	42.287	331.850			-	-	42.287	331.850			-	-
		Adv work	gab	1500	12.818			-	-	1500	12.818			-	-
		Adv. + Compl.	km	-	-			-	-	-	-			-	-
		Compl. Work	km	114.333	158.123			110.833	130.805	114.333	158.123			49.810	6.766
		Compl. Work	gab	2054	8.493			1580	2.027	2054	8.493			2054	2.898
		Maint yr 3	km	184.780	100.018			153.470	42.867	184.780	100.018			184.780	33.189
		Maint yr 3	gab	31.254	104.388			29754	26.015	31254	104.388			5100	2.591
		Maint. Yr 4	km	6.000	1.348			6.000	1.880	6.000	1.348			6.000	0.910
		Maint. Yr 4	gab	1.000	3.340			1000	0.855	1000	3.340			-	-
		Maint. Yr 5	km	-	-			-	-	-	-			-	-
		Maint. Yr 5	gab	36000	63.000			6000	4.374	36000	63.000			30000	39.000
		Maint. Yr 6	km	-	-			-	-	-	-			-	-
		Maint. Yr 7	km	-	-			-	-	-	-			-	-
1.1.4	Soil Conservation (Cond. Compl.)		ha	-	-			-	-	-	-			-	-
	Silvicultural operation (Cond. Compl.)		ha	-	-			-	-	-	-			-	-
	Prot. of Flora & Fauna (Cond. Compl.)		ha	-	-			-	-	-	-			-	-

Sl. No.	Name of Scheme	Item of Work	Unit	Quarterly Progress during Quarter ending September, 2017 (Financial Year 2017-18)						Quarterly Progress during Quarter ending December, 2017 (Financial Year 2017-18)					
				As per APCs approved by the State Steering Committee		Release from Ad-hoc CAMPA		Progress during quarter ending September, 2017		As per APCs approved by the State Steering Committee		Release from Ad-hoc CAMPA		Progress during quarter ending December, 2017	
				Physical	Amount (Lakh Rs.)	Physical	Amount (Rs.)	Physical	Amount (Lakh Rs.)	Physical	Amount (Lakh Rs.)	Physical	Amount (Rs.)	Physical	Amount (Lakh Rs.)
1	2	3	4	17	18	19	20	21	22	23	24	25	26	27	28
	Wildlife Management (Cond. Compl.)			-	-			-	-	-	-			-	-
	Fire protection (Cond. Compl.)			-	-			-	-	-	-			-	-
	<b>Total (Block Pl.)</b>	Adi. work	ha	6178.355	5562.208			0.000	0.000	6178.355	5562.208			001.220	201.751
		Completion	ha	4737.359	1031.753			4631.542	624.510	4737.359	1001.753			4213.162	221.108
		Maint. yr 3	ha	3212.465	368.568			2639.910	157.068	3212.465	368.568			2193.818	115.915
		Maint. yr 4	ha	1605.570	158.935			1475.570	100.448	1605.570	158.935			1061.820	28.051
		Maint. yr 5	ha	3004.870	280.220			1780.035	89.607	3004.870	280.220			1604.995	74.520
		Maint. yr 6	ha	2219.550	41.136			2310.350	13.393	2318.559	41.136			1125.080	4.488
		Maint. yr 7	ha	4637.150	99.061			3110.260	24.193	4637.150	99.061			3224.830	13.754
	<b>Total (Linear Pl.)</b>	Adi. work	km	42.287	331.850			0.000	0.000	42.287	301.850			-	-
		Adi. work	gab	1500	12.818			-	-	1500	12.818			-	-
		Adm. Control	km	-	-			-	-	-	-			-	-
		Compl. Work	km	114.333	158.123			110.833	130.605	114.333	158.123			49.810	6.766
		Compl. Work	gab	2054	8.493			1560	2.027	2054	8.493			2054	2.899
		Maint. yr 2	km	184.780	100.018			163.470	42.867	184.780	100.018			184.780	33.166
		Maint. yr 3	gab	31254	104.988			29754	26.015	31254	104.988			5100	2.561
		Maint. yr 4	km	6.000	1.348			6.000	1.688	6.000	1.248			6.000	0.310
		Maint. yr 4	gab	1000	3.340			1000	0.655	1000	3.340			-	-
		Maint. yr 5	km	-	-			-	-	-	-			-	-
		Maint. yr 5	gab	36000	63.000			6000	4.374	36000	63.000			30000	39.000
		Maint. yr 6	km	-	-			-	-	-	-			-	-
		Maint. yr 7	km	-	-			-	-	-	-			-	-
	<b>Total (Condition compliance)</b>	Soil Conservation	ha	-	-			-	-	-	-			-	-
		Silviculture operation	ha	-	-			-	-	-	-			-	-
		Protection of Flora & Fauna	ha	-	-			-	-	-	-			-	-
		W. M. Management		-	-			-	-	-	-			-	-
		Fire Protection		-	-			-	-	-	-			-	-
	<b>Total ICAI</b>				8205.259				1211.690		8206.259				833.043



Sl. No.	Name of Scheme	Item of Work	Unit	Quarterly Progress during Quarter ending September, 2017 (Financial Year 2017-18)						Quarterly Progress during Quarter ending December, 2017 (Financial Year 2017-18)					
				As per APCs approved by the State Steering Committee		Release from Ad-hoc CAMPA		Progress during quarter ending September, 2017		As per APCs approved by the State Steering Committee		Release from Ad-hoc CAMPA		Progress during quarter ending December, 2017	
				Physical	Amount (Lakh Rs.)	Physical	Amount (Rs.)	Physical	Amount (Lakh Rs.)	Physical	Amount (Lakh Rs.)	Physical	Amount (Rs.)	Physical	Amount (Lakh Rs.)
1	2	3	4	17	18	19	20	21	22	23	24	25	26	27	28
1.2	Non-CA (NPV) Works														
1.2.1	ANR/IDF/ENF	Adv work	ha	-	-			-	-	-	-			-	-
		Completion	ha	-	-			-	-	-	-			-	-
		Maint. Yr 3	ha	-	-			-	-	-	-			-	-
		Maint. Yr 4	ha	-	-			-	-	-	-			-	-
1.2.2	Block Plantation	Adv work	ha	6,304.000	5,185.775			0.000	0.000	6304.000	5185.775			-	-
		Completion	ha	3,691.500	905.223			3291.500	623.668	3691.500	905.223			3091.500	169.310
		Maint. Yr 3	ha	6,624.000	823.103			5956.000	544.515	6624.000	823.103			5319.000	134.272
		Maint. Yr 4	ha	6,921.000	751.080			5888.000	417.350	6921.000	751.080			6003.000	146.591
1.2.3	Linear Gabion Plantation	Advance work	gab	-	-			-	-	-	-			-	-
		Adv + Compl.	gab	-	-			-	-	-	-			-	-
		Completion	gab	-	-			-	-	-	-			-	-
		Maint. Yr 3	gab	1,350	4.463			1380.000	2.080	1350	4.463			-	-
		Maint. Yr 4	gab	3,200	10.502			3200.000	4.921	3200	10.502			-	-
1.2.4	Natural Regeneration, Silviculture operation & SMC works	1st Yr work	ha	3,100.00	1,795.525			-	-	3100.00	1795.525			400.00	124.932
	Natural Regeneration, Silviculture operation & SMC works	2nd Yr work	ha	700.00	18.193			550.000	7.420	700.000	18.193			400.000	6.020
	Total	Adv work	ha	6304.000	5185.775			0.000	0.000	6304.000	5185.775			0.000	0.000
		Compl. Work	ha	3691.500	905.223			3291.500	623.668	3691.500	905.223			3091.500	169.310
		Maint. Yr 3	ha	6624.000	823.103			5956.000	544.515	6624.000	823.103			5319.000	134.272
		Maint. Yr 4	ha	6921.000	751.080			5888.000	417.350	6921.000	751.080			6003.000	146.591
		Adv work	gab	0	0.000			0	0.000	0	0.000			-	-
		Adv + Compl. work	gab	0	0.000			0	0.000	0	0.000			-	-
		Compl. work	gab	0	0.000			0	0.000	0	0.000			-	-
		Maint. Yr 3	gab	1350	4.463			1380	2.080	1350	4.463			-	-
		Maint. Yr 4	gab	3,200.00	10.502			3,200.00	4.921	3200	10.502			-	-
		NR, Silv. & SMC 1st Yr works	ha	3100.000	1795.525			0.000	0.000	3100.000	1795.525			400.000	124.932
		NR, Silv. & SMC 2nd Yr Works	ha	700.00	18.193			550.00	7.420	700.000	18.193			400.00	6.020
	Total (Other PL)				5454.864				1599.954		6404.854				581.126



Sl. No.	Name of Scheme	Item of Work	Unit	Quarterly Progress during Quarter ending September, 2017 (Financial Year 2017-18)						Quarterly Progress during Quarter ending December, 2017 (Financial Year 2017-18)					
				As per APOs approved by the State Steering Committee		Release from Ad-hoc CAMPA		Progress during quarter ending September, 2017		As per APOs approved by the State Steering Committee		Release from Ad-hoc CAMPA		Progress during quarter ending December, 2017	
				Physical	Amount (Lakh Rs.)	Physical	Amount (Rs.)	Physical	Amount (Lakh Rs.)	Physical	Amount (Lakh Rs.)	Physical	Amount (Rs.)	Physical	Amount (Lakh Rs.)
1	2	3	4	17	18	19	20	21	22	23	24	25	26	27	28
2	Wildlife Interventions														
2.1	Water Holes			-	-			-	-	-	-			4	4,904
2.2	Salt licks			-	-			-	-	-	-			-	-
2.3	Trenching/Fencing			-	-			-	-	-	-			-	-
2.4	Watch towers-com-Patrolling Chowki			80.00	480,000			-	-	80.00	480,000			80	106,416
2.5	Const. of Check dam			117.00	837,000				10,000	117.00	837,000				218,440
2.6	Const. of Causeway & Culvert			92.00	560,500				35,000	92.00	560,500				113,104
2.7	Purchase of Camera Traps		nos.	-	-			-	-	-	-			-	-
2.8	Development of Wildlife Sanctuary	As per A.P.O.		-	259,635			-	30,000	-	259,635			-	60,133
2.9	Man-Elephant Conflict-Anti Depredation Scheme	As per A.P.O.		-	1,000,000			0,000	18,000	-	1,000,000			-	21,600
2.10	Radio Collaring of wild elephants	As per A.P.O.		-	-			-	-	-	-			-	-
2.11	Supply of Improved Cook Stove & Solar Lantern to Forest fringed villages	As per A.P.O.		3,640.00	218,400			-	-	3640	218,400			-	-
2.12	Wildlife Management	As per A.P.O.		-	-			-	-	-	-			-	-
2.13	Liabilities of Palamau Tiger Reserve			-	-			-	-	-	-			-	-
	Total (Wildlife) :-				3355,635				93,000		3355,635				526,608
3	Working Plan related works (Other than State budget)														
3.1	Digitisation of Forest Cadastral sheets	Adjoining Villages	nos.	-	30,500			-	-	-	30,500			-	-
3.2	Development of IT Infrastructure	As per A.P.O.		-	8,700			-	-	-	8,700			-	5,725
3.3	Development of GIS Cell in WP Circles	As per A.P.O.		-	75,996			6	7,605	6	75,996			6	14,646
	Total (Working Plan) :-				115,196				7,605		115,196				20,371
4	Research Activities														
4.1	Raising of Quality Planting Materials			-	-			-	-	-	-			-	-
4.2	Research Activities - Study of Plant Diversity & Marketing Potential of Plant Products				14,250				-		14,250			-	-
	Total (Research Activities) :-				14,250				0,000		14,250				0,000
5	Infrastructure														
5.1	Building for frontline staff	Repair	nos.	948	356,900			148,000	49,891	948,000	356,900			436	143,679
		New Const.	nos.	244	3,605,000			1	13,000	244	3,605,000			6	21,000
5.2	Other Building (#) specify - Hazat, Barrack, Check Naka	Repair	nos.	81	32,460			2	0,280	81,000	32,460			38	11,208
		New Const.	nos.	79	738,500			-	-	79	738,500			-	-
5.3	Drinking Water facility for FLS		nos.	8	62,200			-	-	8	62,200			-	-

Sl. No.	Name of Scheme	Item of Work	Unit	Quarterly Progress during Quarter ending September, 2017 (Financial Year 2017-18)						Quarterly Progress during Quarter ending December, 2017 (Financial Year 2017-18)					
				As per APOs approved by the State Steering Committee		Release from Ad-hoc CAMPA		Progress during quarter ending September, 2017		As per APOs approved by the State Steering Committee		Release from Ad-hoc CAMPA		Progress during quarter ending December, 2017	
				Physical	Amount (Lakh Rs.)	Physical	Amount (Rs.)	Physical	Amount (Lakh Rs.)	Physical	Amount (Lakh Rs.)	Physical	Amount (Rs.)	Physical	Amount (Lakh Rs.)
1	2	3	4	17	18	19	20	21	22	23	24	25	26	27	28
5.4	Const. of Boundary wall of State Training Institute		nos.	2	68.953			-	-	2	68.953			-	-
5.5	Const. of Compensatory Buildings in lieu of Damaged Forest Buildings		nos.		217.290			-	-		217.290			-	-
5.6	Forest Boundary Pillar consolidation		nos.	62232	2,292.012			-	-	62232	2292.012			-	-
5.7	Purchase of GPS sets			-	-			-	-	-	-			-	-
5.8	Soil & Moisture Conservation		ha	-	-			-	-	-	-			-	-
5.9	Prevention of Forest fire			-	-			-	-	-	-			-	-
5.10	Vehicles (P) specify			-	-			-	-	-	-			-	-
	1. 4 wheeler Cars			-	-			-	-	-	-			-	-
	2. 4 wheeler Utility vehicles		nos	81	648			-	-	81	648.000			4	30,200
	3. 2 wheelers			-	-			-	-	-	-			-	-
	4. PDL & Other Expenses		nos	130	156.000			57	23.043	130.000	156.000			83	44.965
5.1	5. Wages of Drivers		nos	130	137.654			89	44.941	130.000	137.654			105	37.156
5.12	6. Others (P) specify			-	-			-	-	-	-			-	-
5.13	Water Harvesting Structure	New Const.	nos	350	2,100.000			-	-	350	2100.000			-	-
5.14	Maint. of Permanent Nursery	Yearly Maint.	ha	94.250	741.088			47.250	137.652	94.250	741.088			55.750	160.397
	Creation of Permanent Nursery	New Creation	ha	15.000	225.000			-	-	15.000	225.000			-	-
5.15	Dev. of Infrastructure in Permanent Nurseries			-	100.000			-	-	-	100.000			-	-
5.16	Raising of Tall plants - 1st Year		nos	-	-			-	-	-	-			-	-
	Raising of Tall Plants - 2nd year			-	-			-	-	-	-			-	-
5.17	Dev. of Kita Lac farm	Renovation	nos	-	-			-	-	-	-			-	-
5.18	Dev. of Bio-diversity Park	Dev. (Const. of Check dams)	nos	-	-			-	-	-	-			-	-
5.19	MIS-Jharkhand Forest Road Map	Creation		-	-			-	-	-	-			-	-
5.20	Maint. of Plan plantation	Maint.	ha	-	-			-	-	-	-			-	-
5.21	Forest Road Repair	Normal Repair	km	3,146.28	553.748			-	-	3146.280	553.748			1617.150	203.882
		Special Repair	km	-	-			-	-	-	-			-	-
5.22	Const. of Causeway & Culvert	New Const.	nos.	129	722.000			-	-	129	722.000			-	-
5.23	Security equipment			-	-			-	-	-	-			-	-
	1. Electronic Surveillance			-	-			-	-	-	-			-	-
	2. Fire arms			-	-			-	-	-	-			-	-
5.24	Communication equipment/ Maint. expenditure			-	-			-	-	-	-			-	-
5.25	Enrichment of plantations			-	-			-	-	-	-			-	-
5.26	Purchase of Tree Transplanter		nos.	-	400.000			-	-	1	400.000			-	-

Sl. No.	Name of Scheme	Item of Work	Unit	Quarterly Progress during Quarter ending September, 2017 (Financial Year 2017-18)						Quarterly Progress during Quarter ending December, 2017 (Financial Year 2017-18)					
				As per APOs approved by the State Steering Committee		Release from Ad-hoc CAMPA		Progress during quarter ending September, 2017		As per APOs approved by the State Steering Committee		Release from Ad-hoc CAMPA		Progress during quarter ending December, 2017	
				Physical	Amount (Lakh Rs.)	Physical	Amount (Rs.)	Physical	Amount (Lakh Rs.)	Physical	Amount (Lakh Rs.)	Physical	Amount (Rs.)	Physical	Amount (Lakh Rs.)
1	2	3	4	17	18	19	20	21	22	23	24	25	26	27	28
5.27	Plantation activities in Jharkhand New High Court campus		gab	-	-			-	-	-	-			-	-
5.28	Convergence with Green India Mission (Preparation of perspective plan)			-	-			-	-	-	-			-	-
5.29	Convergence with IWMP - SMC works				900,000			-	-	-	900,000			-	-
5.30	Wages of Home Guards		nos	650	1,008.313			446	243,825	650,000	1,008.313			545,000	179,607
5.31	Wages of Data Entry Operators		nos	189	200,128			158	61,487	189,000	200,128			165,000	51,481
5.32	Office & Field Equipments and Travel expenses of Temporary staff etc.			-	20,000			-	-	-	20,000			-	-
5.33	Internal Monitoring & Evaluation			-	-			-	-	-	-			-	-
5.34	Monitoring & Evaluation			-	200,000			-	-	-	200,000			-	-
5.35	Dev. of ITC in Jharkhand Forest Deptt. (Including Estt. of WiFi)			-	100,000			-	-	-	100,000			-	-
5.36	Awareness Workshop			-	50,000			-	-	-	50,000			-	-
5.37	Promoting Youth & Students support in Forest conservation			-	-			-	-	-	-			-	-
5.38	Training, Consultancy & Capacity Building			-	100,000			-	-	-	100,000			-	-
5.39	Seminar Organisation			-	-			-	-	-	-			-	-
	Total (Infra)				15735.246				574.117		15735.246				683.570
	Total (NPV)				25355.556				2181.676		25355.556				1485.072
	Grand Total (CA+NPV)				33694.813				3393.526		33694.813				2317.415
	Total (WUI)				3355.535				93,000		3355.535				528.598
	Grand Total				37010.350				3486.526		37010.350				2844.012
6	Break up of funds														
6.1	CA :-				8295.259		1,34,00,00,000.00		1211.850		8295.259		0.00		852.343
6.2	NPV :-				25355.556				2181.676		25355.556				1485.072
6.3	Wildlife :-				3355.535				93,000		3355.535				528.598
	Grand Total :-				37010.350				3486.526		37010.350				2844.012



**Cummulative Quarterly Utilization Report un**

Sl. No.	Name of Scheme	Item of Work	Unit	Quarterly Progress during Quarter ending March, 2018 (Financial Year 2017-18)						Cummulative Progress during 2017-2018 (Financial Year 2017-18)					
				As per APCs approved by the State Steering Committee		Release from Ad-hoc CAMPA		Progress during quarter ending March, 2018 (F.Y. 2017-18)		As per APCs approved by the State Steering Committee		Release from Ad-hoc CAMPA		Cummulative Progress during 2017-18 (F.Y. 2017-2018)	
				Physical	Amount (Lakh Rs.)	Physical	Amount (Rs.)	Physical	Amount (Lakh Rs.)	Physical	Amount (Lakh Rs.)	Physical	Amount (Rs.)	Physical	Amount (Lakh Rs.)
1	2	3	4	23	24	25	26	27	28	29	30	31	32	33	34
1.1	CA Works														
1.1.1	ANR/RDF/AR/SCA (FL)	Adv work	ha	5762.555	5106.401		00,000,00,00,00,00,1	1699.859	736.910	5762.555	5106.401		00	1699.859	1020.305
		Completion	ha	4607.137	991.626			4501.320	83.932	4607.137	991.626			4501.320	907.385
		Maint. Yr 3	ha	3028.595	347.472			2988.407	41.635	3028.595	347.472			2988.407	265.986
		Maint. Yr 4	ha	1507.620	149.239			1507.620	18.380	1507.620	149.239			1507.620	134.182
		Maint. Yr 5	ha	2870.540	248.587			2870.540	43.107	2870.540	248.587			2870.540	187.050
		Maint. Yr 6	ha	2319.559	41.136			2319.559	13.696	2319.559	41.136			2319.559	31.578
		Maint. Yr 7	ha	3725.090	79.577			3725.090	21.742	3725.090	79.577			3725.090	56.004
1.1.2	Block Plantation (NFL)	Adv work	ha	415.800	445.807			147.710	224.185	415.800	445.807			147.710	232.542
		Completion	ha	130.222	40.127			80.232	3.231	130.222	40.127			80.232	25.395
		Maint. Yr 3	ha	183.870	21.096			183.868	28.408	183.870	21.096			183.868	77.041
		Maint. Yr 4	ha	97.950	9.696			97.950	5.028	97.950	9.696			97.950	15.724
		Maint. Yr 5	ha	134.330	11.633			134.330	25.833	134.330	11.633			134.330	40.012
		Maint. Yr 6	ha	-	-			0.000	0.839	-	-			0.000	0.839
		Maint. Yr 7	ha	912.060	19.484			912.060	12.049	912.060	19.484			912.060	15.734
1.1.3	Linear Plantation	Adv work	km	42.287	331.850			13.237	78.839	42.287	331.850			13.237	78.839
		Adv work	gab	1500	12.818			500.000	4.271	1500	12.818			500.000	4.271
		Adv. + Compl.	km	-	-			0.000	0.000	-	-			0.000	0.000
		Compl. Work	km	114.333	158.123			27.500	17.766	114.333	158.123			27.500	155.336
		Compl. Work	gab	2054	8.493			175720	9.735	2054	8.493			175720	14.660
		Maint yr 3	km	184.780	100.018			184.780	82.275	184.780	100.018			184.780	158.332
		Maint yr 3	gab	31254	104.388			31254	56.609	31254	104.388			31254	85.216
		Maint. Yr 4	km	6.000	1.348			6.000	0.310	6.000	1.348			6.000	2.300
		Maint. Yr 4	gab	1000	3.340			1000	2.472	1000	3.340			1000	3.327
		Maint. Yr 5	km	-	-			-	-	-	-			-	-
		Maint. Yr 5	gab	36000	63.000			36000	15.010	36000	63.000			36000	58.383
		Maint. Yr 6	km	-	-			-	-	-	-			-	-
		Maint. Yr 7	km	-	-			-	-	-	-			-	-
1.1.4	Soil Conservation (Cond. Compl.)		ha	-	-			-	-	-	-			-	-
	Silvicultural operation (Cond. Compl.)		ha	-	-			-	-	-	-			-	-
	Prot. of Flora & Fauna (Cond. Compl.)		ha	-	-			-	-	-	-			-	-

Sl. No.	Name of Scheme	Item of Work	Unit	Quarterly Progress during Quarter ending March, 2018 (Financial Year 2017-18)						Cumulative Progress during 2017-2018 (Financial Year 2017-18)					
				As per APOs approved by the State Steering Committee		Release from Ad-hoc CAMPA		Progress during quarter ending March, 2018 (F.Y. 2017-18)		As per APOs approved by the State Steering Committee		Release from Ad-hoc CAMPA		Cumulative Progress during 2017-18 (F.Y. 2017-2018)	
				Physical	Amount (Lakh Rs.)	Physical	Amount (Rs.)	Physical	Amount (Lakh Rs.)	Physical	Amount (Lakh Rs.)	Physical	Amount (Rs.)	Physical	Amount (Lakh Rs.)
1	2	3	4	23	24	25	26	27	28	29	30	31	32	33	34
	Wildlife Management (Cond. Compl.)			-	-			-	-	-	-			-	-
	Fire protection (Cond. Compl.)			-	-			-	-	-	-			-	-
	Total (Block Pl.)	Adv. work	ha	6178.355	5552.208			1847.569	961.096	6178.355	5552.208			1847.569	1252.847
		Completion	ha	4737.358	1031.753			4581.552	87.150	4737.358	1031.753			4581.552	932.780
		Maint. yr 3	ha	3212.485	388.668			3172.276	70.043	3212.465	368.558			3172.275	240.028
		Maint. yr 4	ha	1806.570	158.935			1865.670	20.400	1806.570	158.935			1805.570	148.905
		Maint. yr 5	ha	3024.870	260.220			3004.870	69.535	3004.870	280.320			3004.870	227.692
		Maint. yr 6	ha	2319.559	41.138			2319.559	14.535	2319.559	41.135			2319.559	32.417
		Maint. yr 7	ha	4637.150	90.001			4637.150	33.791	4637.150	89.061			4637.150	71.758
	Total (Linear Pl.)	Adv. work	km	42.287	331.659			13.237	78.838	42.287	331.850			13.237	78.838
		Adv. work	gab	1500	12.818			500.000	4.271	1500	12.818			500.000	4.271
		Adv+ Compl.	km	-	-			-	-	-	-			-	-
		Compl. Work	km	114.383	168.123			27.500	17.768	114.383	168.123			27.500	150.338
		Compl. Work	gab	2054	8.493			175720	9.735	2054	8.493			175720	14.650
		Maint. yr 3	km	184.780	100.018			184.780	82.275	184.780	100.018			184.780	158.332
		Maint. yr 5	gab	31254	104.368			31254	56.609	31254	104.368			31254	85.216
		Maint. yr 4	km	6.000	1.348			6.000	0.310	6.000	1.348			6.000	2.300
		Maint. yr 4	gab	1000	3.342			1.000	2.472	1000	3.340			1000	3.327
		Maint. yr 5	km	-	-			-	-	-	-			-	-
		Maint. yr 5	gab	38000	63.000			36000	15.010	38000	63.000			38000	58.383
		Maint. yr 6	km	-	-			-	-	-	-			-	-
		Maint. yr 7	km	-	-			-	-	-	-			-	-
	Total (Condition compliance)	Soil Conservation	ha												
		Stipulation operation	ha												
		Protection of Flora & Fauna	ha												
		W. L. Management													
		Fire Protection													
	Total (CA)				8295.259				1628.257		8295.259				3370.459



Sl. No.	Name of Scheme	Item of Work	Unit	Quarterly Progress during Quarter ending March, 2018 (Financial Year 2017-18)						Cumulative Progress during 2017-2018 (Financial Year 2017-18)					
				As per APCs approved by the State Steering Committee		Release from Ad-hoc CAMPA		Progress during quarter ending March, 2018 (F.Y. 2017-18)		As per APCs approved by the State Steering Committee		Release from Ad-hoc CAMPA		Cumulative Progress during 2017-18 (F.Y. 2017-2018)	
				Physical	Amount (Lakh Rs.)	Physical	Amount (Rs.)	Physical	Amount (Lakh Rs.)	Physical	Amount (Lakh Rs.)	Physical	Amount (Rs.)	Physical	Amount (Lakh Rs.)
1	2	3	4	23	24	25	26	27	28	29	30	31	32	33	34
1.2	Non-CA (NPV) Works														
1.2.1	ANR/RDF/Enf	Adv work	ha	-	-			-	-	-	-			-	0.000
		Completion	ha	-	-			-	-	-	-			-	0.000
		Maint. Yr 3	ha	-	-			-	-	-	-			-	0.000
		Maint. Yr 4	ha	-	-			-	-	-	-			-	0.000
1.2.2	Block Plantation	Adv work	ha	6304.000	5186.775			0.000	0.000	6304.000	5186.775			0.000	0.000
		Completion	ha	3691.500	905.223			3451.000	67.474	3691.500	905.223			3491.000	860.451
		Maint. Yr 3	ha	6624.000	823.103			6624.000	102.561	6624.000	823.103			6624.000	781.348
		Maint. Yr 4	ha	6921.000	751.080			6921.000	107.302	6921.000	751.080			6921.000	671.243
1.2.3	Linear Gabion Plantation	Advance work	gab	-	-			-	-	-	-			-	-
		Adv. + Compl.	gab	-	-			-	-	-	-			-	-
		Completion	gab	-	-			-	-	-	-			-	-
		Maint. Yr 3	gab	1360	4.463			1360.000	2.461	1360	4.463			1360.000	4.541
		Maint. Yr 4	gab	3200	10.502			3200.000	5.763	3200	10.502			3200.000	10.684
1.2.4	Natural Regeneration, Silviculture operation & SMC works	1st Yr work	ha	3100.00	1795.525			2199.000	671.495	3100.00	1795.525			2199.000	796.427
	Natural Regeneration, Silviculture operation & SMC works	2nd Yr work	ha	700.000	18.193			850.000	8.463	700.000	18.193			850.000	21.904
	Total	Adv work	ha	6304.000	5186.775			0.000	0.000	6304.000	5186.775			0.000	0.000
		Compl. Work	ha	3691.500	905.223			3451.000	67.474	3691.500	905.223			3491.000	860.451
		Maint. Yr 3	ha	6624.000	823.103			6624.000	102.561	6624.000	823.103			6624.000	781.348
		Maint. Yr 4	ha	6921.000	751.080			6921.000	107.302	6921.000	751.080			6921.000	671.243
		Adv work	gab	0	0.000										
		Adv + Compl work	gab	0	0.000										
		Compl work	gab	0	0.000										
		Maint. Yr 3	gab	1360	4.463			1360	2.461	1360	4.463			1360	4.541
		Maint. Yr 4	gab	3200	10.502			3200	5.763	3200	10.502			3200	10.684
		NR, Silvi & SMC	ha	3100.000	1795.525			2199.000	671.495	3100.000	1795.525			2199.000	796.427
		1st Yr work	ha	700.000	18.193			850.00	8.463	700.000	18.193			850.00	21.904
		2nd Yr work	ha												
	Total (Other PL) <>				9494.684				965.519		9494.864				3148.599



Sl. No.	Name of Scheme	Item of Work	Unit	Quarterly Progress during Quarter ending March, 2018 (Financial Year 2017-18)						Cumulative Progress during 2017-2018 (Financial Year 2017-18)					
				As per APOs approved by the State Steering Committee		Release from Ad-hoc CAMPA		Progress during quarter ending March, 2018 (F.Y. 2017-18)		As per APOs approved by the State Steering Committee		Release from Ad-hoc CAMPA		Cumulative Progress during 2017-18 (F.Y. 2017-2018)	
				Physical	Amount (Lakh Rs.)	Physical	Amount (Rs.)	Physical	Amount (Lakh Rs.)	Physical	Amount (Lakh Rs.)	Physical	Amount (Rs.)	Physical	Amount (Lakh Rs.)
1	2	3	4	23	24	25	26	27	28	29	30	31	32	33	34
2	Wildlife interventions														
2.1	Water Holes			-	-			4.000	4.904	-	-			4.000	9.808
2.2	Salt licks			-	-					-	-				0.000
2.3	Trenching/Fencing			-	-			0.000	0.000	-	-			0.000	0.000
2.4	Watch towers-cum-Patrolling Chowki			60.00	480.000			80.000	325.584	80.00	480.000			80.000	432.000
2.5	Const. of Check dam			117.00	837.000			84.000	681.415	117.00	837.000			84.000	909.855
2.6	Const. of Causeway & Culvert			92.00	560.500			92.000	323.869	92.00	560.500			92.000	471.973
2.7	Purchase of Camera Traps		nos.	-	-			0.000	0.000	-	-			0.000	0.000
2.8	Development of Wildlife Sanctuary	As per A.P.O.		-	259.635				60.750	-	259.635			-	150.883
2.9	Man-Elephant Conflict-Anti Depredation Scheme	As per A.P.O.		-	1000.000				150.904	-	1000.000			-	152.504
2.10	Radio Collaring of wild elephants	As per A.P.O.		-	-			-	-	-	-			-	0.000
2.11	Supply of Improved Cook Stove & Solar Lantern to Forest fringed villages	As per A.P.O.		3640	218.400			-	-	3640	218.400			-	0.000
2.12	Wildlife Management	As per A.P.O.		-	-			-	-	-	-			-	0.000
2.13	Liabilities of Palamu Tiger Reserve			-	-			-	-	-	-			-	0.000
	Total (Wildlife) :-				3355.535				1547.426		3355.535				2167.023
3	Working Plan related works (Other than State budget)														
3.1	Digitisation of Forest Cadastral sheets	Adjoining Villages	nos.	-	30.500			0.000	0.000	-	30.500			0.000	0.000
3.2	Development of IT infrastructure	As per A.P.O.		-	8.700			6.000	16.115	-	8.700			6.000	21.840
3.3	Development of GIS Cell in WP Circles	As per A.P.O.		6	75.996			6.000	11.347	6	75.996			6.000	33.593
	Total (Working Plan) :-				115.196				27.457		115.196				56.433
4	Research Activities														
4.1	Raising of Quality Planting Materials			-	-			-	-	-	-			-	0.000
4.2	Research Activities - Study of Plant Diversity & Marketing Potential of Plant Products			-	14.250			-	-		14.250			-	0.000
	Total (Research Activities) :-				14.250				0.000		14.250				0.000
5	Infrastructure														
5.1	Building for frontline staff	Repair	nos.	948.000	356.900			687.000	130.983	948	356.900			687.000	324.554
		New Const.	nos.	244	3605.000			68.000	1171.367	244	3605.000			68.000	1205.367
5.2	Other Building (Pl) specify - Hazat, Barrack, Check Naks	Repair	nos.	81.000	32.460			37.000	13.350	81	32.460			37.000	24.838
		New Const.	nos.	79	738.500			0.000	0.000	79	738.500			0.000	0.000
5.3	Drinking Water facility for FLS		nos.	8	62.200					8	62.200				0.000

Sl. No.	Name of Scheme	Item of Work	Unit	Quarterly Progress during Quarter ending March, 2018 (Financial Year 2017-18)						Cumulative Progress during 2017-2018 (Financial Year 2017-18)					
				As per APOs approved by the State Steering Committee		Release from Ad-hoc CAMPA		Progress during quarter ending March, 2018 (F.Y. 2017-18)		As per APOs approved by the State Steering Committee		Release from Ad-hoc CAMPA		Cumulative Progress during 2017-18 (F.Y. 2017-2018)	
				Physical	Amount (Lakh Rs.)	Physical	Amount (Rs.)	Physical	Amount (Lakh Rs.)	Physical	Amount (Lakh Rs.)	Physical	Amount (Rs.)	Physical	Amount (Lakh Rs.)
1	2	3	4	23	24	25	26	27	28	29	30	31	32	33	34
5.4	Const. of Boundary wall of State Training Institute		nos.	2	68.953			0.000	0.000	2	68.953			0.000	0.000
5.5	Const. of Compensatory Buildings in lieu of Damaged Forest Buildings		nos.	-	217.290					-	217.290				0.000
5.6	Forest Boundary Pillar consolidation		nos.	62232	2292.012			29626	893.604	62232	2292.012			29626	893.604
5.7	Purchase of GPS sets			-	-			0.000	0.000	-	-			0.000	0.000
5.8	Soil & Moisture Conservation		ha	-	-					-	-				0.000
5.9	Prevention of Forest fire			-	-					-	-				0.000
5.10	Vehicles (P) specify			-	-					-	-				0.000
	1. 4 wheeler Cars			-	-					-	-				0.000
	2. 4 wheeler Utility vehicles		nos.	81	648.000			5.000	8.000	81	648.000			5.000	38.200
	3. 2 wheelers			-	-					-	-				0.000
	4. POL & Other Expenses		nos.	130.000	156.000			129.000	80.568	130	156.000			129.000	148.575
5.11	5. Wages of Drivers		nos.	130.000	137.654			129.000	47.868	130	137.654			129.000	130.220
5.12	6. Others (P) specify			-	-					-	-				0.000
5.13	Water Harvesting Structure	New Const.	nos.	350	2100.000			0.000	0.000	350	2100.000			0.000	0.000
5.14	Maint. of Permanent Nursery	Yearly Maint.	ha	94.250	741.088			86.250	334.188	94.250	741.088			86.250	632.237
	Creation of Permanent Nursery	New Creation	ha	15.000	225.000					15.000	225.000				0.000
5.15	Dev. of Infrastructure in Permanent Nurseries			-	100.000			0.000	0.000	-	100.000			0.000	0.000
5.16	Baling of Tall plants - 1st Year		nos.	-	-			0.000	0.000	-	-			0.000	0.000
	Baling of Tall Plants - 2nd year			-	-			0.000	0.000	-	-			0.000	0.000
5.17	Dev. of Kite Lac farm	Renovation	nos.	-	-					-	-				0.000
5.18	Dev. of Bio-diversity Park	Dev. (Const. of Check dams)	nos.	-	-					-	-				0.000
5.19	MS-Ihariband Forest Road Map	Creation		-	-					-	-				0.000
5.20	Maint. of Plan plantation	Maint.	ha	-	-					-	-				0.000
5.21	Forest Road Repair	Normal Repair	km	3146.280	553.748			3146.280	195.017	3146.280	553.748			3146.280	358.899
		Special Repair	km	-	-			0.000	0.000	-	-			0.000	0.000
5.22	Const. of Causeway & Culvert	New Const.	nos.	129	722.000			0.000	0.000	129	722.000			0.000	0.000
5.23	Security equipment			-	-					-	-				0.000
	1. Electronic Surveillance			-	-					-	-				0.000
	2. Fire arms			-	-					-	-				0.000
5.24	Communication equipment/ Maint. expenditure			-	-					-	-				0.000
5.25	Enrichment of plantations			-	-					-	-				0.000
5.26	Purchase of Tree Transplanter		nos.	1	400.000					1	400.000				0.000



Sl. No.	Name of Scheme	Item of Work	Unit	Quarterly Progress during Quarter ending March, 2018 (Financial Year 2017-18)						Cumulative Progress during 2017-2018 (Financial Year 2017-18)						
				As per APOs approved by the State Steering Committee		Release from Ad-hoc CAMPA		Progress during quarter ending March, 2018 (F.Y. 2017-18)		As per APOs approved by the State Steering Committee		Release from Ad-hoc CAMPA		Cumulative Progress during 2017-18 (F.Y. 2017-2018)		
				Physical	Amount (Lakh Rs.)	Physical	Amount (Rs.)	Physical	Amount (Lakh Rs.)	Physical	Amount (Lakh Rs.)	Physical	Amount (Rs.)	Physical	Amount (Lakh Rs.)	
1	2	3	4	23	24	25	26	27	28	29	30	31	32	33	34	
5.27	Plantation activities in Jharkhand New High Court campus		gab	-	-					-	-					0.000
5.28	Convergence with Green India Mission (Preparation of perspective plan)			-	-					-	-					0.000
5.29	Convergence with IWMP - SMC works			-	900.000					-	900.000					0.000
5.30	Wages of Home Guards		nos	650.000	1008.313			630.000	380.155	650.000	1008.313			630.000	816.067	
5.31	Wages of Data Entry Operators		nos	189.000	200.128			189.000	71.124	189.000	200.128			189.000	184.682	
5.32	Office & Field Equipments and Travel expenses of Temporary staff etc.			-	20.000					-	20.000					0.000
5.33	Internal Monitoring & Evaluation			-	-			0.000	0.000	-	-			0.000	0.000	
5.34	Monitoring & Evaluation			-	200.000			0.000	3.626	-	200.000			0.000	3.626	
5.35	Dev. of ITC in Jharkhand Forest Deptt. (Including Estt. of Wi-Fi)			-	100.000			0.000	11.344	-	100.000			0.000	11.344	
5.36	Awareness Workshop			-	50.000			0.000	0.000	-	50.000			0.000	0.000	
5.37	Promoting Youth & Students support in Forest conservation			-	-			0.000	0.000	-	-			0.000	0.000	
5.38	Training, Consultancy & Capacity Building			-	100.000			0.000	0.000	-	100.000			0.000	0.000	
5.39	Seminar Organisation			-	-			0.000	0.000	-	-			0.000	0.000	
	Total (Infra)				15735.248				3341.194		15735.248				4012.215	
	Total (NPV)				25359.656				4334.169		25359.656				8014.246	
	Grand Total (CA+NPV)				33654.815				5860.426		30854.815				11584.096	
	Total (WJ)				3355.635				1547.428		3355.635				2167.023	
	Grand Total				37010.350				7407.852		37010.350				13751.719	
6	Break up of funds															
6.1	CA :-				8295.259		1,00,00,00,000.00		1526.257		8295.259		2,34,00,00,000.00		3570.456	
6.2	NPV :-				25359.656				4334.169		25359.656				8014.246	
6.3	Wildlife :-				3355.635				1547.428		3355.635				2167.023	
	Grand Total :-				37010.350				7407.852		37010.350				13751.719	



Cummulative Quarterly Utilization Report un

Sl. No.	Name of Scheme	Item of Work	Unit	Cummulative Progress upto Financial Year 2017-18 (F.Y. 2010-11 to 2017-18)					
				As per APOs approved by the State Steering Committee		Release from Ad-hoc CAMPAs		Cummulative Progress upto FY 2017-18 (F.Y. 2010-11 to 2017-18)	
				Physical	Amount (Lakh Rs.)	Physical	Amount (Rs.)	Physical	Amount (Lakh Rs.)
1	2	3	4	35	36	37	38	39	40
1.1	CA Works								
1.1.1	ANR/ROF/AR/SCA (PL)	Adv work	ha	37458.084	21657.213		10,53,12,39,200.00	25615.900	12004.721
		Completion	ha	24062.475	4787.335			23875.851	4326.409
		Maint. Yr 3	ha	19414.719	1609.755			19374.531	1380.745
		Maint. Yr 4	ha	17298.184	1185.241			16386.124	1076.853
		Maint. Yr 5	ha	14885.004	996.232			14878.504	821.574
		Maint. Yr 6	ha	12007.964	183.873			12007.964	175.283
		Maint. Yr 7	ha	9688.405	164.430			9688.405	139.856
1.1.2	Block Plantation (NFL)	Adv work	ha	2839.408	2188.384			1612.640	969.660
		Completion	ha	1464.850	233.944			1414.940	369.202
		Maint. Yr 3	ha	1334.710	107.128			1334.708	154.403
		Maint. Yr 4	ha	238.780	22.746			1150.840	111.821
		Maint. Yr 5	ha	1046.390	84.299			1052.890	83.231
		Maint. Yr 6	ha	918.560	17.710			918.560	19.843
		Maint. Yr 7	ha	918.560	19.576			918.560	80.246
1.1.3	Linear Plantation	Adv work	km	691.344	9813.871		312.350	3862.017	
		Adv work	gab	250720	2107.551		70808	518.963	
		Adv. + Compl.	km	69.560	93.561		55.000	182.543	
		Compl. Work	km	351.733	478.580		212.280	412.757	
		Compl. Work	gab	70312	348.612		243974	329.872	
		Maint yr 3	km	239.780	132.510		239.780	191.232	
		Maint yr 3	gab	68254	210.246		68254	233.590	
		Maint. Yr 4	km	55.000	3.068		55.000	4.029	
		Maint. Yr 4	gab	37000	120.106		37000	67.709	
		Maint. Yr 5	km	49.000	1.899		49.000	1.798	
		Maint. Yr 5	gab	36000	63.000		36000	58.383	
		Maint. Yr 6	km	49.000	1.952		49.000	3.460	
		Maint. Yr 7	km	49.000	15.065		49.000	7.767	
1.1.4	Soil Conservation (Cond. Compl.)		ha	1073.000	158.604		991.600	122.991	
	Silvicultural operation (Cond. Compl.)		ha	400.000	9.746		0.000	0.000	
	Prot. of Flora & Fauna (Cond. Compl.)		ha	4607.840	31.523		0.000	0.000	

Sl. No.	Name of Scheme	Item of Work	Unit	Cumulative Progress upto Financial Year 2017-18 (F.Y. 2010-11 to 2017-18)					
				As per APOs approved by the State Steering Committee		Release from Ad-hoc CAMPA		Cumulative Progress upto FY 2017-18 (F.Y. 2010-11 to 2017-18)	
				Physical	Amount (Lakh Rs.)	Physical	Amount (Rs.)	Physical	Amount (Lakh Rs.)
1	2	3	4	35	36	37	38	39	40
	Wildlife Management (Cond. Compl.)			0.000	613.067			0.000	83.127
	Fire protection (Cond. Compl.)			0.000	56.910			0.000	44.235
	Total (Block Pl.)	Adv work	ha	40257.462	22845.597			27226.540	12974.061
		Completion	ha	25527.525	5021.270			25290.701	4895.611
		Maint. yr 1	ha	20740.428	1718.883			20709.230	1535.148
		Maint. yr 2	ha	17538.884	1210.047			17538.884	1188.685
		Maint. yr 3	ha	15931.294	1000.531			15931.294	904.805
		Maint. yr 6	ha	12928.524	201.583			12928.524	195.126
		Maint. yr 7	ha	10808.055	184.008			10808.055	220.102
	Total (Linear Pl.)	Adv work	km	891.344	8813.871			312.350	3852.017
		Adv work	km	259720	2107.551			70908	518.563
		Adv Compl	km	89.500	83.561			55.000	192.543
		Comp. Work	km	351.733	479.980			212.260	412.757
		Compl. Work	km	70312	348.812			245974	329.672
		Maint. yr 1	km	239.780	132.510			239.780	101.232
		Maint. yr 2	km	68254	210.246			68254	233.590
		Maint. yr 4	km	55.000	3.058			55.000	4.028
		Maint. yr 4	km	37000	120.156			37000	67.709
		Maint. yr 5	km	49.000	1.898			49.000	1.788
		Maint. yr 5	km	36000	63.000			36000	58.383
		Maint. yr 6	km	49.000	1.852			49.000	3.460
		Maint. yr 7	km	49.000	16.095			49.000	7.767
	Total (Condition compliance)	Soil Conservation	ha	1,073.00	158.804			981.60	123.991
		Structure operation	ha	400.00	9.746				0.000
		Protection of Flora & Fauna	ha	4,607.64	31.522				0.000
		Wild Management	ha		613.067				83.127
		Fire Protection	ha		56.910				44.235
	Total (CA)				47629.237				27817.501

Sl. No.	Name of Scheme	Item of Work	Unit	Cumulative Progress upto Financial Year 2017-18 (F.Y. 2010-11 to 2017-18)					
				As per APDs approved by the State Steering Committee		Release from Ad-hoc-CAMPA		Cumulative Progress upto FY 2017-18 (F.Y. 2010-11 to 2017-18)	
				Physical	Amount (Lakh Rs.)	Physical	Amount (Rs.)	Physical	Amount (Lakh Rs.)
1	2	3	4	35	36	37	38	39	40
1.1	<b>Non-CA (NPV) Works</b>								
1.2.1	ANR/RDF/ENF	Adv work	ha	35000.000	6370.326			29092.000	3214.173
		Completion	ha	29092.000	3271.576			29092.000	3147.518
		Maint. Yr 3	ha	29092.000	804.034			29092.000	554.746
		Maint. Yr 4	ha	29092.000	604.686			29092.000	576.217
1.2.2	Block Plantation	Adv work	ha	51899.350	31153.737			33836.830	17264.827
		Completion	ha	34933.350	8213.680			34236.330	7890.871
		Maint. Yr 3	ha	30507.830	3145.689			31650.000	3006.297
		Maint. Yr 4	ha	23846.830	2195.343			24639.830	2011.168
1.2.3	Linear Gabion Plantation	Advance work	gab	1360.000	15.000			1360.000	10.423
		Adv.+ Compl.	gab	3200.000	35.000			3200.000	35.429
		Completion	gab	1360.000	5.464			1360.000	10.379
		Maint. Yr 3	gab	4560.000	14.843			4560.000	10.004
		Maint. Yr 4	gab	3200.000	10.502			3200.000	10.684
1.2.4	Natural Regeneration, Silviculture operation & SMC works	1st Yr work	ha	4650.000	2724.825			3049.000	1216.852
	Natural Regeneration, Silviculture operation & SMC works	2nd Yr work	ha	700.000	18.193			850.000	21.904
	Total	Adv work	ha	98899.350	37536.063			62928.830	20579.001
		Compl. Work	ha	84026.350	11485.256			63328.330	11038.389
		Maint. Yr 3	ha	89599.830	3949.123			86742.000	3561.041
		Maint. Yr 4	ha	82938.830	2860.029			80731.830	2567.385
		Adv work	gab	1360	15.000			1360	10.423
		Adv + Compl work	gab	3200	35.000			3200	35.429
		Compl work	gab	1360	5.464			1360	10.379
		Maint. Yr 3	gab	4560	14.843			4560	10.004
		Maint. Yr 4	gab	3200	10.502			3200.000	10.684
		NR, Silv & SMC 1st Yr works	ha	4650.000	2724.825			3049.000	1216.852
		NR, Silv & SMC 2nd Yr works	ha	700.000	18.193			850.000	21.904
		Total (Other PI) >>>			58582.698				29081.494



Sl. No.	Name of Scheme	Item of Work	Unit	Cumulative Progress upto Financial Year 2017-18 (F.Y. 2010-11 to 2017-18)					
				As per APOs approved by the State Steering Committee		Release from Ad-hoc CAMPA		Cumulative Progress upto FY 2017-18 (F.Y. 2010-11 to 2017-18)	
				Physical	Amount (Lakh Rs.)	Physical	Amount (Rs.)	Physical	Amount (Lakh Rs.)
1	2	3	4	35	36	37	38	39	40
2	Wildlife Interventions								
2.1	Water Holes			0.000	0.000			4.000	9.808
2.2	Salt Licks			0.000	0.000			0.000	0.000
2.3	Trenching/Fencing			0.000	0.000			0.000	0.000
2.4	Watch towers-cum-Patrolling Chowki			80.000	480.000			80.000	432.000
2.5	Const. of Check dam			117.000	837.000			84.000	909.855
2.6	Const. of Causeway & Culvert			92.000	560.500			92.000	471.973
2.7	Purchase of Camera Traps		nos.	120.000	24.000			100.000	18.900
2.8	Development of Wildlife Sanctuary	As per A.P.O.		0.000	2294.624			0.000	1408.087
2.9	Man-Elephant Conflict-Anti Depredation Scheme	As per A.P.O.		0.000	9146.136			0.000	3755.622
2.10	Radio Collaring of wild elephants	As per A.P.O.		0.000	200.000			0.000	0.000
2.11	Supply of Improved Cook Stove & Solar Lantern to Forest fringed villages	As per A.P.O.		3640.000	218.400			0.000	0.000
2.12	Wildlife Management	As per A.P.O.		0.000	0.000			0.000	0.000
2.13	Liabilities of Palamau Tiger Reserve			0.000	42.170			0.000	42.142
	<b>Total (Wildlife) :-</b>				15602.630				7048.987
3	Working Plan related works (Other than State budget)								
3.1	Digitisation of Forest Cadastral sheets	Adjoining Villages	nos.	9496.000	366.035			8404.000	265.938
3.2	Development of IT Infrastructure	As per A.P.O.		0.000	831.892			6.000	270.746
3.3	Development of GIS Cell in WP Circles	As per A.P.O.		12.000	649.268			12.000	366.055
	<b>Total (Working Plan) :-</b>				1847.195				902.739
4	Research Activities								
4.1	Raising of Quality Planting Materials			0.000	603.268			0.000	0.000
4.2	Research Activities - Study of Plant Diversity & Marketing Potential of Plant Products			0.000	14.250			0.000	0.000
	<b>Total (Research Activities)</b>				617.518				0.000
5	Infrastructure								
5.1	Building for frontline staff	Repair	nos.	2813.000	2367.210			2299.000	828.304
		New Const.	nos.	1500.000	7982.912			265.000	3394.018
5.2	Other Building (P) specify - Hazrat, Barnack, Check Naka	Repair	nos.	81.000	32.460			37.000	24.838
		New Const.	nos.	79.000	738.500			0.000	0.000
5.3	Drinking Water facility for FLS		nos.	8.000	62.200			0.000	0.000

Sl. No.	Name of Scheme	Item of Work	Unit	Cumulative Progress upto Financial Year 2017-18 (F.Y. 2010-11 to 2017-18)					
				As per APCs approved by the State Steering Committee		Release from Ad- hoc CAMPA		Cumulative Progress upto FY 2017-18 (F.Y. 2010-11 to 2017-18)	
				Physical	Amount (Lakh Rs.)	Physical	Amount (Rs.)	Physical	Amount (Lakh Rs.)
1	2	3	4	35	36	37	38	39	40
5.4	Const. of Boundary wall of State Training Institute		nos.	5.000	345.606			0.000	0.000
5.5	Const. of Compensatory Buildings in lieu of Damaged Forest Buildings		nos.	0.000	217.299			0.000	0.000
5.6	Forest Boundary Pillar consolidation		nos.	194199	6693.039			101187	3518.139
5.7	Purchase of GPS sets			277.000	55.000			184.000	34.960
5.8	Soil & Moisture Conservation		ha	6200.000	494.025			6250.000	425.948
5.9	Prevention of Forest fire			0.000	0.000			0.000	0.000
5.10	Vehicles (P) specify			0.000	0.000			0.000	0.000
	1. 4 wheeler Cars			0.000	0.000			0.000	0.000
	2. 4 wheeler Utility vehicles		nos	252.000	1812.000			136.000	875.312
	3. 2 wheelers			0.000	0.000			0.000	0.000
	4. PDL & Other Expenses		nos	488.000	736.800			373.000	463.400
5.11	5. Wages of Drivers		nos	488.000	443.305			373.000	385.219
5.12	6. Others (P) specify			0.000	0.000			0.000	0.000
5.13	Water Harvesting Structure	New Const.	nos	3251.000	17306.788			2050.000	10817.472
5.14	Maint. of Permanent Nursery	Yearly Maint.	ha	713.030	4370.191			677.530	3857.209
	Creation of Permanent Nursery	New Creation	ha	15.000	225.000			0.000	0.000
5.15	Dev. of Infrastructure in Permanent Nurseries			0.000	100.000			8.000	32.656
5.16	Raising of Tall plants - 1st Year		nos	425000.000	84.318			770000.000	77.451
	Raising of Tall Plants - 2nd year			385000.000	14.434			385000.000	15.611
5.17	Dev. of Kita Lac farm	Renovation	nos	1.000	75.983			1.000	35.614
5.18	Dev. of Bio-diversity Park	Dev. (Const. of Check dams)	nos	75.000	83.913			55.000	34.847
5.19	MG-Jharkhand Forest Road Map	Creation		1.000	5.000			1.000	5.000
5.20	Maint. of Plan plantation	Maint.	ha	16672.296	838.201			14685.960	507.333
5.21	Forest Road Repair	Normal Repair	km	20690.270	2500.735			18998.790	1976.620
		Special Repair	km	31.000	564.478			17.500	367.203
5.22	Const. of Causeway & Culvert	New Const.	nos.	129.000	722.000			0.000	0.000
5.23	Security equipment			0.000	0.000			0.000	0.000
	1. Electronic Surveillance			0.000	0.000			0.000	0.000
	2. Fire arms			0.000	0.000			0.000	0.000
5.24	Communication equipment/ Maint. expenditure			0.000	0.000			0.000	0.000
5.25	Enrichment of plantations			0.000	0.000			0.000	0.000
5.26	Purchase of Tree Transplanter		nos.	3.000	1200.000			0.000	0.000

Sl. No.	Name of Scheme	Item of Work	Unit	Cumulative Progress upto Financial Year 2017-18) (F.Y. 2010-11 to 2017-18)							
				As per APCs approved by the State Steering Committee		Release from Ad- hoc CAMPA		Cumulative Progress upto FY 2017-18 (F.Y. 2010-11 to 2017-18)			
				Physical	Amount (Lakh Rs.)	Physical	Amount (Rs.)	Physical	Amount (Lakh Rs.)		
1	2	3	4	35	36	37	38	39	40		
5.27	Plantation activities in Jharkhand New High Court campus		gals	1.000	500.000					0.000	0.000
5.28	Convergence with Green India Mission (Preparation of perspective plan)			0.000	2260.000					0.000	0.000
5.29	Convergence with IWMF - SMC works			0.000	900.000					0.000	0.000
5.30	Wages of Home Guards		nos	2462.000	3406.332					2279.000	2378.794
5.31	Wages of Data Entry Operators		nos	488.000	539.825					432.000	393.754
5.32	Office & Field Equipments and Travel expenses of Temporary staff etc.			0.000	40.000					0.000	0.000
5.33	Internal Monitoring & Evaluation			0.000	510.648					0.000	8.590
5.34	Monitoring & Evaluation			0.000	760.000					0.000	8.188
5.35	Dev. of ITC in Jharkhand Forest Deptt. (Including Estt. of Wi-Fi)			0.000	296.932					0.000	11.344
5.36	Awareness Workshop			0.000	58.500					0.000	1.900
5.37	Promoting Youth & Students support in Forest conservation			0.000	167.900					0.000	89.130
5.38	Training, Consultancy & Capacity Building			0.000	348.060					0.000	24.765
5.39	Seminar Organisation			0.000	5.000					0.000	3.085
	Total (Infra)				69884.568						30095.764
	Total (NPV)				120911.997						70580.997
	Grand Total: (CA+NPV)				168402.734						96418.028
	Total (WLI)				13802.630						7048.387
	Grand Total				182235.364						105467.315
6	Break up of funds										
6.1	CA :-				47520.737						27837.621
6.2	NPV :-				120911.997						70580.997
6.3	Wildlife :-				13802.630						7048.387
	Grand Total :-				182235.364						105467.315

11,51,12,30,300.00



## Annual Budget proposal of State CAMPA for Financial Year 2018-19

Sl. No.	Description	Current Financial Year	Last Financial Year (2017-18)
1.	a. Opening Balance of funds received from National Authority as on 1st April	16210.344	5976.176
	b. Opening Balance of loans/grants etc. received as on 1st April		---
2.	Estimated Annual receipt of State Authority (including balance share of previous year)	27827.100	23400.000
	a. Receipt of Fund by State Authorities from User agencies	---	---
	b. Receipt of accrual of interest on State Fund	0.000	585.887
	c. Receipt of Grants/loans/others	---	---
	d. Any Other Income	---	---
3.	Total estimated funds available with State Authority (as on 1st April (1+2))	44037.444	29962.063
4. (i)	Annual Expenditure of State Authority out of SCAF		
	Net Present Value	29943.498	9024.351
	Recurring Management Expenditure	2319.445	1926.754
	i. Personnel services and benefits		---
	ii. Administrative Expenses Authority		---
	iii. Other Administrative Expenses	1624.031	1282.505
	iv. Any other expenditure	695.414	632.237
	Non recurring Management Expenditure like Creation of Capital Assets	12341.969	3950.999
	Afforestation and other permissible activities	5961.418	3146.599
	Expenditure on Ongoing works	2071.171	2350.172
	Expenditure on New works	3890.247	796.427
	Monitoring & Evaluation Expenditure	400.000	12.012
4. (ii)	Compensatory Afforestation works	10742.520	3570.449
4. (iii)	Catchment Area Treatment works		---
4. (iv)	Wildlife Management works	4718.884	353.195
4. (v)	Other activities - e.g. Construction of Compensatory Building, Research activity, FLS Building Repair, Forest Road Repair, Working Plan activities, Training & Capacity Building etc.	4471.731	803.724
4. (vi)	Total estimated expenditure out of grants/loans etc.		---
5. (i)	Estimated Gross Total Expenditure {4(i)+4(ii)+4(iii)+4(iv)+4(v)+4(vi)}	40955.967	13751.719
5. (ii)	Estimated payments to National Authorities out of funds received from user agency		---
6	Total Closing balance with State Authority	3081.477	16210.344

Statement of Accounts of State CAMPA for Financial Year ending on 31<sup>st</sup> March, 2018 -

(Rs. in lakh)

Sl. No.	Head	Item of works	Physical outcome as approved in APO (in units)	Actual physical achievement during the year (in units)	Budget allocation during the year (Rs. in lakh)	Actual Amount spent (Rs. in lakh)
1	2	3	4	5	6	7
1	<b>Compensatory / Penal Compensatory Afforestation Schemes</b>					
	1a. CA / PCA - New Schemes	Adv work (ha)	3636.797	1292.569	3069.858	876.498
	1b. CA / PCA - Continuing Schemes	Completion (ha)	4737.359	4581.832	974.825	932.780
		Maintenance (Yr 3 to Yr 7)	14779.614	14739.424	836.788	824.149
		Adv work (km)	42.287	13.237	290.807	78.839
		Completion, Work (km)	114.333	27.500	156.338	155.336
		Maintenance (km) - Yr 3 to Yr 7	190.780	190.780	140.322	160.641
		Adv work (gab)	1500.000	500.000	12.814	4.271
		Completion, Work (gab)	2054.000	175720.000	8.490	14.660
		Maintenance (gabion) - Yr 3 to Yr 7	68254.000	68254.000	161.078	146.926
	2. Additional Compensatory Afforestation		---	---	---	---
	3. Penal Compensatory Afforestation	Advance work (ha)	2541.558	555.000	1243.319	376.349
2	<b>Net Present Value</b>					
	<b>1. NPV - Plantation Schemes</b>					
	1a. NPV Plantation - New Schemes	Adv work (ha)	6304.000	---	---	---
		Natural Regeneration, Silviculture operation and SMC work - 1st year works (ha)	3800.000	2199.000	916.087	796.427
	1b. NPV Plantation Continuing Schemes	Completion (ha)	3691.500	3491.000	853.76	860.451
		Maintenance (Yr 3 to Yr 4)	13545.000	13545.000	1496.162	1452.591
		Maintenance (gab) (Yr 3 to Yr 4)	4560.000	4560.000	15.224	15.225
		Natural Regeneration, Silviculture operation and SMC work - 2nd year works (ha)		850.000	22.082	21.904
		Maintenance of Permanent Nurseries (ha)	94.250	86.250	726.345	632.237

Sl. No.	Head	Item of works	Physical outcome as approved in APO (in units)	Actual physical achievement during the year (in units)	Budget allocation during the year (Rs. in lakh)	Actual Amount spent (Rs. in lakh)
1	2	3	4	5	6	7
	2. Penal Net Present Value Schemes		---	---	---	---
	3. Catchment Area Treatment Charges		---	---	---	---
	<b>2. NPV - Other Schemes</b>					
	1. Bio-diversity conservation and Anti-depredation activities	Dev. of National Parks/Wildlife Sanctuaries / Elephant habitat	---	---	158.427	150.883
	2. Anti-depredation schemes	Anti-depredation related works	---	---	800.000	192.504
	3. Working Plan activities	Working Plan related works	6	6.000	86.266	55.433
	4. Improvement/protection of forest Schemes					
		i Building repair (no.)	1029	724.000	389.360	349.392
		ii POL & Other expenses (no.)	130	129.000	153.600	148.575
		iii Wages of Drivers (no.)	130	129.000	135.537	130.220
		iv Wages of Data Entry Operator (no.)	189	189.000	198.93	184.682
		v Wages of Home Guards (no.)	650	630.000	948.27	816.069
		vi Forest Road Repair (km)	3146.280	3146.280	455.698	398.899
		vii Monitoring & Evaluation	---	---	3.626	3.626
		viii Dev. of IT Infrastructure	---	---	11.344	11.344
	5. Publicity and Education					
	6. Training		---	---	---	---
	7. Creation of Movable assets					
		i Purchase of Vehicles	81.000	5.000	40.000	38.200
	8. Creation of Immovable assets					
		i FLS Buildings	323.000	68.000	1272.600	1205.367
		ii Forest Boundary Pillars	62232.000	29626.000	1420.496	893.604
		iii Watch tower-cum-Mutlipurpose camps	80.000	80.000	480.000	432.000
		iv Check dams	117.000	84.000	836.519	909.855
		v Hide-out	7.000	7.000	14.000	9.808
		vi Causeway/Culvert	221.000	92.000	552.309	471.973
	<b>Total</b>				<b>18881.481</b>	<b>13751.719</b>

Note :- The Total Budget allocation shown at the end of Column-6 is inclusive of unutilized previous year balance, which was used in Financial Year 2017-18.



## CHECK LIST FOR APO 2018-19

Status in respect of issues/ points contained in Check List for APO 2018-19 as per the Ad-hoc CAMPA letter No. 15-2(0)/2017-CAMPA, dated 21.02.2017

1. Check List Point No. 1 : Break up of the outlay in Annual Plan of Operation for 2018-19

Status : The break up of the outlay in APO 2018-19 is as under :

Part of APO 2018-19		Outlay (Rs. in lakh)
1	Brief History and past performance	
2	Compensatory/ Penal Compensatory Afforestation (CA/PCA)	
2.A	Completion and maintenance works under ongoing CA/PCA schemes	3025.765
2.B	New CA/PCA activities	7716.755
	<b>Sub-total</b>	<b>10742.520</b>
3	Net Present Value (NPV)	
3.A	Completion and maintenance under ongoing afforestation schemes	2071.171
3.B	New activities (plantation and other works)	28072.327
	<b>Sub-total</b>	<b>30143.498</b>
4	Compensatory Building Construction	69.949
	<b>Total</b>	<b>40955.967</b>

2. Check List Point No. 2 : Whether the provision for Compensatory Afforestation is in line with the 5-year Action Plan. Further, (a) Please add, as Annexure, a copy of the 5-Year Action Plan together with date of its approval by the State Level Steering Committee; (b) Please indicate whether, beginning from the year 2014-15, there has been any departure from the provisions in the 5-Year Action Plan – either in physical or financial terms and, if so, indicate the year and extent of departure; (C) Please indicate year-wise CA undertaken during the year 2012-13 onwards.

Status : (a) & (b) Preparation of Five-year Action Plan for clearing backlog of compensatory afforestation (CA/PCA) is in progress and will be completed soon. In fact the degraded forest areas identified for compensatory afforestation in case of several projects have been planted in the past prior to the constitution of Jharkhand CAMPA under other schemes and few have regenerated natural. The project-wise information in this regard is being collected along with proposal for alternative sites.

- (c) Year-wise details of CA undertaken so far is as under :

FY	Non Forest Land (Ha)	Forest Land (Ha)	Total (Ha)	Linear Plantation (km)	Gabion Plantation (Nos.)
2009-10	0.000	0.000	0.000	49.00	0.00
2010-11	0.000	0.000	0.000	0.00	0.00
2011-12	6.500	5963.315	5969.815	0.00	0.00
2012-13	912.060	3725.090	4637.150	0.00	0.00

2013-14	0.000	2319.559	2319.559	0.00	0.00
2014-15	134.330	2870.54	3004.87	6.00	36000
2015-16	97.95	1507.62	1605.570	0.00	1000
2016-17	183.868	2988.407	3172.275	184.78	31254
2017-18	80.232	4501.600	4681.287	27.50	172520
<b>Total</b>	<b>1414.924</b>	<b>23876.131</b>	<b>25291.071</b>	<b>212.280</b>	<b>243974</b>

3. **Check List Point No. 3 :** *Whether the benchmark of 70% expenditure of past releases has been achieved. Please also mention that total balance of released CA funds at the end of the financial year and its size vis-à-vis the outlay in the APO for the current year.*

**Status :** Yes, the benchmark of 70% expenditure of past releases has been achieved. The requisite details for the period 2009-18 are as under :

1. Total Release by Ad hoc CAMPA	Rs. 115312.393 Lakh
2. Bank Interest accrued	Rs. 4588.446 Lakh
3. Total Availability (1+2)	Rs. 11990839 Lakh
4. Total Expenditure	Rs. 105467.315 Lakh
5. %age Exp. out of Sl. No. 4	87.96%
6. Balance remaining*	Rs. 14433.524 Lakh
7. Outlay of APO 2018-19	Rs. 40955.967 Lakh

4. **Check List Point No. 4 :** *The dates on which Quarterly Progress Reports have been sent to the Ad-hoc CAMPA. In case the timeline of one month from the end of Quarter has not been adhered to, the reasons therefor.*

**Status :** The dates of submission of QPRs (FY 2017-18) are as under :-

- QPR-I : 30<sup>th</sup> October, 2017;  
QPR-II : 10<sup>th</sup> November, 2017;  
QPR-III : 19<sup>th</sup> January, 2018; and  
QPR-IV : 27<sup>th</sup> April, 2018

Delays have been due to rectification in QPRs of field formations before compilation at Hqrs. However, the field officers have been advised to take care of the same in future.

5. **Check List Point No. 5 :** *Whether project-wise and component-wise details of all remittances made to the State accounts maintained by Ad hoc CAMPA have been furnished and reconciled with the Ad hoc CAMPA. If not, the reasons therefor, together with the details of (a) the funds claimed to be remitted by the State but not reflected in Ad hoc CAMPA accounts; and (b) the funds appearing in the State CAMPA accounts but not identified by the State.*

**Status :** The project-wise and component-wise details of all remittances made to the State accounts maintained by Ad hoc CAMPA is in progress in the office of the State Nodal Officer, FC Act and will be completed soon.



The status of reconciliation of the amount sent to Ad hoc CAMPA is given below :-

Period	Amount remitted (Rs.)	Remarks
2006-07 to 2012-13	22,24,55,41,050	Reconciliation done except for a sum of Rs. 27,94,25,534 and Ad hoc CAMPA informed about the same. Reconciliation underway for the remaining sum.
2013-14	2,01,90,42,448	Reconciliation in progress.
Total	24,26,45,83,498	

6. **Check List Point No. 6 :** *Whether the accounts of the State CAMPA have been prepared in double entry format; whether their internal audit has been undertaken through a Chartered Accountant empanelled with the State AG; and whether Auditor's report has been forwarded to the State AG. The year up to which the process has been undertaken/ completed may be stated, with the reasons for backlog, if any.*

**Status :** State CAMPA accounts have so far been prepared in single entry format only and its preparation in double entry format has not yet started. Action is being taken to prepare the accounts in double entry format. The AG-empanelled Chartered Accountant has audited the accounts up to 2012-13. Action is being taken for audit of accounts of remaining years.

7. **Check List Point No. 7 :** *Performance in relation to e-Green Watch, with detailed reasons for the inaccurate and unascertainable polygons. Please also state whether (a) scrutiny at the State Hqrs. level is undertaken before the polygons are loaded on the e-Green Watch site; and (b) the response time for queries raised by the Forest Survey of India in respect of incorrect and unascertainable polygons; and (c) whether replies have been sent to Ad-hoc CAMPA letters dated 30<sup>th</sup> May 2016 and 20<sup>th</sup> February 2017.*

**Status :** The performance/ status of uploading of polygons on e-Green Watch Portal is enclosed. Since the predominantly aging frontline staff are very slow in learning the requisite skill, the progress is slow. However, it is picking up and the task will be completed at the earliest. Regional GIS Cells have been directed to ascertain the polygons before they are uploaded on the Portal.

8. **Check List Point No. 8 :** *Status of 3<sup>rd</sup> Party monitoring of CAMPA Projects.*

**Status :** An expression of Interest was invited for selection of agencies/ firms/ organisations/ institutions for carrying out monitoring and evaluation of works undertaken by State CAMPA. A total of eight agencies/ firms/ organisations/ institutions participated in the process, but none of them was found suitable by the designated committee for the job. In view of this, it was decided by the CAMPA Executive Committee to approach IIFM, Bhopal, Institute of Forest Productivity (IFP, ICFRE), Ranchi and Wildlife Institute of India (WII), Dehradun to carry out the concurrent monitoring and evaluation of the works done under Jharkhand CAMPA. There was positively. Under the circumstances, no decision could be taken. The above-mentioned leading national forestry/ wildlife sciences institutes were once again requested to reconsider our request for carrying out monitoring and evaluation of works undertaken by Jharkhand CAMPA.

Further, Ad-hoc CAMPA vide its letter no. 13-34/2016-CAMPA dated 19.12.2017 has informed about developing a framework for monitoring of all CAMPA works and selection of Agencies which may be deputed for this purpose.



9. **Check List Point No. 9 :** *Whether the replies to C&AG report have been finally accepted- in case of queries, whether these have been answered.*

**Status :** The response to the C&AG report has been sent to the Ad hoc CAMPA vide letter No. 530 dated 22.06.2015.

10. **Check List Point No. 10 :** *Whether the composition of the Steering Committee is in terms of the prescriptions laid down in the State CAMPA Guidelines, and whether departures are well accounted for. Please also state whether the NGO members are present in the meeting of the Steering Committee.*

**Status :** The composition of the Steering Committee is as per the State CAMPA Guidelines. Two NGO members on the Steering Committee have been nominated by the State Govt. and the date, time and place of every meeting shall be notified to them and they participate in the meeting.

11. **Check List Point No. 11 :** *Whether the data sought in relation to all diversion cases since year 1980, have been furnished.*

**Status :** Data pertaining to all diversion cases (since year 1980) have been compiled by the office of the State Nodal Officer (FC Act) and sent to the MoEF&CC, GoI. The MoEF&CC has referred it back for re-checking and confirmation. Accordingly, the said compiled data are being re-checked.

12. **Check List Point No. 12 :** *The total number of credits to the State CAMPA accounts since 15<sup>th</sup> Oct., 2015 and the number which have been undertaken otherwise than through e-portal. Steps taken to ensure that all credits are made through the e-portal.*

**Status :** The desired information is as under :-

1.	Total number of credits to the State CAMPA accounts since 15 <sup>th</sup> Oct., 2015	81
2.	Number which have been undertaken otherwise than through e-portal	56

The user agencies are being advised and encouraged to make credits through e-portal only.

**Jharkhand CAMPA**

**Status of Polygon uploaded on e-Greenwatch & Remarks given by FSI**

Region	Sl. No.	Division	March, 2018					April, 2018				
			Total Polygons Uploaded	Total Polygon checked	Correct	Incorrect	Unascertainable	Total Polygons Uploaded	Total Polygon checked	Correct	Incorrect	Unascertainable
1	2	3	4	5	6	7	8	9	10	11	12	13
Bokaro	1	Bokaro	125	118	31	82	5	125	118	31	82	5
	2	Dhanbad	56	56	35	17	4	56	56	35	17	4
	3	Ramgarh	50	50	21	29	0	50	50	21	29	0
	4	Giridih (E)	12	12	0	12	0	12	12	0	12	0
	5	Giridih (W)	100	100	19	77	4	100	100	19	77	4
Dumka	6	Dumka	42	42	0	42	0	42	42	0	42	0
	7	Godda	15	15	0	15	0	15	15	0	15	0
	8	Sahibganj	0	0	0	0	0	0	0	0	0	0
	9	Pakur	0	0	0	0	0	0	0	0	0	0
	10	Deoghar	20	20	0	20	0	20	20	0	20	0
	11	Jamtara	64	64	0	64	0	64	64	0	64	0
Hazaribag	12	Hazaribag (E)	54	54	26	24	4	54	54	26	24	4
	13	Hazaribag(W)	50	49	11	27	11	50	49	11	27	11
	14	Koderma	75	74	5	34	35	74	74	5	34	35
	15	Chatra (N)	102	102	22	74	6	107	102	22	74	6
	16	Chatra (S)	99	99	22	74	3	99	99	22	74	3
Palamau	17	Medininagar	25	25	0	20	5	25	25	0	20	5
	18	Latehar	44	44	27	14	3	44	44	27	14	3
	19	Garhwa (N)	30	29	6	19	4	29	29	6	19	4
	20	Garhwa (S)	44	44	22	22	0	44	44	22	22	0
Ranchi	21	Ranchi	4	4	0	4	0	4	4	0	4	0
	22	Khunti	1	1	0	1	0	1	1	0	1	0
	23	Gumla	5	5	1	4	0	5	5	1	4	0
	24	Lohardaga	1	1	0	1	0	1	1	0	1	0
	25	Simdega	12	12	0	11	1	12	12	0	11	1
Jamsedpur	26	Jamshedpur	30	30	1	29	0	30	30	1	29	0
	27	Saalkela	34	34	1	18	15	34	34	1	18	15
	28	Chalbasa	11	11	2	9	0	11	11	2	9	0
	29	Kolhan	8	8	5	3	0	8	8	5	3	0
	30	Porahat	0	0	0	0	0	0	0	0	0	0
	31	Saranda	5	5	0	5	0	5	5	0	5	0
PTR	32	PTR, Core	0	0	0	0	0	0	0	0	0	0
	33	PTR, Buffer	0	0	0	0	0	0	0	0	0	0
CCF Wildlife	34	H'bag Wildlife	3	3	0	2	1	3	3	0	2	1
	35	Ranchi Wildlife	0	0	0	0	0	0	0	0	0	0
	36	Ele. Proj. JSR	1	1	0	1	0	1	1	0	1	0
Dumka Ext.	37	Deoghar SF	26	24	1	23	0	26	24	1	23	0
	38	Dumka SF	16	16	0	14	2	16	16	0	14	2
Hazaribag Ext.	39	Hazaribag SF	42	42	30	12	0	42	42	30	12	0
	40	Koderma SF	4	6	0	6	0	6	6	0	6	0
	41	Latehar SF	24	19	3	16	0	24	19	3	16	0
	42	Garhwa SF	32	31	1	30	0	32	31	1	30	0
Ranchi Ext.	43	Ranchi SF	4	4	1	3	0	4	4	1	3	0
	44	Simdega SF	36	36	0	35	1	36	36	0	35	1
	45	Adityapur SF	17	17	0	17	0	38	17	0	17	0
	46	Chalbasa SF	30	30	1	29	0	30	30	1	29	0
<b>Total</b>			<b>1353</b>	<b>1337</b>	<b>294</b>	<b>939</b>	<b>104</b>	<b>1379</b>	<b>1337</b>	<b>294</b>	<b>939</b>	<b>104</b>

**Additional physical and financial targets for 2018-19**

There has been shortfall in achieving the targets of the plantation activities despite best efforts. The main reason for this is that there are many sites, which were identified for Compensatory Afforestation when the proposals were moved, have either been planted under other schemes or have fully regenerated over the period of time.

A separate list of such alternative sites is being prepared, which would be sent to Govt. of India for consideration. Meanwhile, a total of 347.440 ha area with a financial target of Rs. 329.203 lakh as an unachieved target is being taken up as an additional target during FY 2018-19.



# Jharkhand CAMPA

ANNEXURE : 5.1

Table - 1

Afforestation work from CAMPA Fund as per QPR as on 31st March

Financial Year	Compensatory Afforestation from CA fund						Other plantation from NPV fund				Total Afforestation from CAMPA fund	
	Block Plantation		Linear Plantation				Block Plantation		Linear Plantation		Ha	No. of Plants
	Ha	No. of Plants	Km	No. of Plants	Gabion	No. of Plants	Ha	No. of Plants	Gabion	No. of Plants		
1980-2006												
2006-2007												
2007-2008												
2008-2009												
2009-2010	---	---	---	---	---	---	---	---	---	---	0	0
2010-2011	---	---	49.000	9,800	---	---	---	---	---	---	49 km	9,800
2011-2012	5969.811	93,08,894	---	---	---	---	31882.00	1,09,06,340	---	---	37851.815 ha	2,02,15,234
2012-2013	4637.150	56,96,976	---	---	---	---	3576.35	53,18,309	---	---	8213.500 ha	1,12,15,275
2013-2014	2319.559	37,66,334	---	---	---	---	4624.48	77,04,384	---	---	6944.039 ha	1,14,70,738
2014-2015	3004.870	44,74,667	---	---	36000	36,000	5810.00	94,71,210	---	---	8814.870 ha + 36000 gab	1,39,81,877
2015-2016	1605.570	22,12,095	6.000	12,000	1000	1,000	6921.00	1,15,30,366	3200	3200	8526.570 ha + 6 km + 3200 gab	1,37,58,681
2016-2017	3172.275	41,50,945	184.780	3,69,560	31254	31,254	6624.00	1,04,83,734	1360	1360	9796.275 ha + 184.780 km + 32614 gab	1,50,36,853
2017-2018	4581.552	56,02,853	27.50	55,000	1,75,720	1,75,720	3491.50	49,48,385	---	---	8073.052 ha + 27.50 km + 175720 gab	1,06,98,674

Note :-

1. Govt initiated release of Funds from Financial Year 2009-10 for execution of Compensatory & NPV works in Jharkhand State.
2. In FY 2010-11 only 1st Year Advance work was carried out under CA & NPV afforestation schemes except the Linear plantation where advance and completion were carried out in the same financial year.

**Jharkhand CAMPA**  
**Financial Year-wise Financial Achievements of CAMPA fund**  
**Table – 2**

(Rs. in Lakh)

Amount spent as per QPR as on 31st March							Remarks
Financial Year	CA	NPV Plantation	WLMP	CAT	All others	Total	
1980-2006							
2006-2007							
2007-2008							
2008-2009							
2009-2010	---	---	---	---	---	---	
2010-2011	2334.331	4171.785	---	---	2686.904	9193.020	
2011-2012	2545.499	5015.955	---	---	3429.751	10991.205	
2012-2013	1817.741	3071.518	1931.012	---	1375.990	8196.261	
2013-2014	2093.765	3837.446	530.150	---	3245.752	9707.113	
2014-2015	2829.685	6136.504	954.036	---	7141.563	17061.788	
2015-2016	5143.305	6850.857	872.880	---	4222.089	17089.131	
2016-2017	8232.409	6009.280	561.124	---	4674.263	19477.077	
2017-2018	3570.450	3146.599	2167.023	---	4867.647	13751.713	

**Jharkhand CAMPA**  
**Details of physical assets (FY 2010-11 to 2017-18)**

Sl.No.	Other Works	Unit	FY 2010-11	FY 2011-12	FY 2012-13	FY 2013-14	FY 2014-15	FY 2015-16	FY 2016-17	FY 2017-18	Total
1	Water Harvesting/Retention Structures	No.	601	323	229	248	340	308	1	84	2134
2	Construction of Boundary Pillars	No.	---	---	---	---	43446	---	28115	29626	101187
3	Strengthening of GIS Cells	Unit	---	---	---	---	6	6	6	6	
4	Building Construction (Frontline Staff)	No.	---	---	---	51	108	42	0	75	276
5	Construction of Causeway/Culvert	No.					30	---	13	92	135
6	Construction of Watch Tower	No.								80	80
7	Vehicles (Frontline Staff)	No.	---	---	---	60	54	16	1	5	136



Addl. Principal Chief Conservator of Forests  
CAMPA, Jharkhand



Department of Forests, Environment & Climate Change  
Government of Jharkhand  
Van Bhawan, Doranda, Ranchi - 834002  
Tel / Fax : 0651-2481466  
E-mail : apccfcampa.jhk@gmail.com

Letter No.: 233

Dated : 25/06/2018

To

Shri D.K. Sinha,  
CEO, Ad-hoc CAMPA,  
Ministry of Environment, Forest & Climate Change,  
Indira Paryavaran Bhawan,  
Room No. 506, Agni Wing,  
Jorbag, New Delhi-110003

**Sub. : Submission of Annual Plan of Operation of Jharkhand CAMPA for the Year 2018-19**

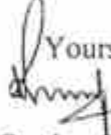
Sir,

Please find enclosed the Annual Plan of Operation (APO) of Jharkhand CAMPA for the year 2018-19. The APO has been approved by the State Level Steering Committee in its meeting held on 11<sup>th</sup> June, 2018 under the Chairmanship of the Chief Secretary, Jharkhand (copy of the proceedings of the meeting enclosed).

Total amount of APO 2018-19 as approved by the Steering Committee is for Rs. 40955.967 lakh (Rs. Four hundred nine crore fifty five lakh ninety six thousand and seven hundred) only.

The prescribed forms and provisions of draft Compensatory Afforestation Fund Rules, 2018 as notified by the Ministry on 16<sup>th</sup> Feb, 2018 have been kept in mind while preparing the APO. It is requested to kindly consider the sanction of the APO for the current financial year and to release the amount at the earliest.

Encl.-As above.

Yours faithfully,  
  
25.06.2018

(Sanjay Srivastava)  
Additional Principal Chief Conservator of Forest,  
CAMPA, Jharkhand

Proceedings of the meeting of the State Level Steering Committee of Jharkhand CAMPA held on 11<sup>th</sup> June, 2018 under the chairmanship of the Chief Secretary, Govt. of Jharkhand.

1. A meeting of the State Level Steering Committee of Jharkhand CAMPA was held on 11<sup>th</sup> June, 2018 under the chairmanship of the Chief Secretary, Jharkhand.
2. List of participants is enclosed (Annexure-I).
3. The agenda items were taken up for discussion and following decisions were taken :-
  - a) **Agenda No. 1 :** The proceedings of the last meeting of the State Level Steering Committee held on 29<sup>th</sup> May, 2017 were confirmed. It was decided to organize the State Level Steering Committee meeting atleast twice a year as prescribed in the rules.
  - b) **Agenda No. 2 :** *Ex-post facto* approval was accorded by the Committee for the following works undertaken in 2017-18 :
    - (i) DGPS survey work carried out for 7589 forest boundary pillars in seven Forest Divisions at a cost of Rs. 71.586 lakhs to create and regularly update GIS based decision support database; and
    - (ii) Release of Rs. 1259.60 lakhs as 50% cost of construction of 67 sets of 4-units of Forest Guard quarters in view of revised design adopted under the State Plan scheme, as against the approved APO for construction of 113 no. of single-unit quarters for Rs. 1130.00 lakh, in order to instil confidence and provide safety to frontline staff in the field that has witnessed absence of forest field.
  - c) **Agenda No. 3 :** Total fund availability for Jharkhand CAMPA during 2018-19 would be to the tune of Rs. 440 crore. The proposals placed before the Committee in respect of APO 2018-19 were discussed and the APO for 2018-19 was approved with additional provisions for the following:
    1. With a view to add value to sustainable harvest of medicinal plants and support livelihoods of forest-dependent communities, Common Facility Centres for processing of medicinal plants be established in Sahebganj, Deoghar and Bokaro as a part of a pilot project. Such Centres may have a direct linkage with the market. Improved livelihoods would help participation of local communities and thus sustainable forest management;
    2. Construction of Forest Guard quarters in Forest Divisions may be taken up by keeping to the extent possible their location and aesthetics in tune with the local surroundings ;
    3. The work of need-based repair of forest roads may be taken up on priority for better connectivity and protection of forests; and
    4. Third party monitoring of CAMPA works may be undertaken in line with the framework being developed by Ad-hoc CAMPA, Govt. of India for monitoring of CAMPA works.

The Executive Summary of the APO 2018-19 (Rs. 40955.967 lakh) as approved by the Steering Committee is enclosed as Annexure-II.

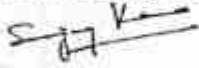
1


Handwritten signatures and initials are present at the bottom of the page, including a large signature on the left, a signature in the center, and several initials on the right.




- d) **Agenda No. 4:** There is a need to immediately incur expenditure for completion and maintenance works under ongoing schemes which are continuing from previous years. These completion and maintenance works are part of the APO 2018-19 as being approved by the Steering Committee. Therefore, the Committee approved the expenditure on such completion and maintenance works from available funds, in anticipation of approval of APO 2018-19 by Govt. of India.
- e) **Agenda No. 5:** The proposal to release the balance amount of Rs. 597.810 lakh towards completion of linear bamboo gabion plantation under Compensatory Afforestation scheme of Dumka Forest Division was approved. This approval has been necessitated because of the inadvertent application of the Schedule of Rates for a different type of scheme leading to approval of lower than required funds for this scheme in APO 2017-18.
- f) **Agenda No. 6:** The status in respect of 12 points contained in the Check List as per the Ad-hoc CAMPA letter No. 15 -2(0)/2017-CAMPA, dated 21.02.2017; status of additional physical and financial targets for the current year APO; and the information sought by MoEF&CC vide its letter dated 12.12.2017 about annual physical and financial achievements from CAMPA funds, which are required to accompany APO 2018-19, was noted. It was decided to enclose a copy of these information with the proceedings of the meeting (Annexure-III).
- g) **Agenda No. 7: Others:** In addition to the above, the Committee observed that in order to have better dissemination of information and knowledge towards wildlife, audio-visual facilities may be developed at appropriate places with prominent signages and display boards with frequent educational shows and quizzes etc. for the public.


The meeting ended with a vote of thanks to the Chair.


  
(Sanjay Kumar)  
Principal Chief Conservator of Forests  
& HoFF, Jharkhand


  
(L.S. Chaturvedi)  
Additional Chief Secretary  
Deptt. of Forest, Env't. & Climate  
Change, Govt. of Jharkhand


  
(Sudhir Tripathi)  
Chief Secretary  
Govt. of Jharkhand


  
(Satendra Singh)  
Secretary (Expenditure)  
Deptt. of Finance, Jharkhand


  
(Shashi Nandkeolyar)  
PCCF & Executive Director-cum-Nodal  
Officer, Jharkhand

  
(L.R. Singh)  
Principal Chief Conservator of Forests,  
Wildlife & CWLW, Jharkhand

  
(Vasant Kiran Babu)  
Representing:  
Addl. Principal Chief Conservator of  
Forests (Central), MoEF&CC, Ranchi

  
(Shamshad Alam)  
Representing:  
Secretary,  
PRADAN, Ranchi

  
(Sanjay Sriastava)  
Additional Principal Chief Conservator of  
Forests, CAMPA, Jharkhand

  
(Dr. A.K. Mandal)  
Representing:  
Secretary, R K Mission, Ranchi

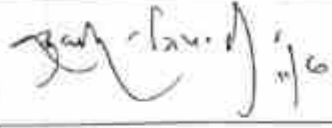







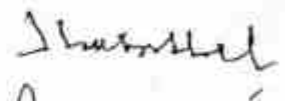
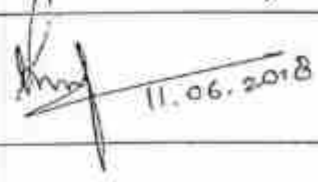


List of participants in the meeting of the State Level Steering Committee of Jharkhand CAMPA held on 11<sup>th</sup> June, 2018

1. Shri Sudhir Tripathi, Chief Secretary, Jharkhand (Chairperson);
  2. Shri I.S. Chaturvedi, Additional Chief Secretary, Department of Forest, Environment & Climate Change, Govt. of Jharkhand;
  3. Dr. Sanjay Kumar, Principal Chief Conservator of Forests & Hoff, Jharkhand;
  4. Shri L.R. Singh, Principal Chief Conservator of Forests, Wildlife & Chief Wildlife Warden, Jharkhand;
  5. Shri Shashi Nandkeolyar, PCCF & Executive Director, Wasteland Development Board –cum- Nodal Officer, FC Act, Jharkhand
  6. Shri Satendra Singh, Secretary ( Expenditure), Dept. of Finance, Govt. of Jharkhand
  7. Shri Vasant Kiran Babu, Deputy Conservator of Forests (Central), Ministry of Environment, Forests & Climate Change, Govt. of India, East-Central Region, Ranchi;
  8. Dr. A.K. Mandal, Representative of Ram Krishna Mission, Ranchi (NGO Member);
  9. Shri Shamshad Alam, Representative of PRADAN, Ranchi (NGO Member); and
  10. Dr. Sanjay Srivastava, Additional Principal Chief Conservator of Forests, CAMPA, Jharkhand, Ranchi (Member-Secretary).
- .....

दिनांक 11.06.2018 को मुख्य सचिव, झारखण्ड, राँची की अध्यक्षता में आयोजित  
झारखण्ड कैम्पा परिचालन समिति (Steering Committee) की बैठक

उपस्थिति :-

क्र० सं०	पदाधिकारी/सदस्यगण का पदनाम	हस्ताक्षर
1	मुख्य सचिव, झारखण्ड, राँची	अध्यक्ष  11/6
2	अपर मुख्य सचिव, (उप) वित्त एवं योजना विभाग, झारखण्ड, राँची	सदस्य  11/6/18
3	अपर मुख्य सचिव, वन, पर्यावरण एवं जलवायु परिवर्तन विभाग, झारखण्ड, राँची	सदस्य  11/6/2018
4	प्रधान मुख्य वन संरक्षक, झारखण्ड, राँची	सदस्य  11/6/18
5	प्रधान मुख्य वन संरक्षक, वन्यप्राणी एवं मुख्य वन्यप्राणी प्रतिपालक, झारखण्ड, राँची	सदस्य  11/06
6	प्रधान मुख्य वन संरक्षक-सह- कार्यकारी निदेशक, बंजर भूमि विकास बोर्ड, झारखण्ड, राँची	सदस्य  11.06.2018
7	अपर प्रधान मुख्य वन संरक्षक (केन्द्रीय), पर्यावरण, वन एवं जलवायु परिवर्तन मंत्रालय, भारत सरकार, क्षेत्रीय कार्यालय श्यामली कॉलोनी, डोरण्डा, राँची	सदस्य  Varada Kher Babu, DCF M.E.F.S.C. 11.6.18.
8	सचिव, रामकृष्ण मिशन आश्रम, मोराहाबादी, राँची	सदस्य  11.6.18
9	सचिव, प्रदान, अशोकनगर, राँची	सदस्य 
10	अपर प्रधान मुख्य वन संरक्षक, कैम्पा, झारखण्ड, राँची	सदस्य-सचिव  11.06.2018
11		
12		
13		

**JHARKHAND CAMPA**  
**Annual Plan of Operation 2018-19**  
***Executive Summary***

*[As recommended by the State CAMPA Steering Committee in its meeting held on 11<sup>th</sup> June, 2018]*

The Annual Plan of Operation (APO) for the year 2018-19 consists of three parts as per details given below:

**Part-I : Compensatory/ Penal Compensatory Afforestation (CA/PCA)**

**Part-IA :** Activities to be undertaken for completion and maintenance of old plantations under Compensatory Afforestation (CA), Penal Compensatory Afforestation (PCA) and compliance of additional conditions stipulated by Government of India while according forest clearances under Forest (Conservation) Act, 1980;

**Part-LB :** New activities proposed under CA, PCA and compliance of additional conditions.

**Part-II : Net Present Value (NPV)**

**Part-IIA :** Activities to be undertaken for completion and maintenance of old plantations under Net Present Value (NPV) component;

**Part-IIB :** New activities proposed under NPV component; and

**Part-III : Compensatory Building Construction :** Construction of buildings in lieu of buildings damaged due to NHAI Project of NH-33 Widening in Hazaribag.

A sum of Rs. 40955.967 lakh (Rupees Four hundred nine crore fifty five lakh ninety six thousand and seven hundred only) is required to implement various activities proposed in the APO, the details of which are given below:

**Part-I: Compensatory/ Penal Compensatory Afforestation (CA/PCA)**  
(Rs. 10742.520 lakh)

**Part-IA : Completion & Maintenance of old plantations (Rs. 3025.765 lakh) :** The physical and financial targets of various activities proposed under this head are as follows:

Sl.No.	Activities	Unit	Outlay (Rs. in lakh)
1	Completion of block plantations, 2 <sup>nd</sup> year work	1868.239 Ha	497.837
2	Completion of linear plantations, 2 <sup>nd</sup> year work	13.237 Km	17.256
3	Completion of gabion plantations, 2 <sup>nd</sup> year work	174166 Gabions	599.954
4	Maintenance of block plantations, 3 <sup>rd</sup> year work	4581.552 Ha	483.907
5	Maintenance of linear plantations, 3 <sup>rd</sup> year work	27.500 Km	39.229
6	Maintenance of gabion plantations, 3 <sup>rd</sup> year work	175720 Gabion	601.818
7	Maintenance of block plantations, 4 <sup>th</sup> year work	3172.275 Ha	306.270
8	Maintenance of linear plantations, 4 <sup>th</sup> year work	184.780 Km	78.247



Sl.No.	Activities	Unit	Outlay ( in lakh)
9	Maintenance of gabion plantations, 4 <sup>th</sup> year work	31254 Gabion	107.041
10	Maintenance of block plantations, 5 <sup>th</sup> year work	1605.570 Ha	139.871
11	Maintenance of linear plantations, 5 <sup>th</sup> year work	6.00 Km	5.042
12	Maintenance of gabion plantations, 5 <sup>th</sup> year work	1000 Gabion	1.787
13	Maintenance of block plantations, 6 <sup>th</sup> year work	3004.870 Ha	56.318
14	Maintenance of gabion plantations, 6 <sup>th</sup> year work	36000 Gabion	64.328
15	Maintenance of block plantations, 7 <sup>th</sup> year work	2319.559 ha	26.860
	<b>Total</b>		<b>3025.765</b>

**Part-IB : New activities proposed under CA, PCA and compliance of additional conditions (Rs. 7716.755 lakh) :** The physical and financial targets of various activities proposed under this head are as follows:

Sl.No.	Activities	Unit	Outlay (Rs.in lakh)
1	Advance work for block plantations (Forest land)	3506.691 Ha	3510.301
2	Advance work for block plantations (Non-Forest land)	1186.078 Ha	1201.636
3	Advance work for block plantations-PCA (Forest land)	569.250 Ha	626.479
4	Advance work for block plantations-Safety Zone (Forest land)	39.125 Ha	46.911
5	Advance work for linear plantations (Condition compliance)	96.320 Km	1590.063
6	Advance work for linear plantations (Condition compliance)	610 Gabion	14.790
7	Silvicultural operation (Condition compliance)	200.000 Ha	73.962
8	Wildlife management scheme (Condition compliance)		454.506
9	Construction of Check dam (Condition compliance)	18 Nos.	120.000
10	Conservation of Flora & Fauna (Condition compliance)	4607.84 Ha	38.666
11	Creation of Water-hole (Condition compliance)		20.000
12	Fire protection (Condition compliance)		3.040
13	Vulture conservation (Condition compliance)		16.400
	<b>Total</b>		<b>7716.755</b>
	<b>Grand Total</b>		<b>10742.520</b>

**Part-II : Net Present Value (NPV) (Rs. 30143.498 lakh)**

**Part-II.A : Completion & Maintenance of old plantations (Rs. 2071.171 lakh) :** The physical and financial targets of various activities proposed under this head are as follows :

Sl.No.	Activities	Unit	Outlay (Rs. in lakh)
1	Maintenance of block plantations, 3 <sup>rd</sup> year work	3491.500 Ha	411.343
2	Maintenance of block plantations, 4 <sup>th</sup> year work	6624.000 Ha	727.780
3	Silviculture, Natural Regeneration & SMC, 2 <sup>nd</sup> year work	2199.430 Ha	221.905
4	Silviculture, Natural Regeneration & SMC, 3 <sup>rd</sup> year work	850.000 Ha	14.729
5	Maintenance of Permanent Nurseries	86.250 Ha	695.414
	<b>Total</b>		<b>2071.171</b>

Part-II.B : New activities (Rs. 28072.327 lakh) : The physical and financial targets of various new activities areas as follows:

Sl. No.	Activities	Unit	Outlay (Rs. in lakh)
<b>Natural Forest Management</b>			
1	Silviculture, Natural Regeneration & SMC, 1 <sup>st</sup> year work	12400.00 Ha	4585.661
2	Check dams/earthen water retention structures	330 Nos.	1980.000
3	Development/ strengthening of Permanent Nursery Infrastructure		100.000
	<b>Total</b>		<b>6665.661</b>
<b>Forest Protection</b>			
4	Normal building repair (Frontline staff quarters :FRO-121 + Fr-210 + FG-540 = 871, Barrack-9, Hazat-30, Check Naka-49& RI Hut-9)	968 Nos.	403.860
5	Construction of new building (Frontline staff quarters: FROs' Office-cum-Residence 29 + Fr Qrs23 + FG Qrs. (Completion 67 sets of 4 units& 160 sets of 4 units = 279)	279 Nos.	7067.752
6	Normal repair of forest roads	2670.36 Km	386.767
7	Construction of causeway/culvert	121 Nos.	666.569
8	Consolidation of boundary pillars	55555 Nos.	1871.648
9	Construction of Boundary wall- 2158' (FIS, Mahilong- 1958' & Betla of PTR- 200')	2 Nos.	48.468
10	Purchase of vehicles (4-wheeler) for frontline staff	32Nos.	256.000
11	Distribution of improved cook stove and solar lantern in forest fringe villages	6623 HH	397.380
12	Deployment of Home Guards @ Rs. 450/- per day (Apr 18-June 18)	650 Nos.	266.175
	Deployment of Home Guards @ Rs. 450/- per day (July 18-Mar 19)	305 Nos.	376.065
13	Deployment of members of JFMCs/EDCs for protection of forests @ Rs. 237.38 x 26 x 9 months (July 18-March 19)	305 Nos.	169.418
14	Provision of POL for patrolling vehicles	167 Vehicles	200.400
15	Deployment of drivers for patrolling vehicles	167 Drivers	182.584
16	Procurement of Tree Transplanter through hiring	1 No.	150.000
	<b>Total</b>		<b>12443.086</b>
<b>Working Plan and related works</b>			
17	Strengthening/ reinforcement of GIS cells	6 Nos.	110.248
18	Data collection for making Working Plans		200.000
	Preparation of 5000 Micro plans @ Rs. 10,000.00 per plan	5000	500.000
	Capacity Building of 5000 JFMCs for making Micro Plans @ Rs. 20,000.00 per JFMC	5000	1000.000
	Survey and research for forest based nutrition, health and livelihood security		200.000
19	Constitution of 14 Cells for preparation/completion of Forest land database under FC Act (One in each Circle level & Protected areas)	14 Cells	16.250
20	Development and strengthening of Forest Land Record Map and Database System		100.000
	<b>Total</b>		<b>2126.498</b>
<b>Biodiversity Conservation &amp; Anti-depredation measures</b>			
21	Development of Wildlife Sanctuary/ Elephant habitats		2543.100
22	Creation of Rescue Centre	1 No.	500.000
23	Anti-depredation measures		2175.784
	<b>Total</b>		<b>5218.884</b>

<b>Research activities</b>			
24	Study of Plant Diversity & Market Potential of Plant Products for Economic Upliftment of Native Tribals in West Singhbhum District (3-year Duration)	1 <sup>st</sup> Yr. Work	14.151
	<b>Total</b>		<b>14.151</b>
<b>Information Technology &amp; Communication</b>			
25	Maintenance of internet connectivity in Forest Complex. Establishment/ Maintenance of Wi-Fi system in Van Bhawan. Infrastructure development for Video Conferencing (Regions). Strengthening and development of IT infrastructure in PCCF Office Strengthening and development of IT infrastructure.		200.000
	<b>Total</b>		<b>200.000</b>
<b>Action Research and Capacity Building</b>			
26	Studies, Training, Consultancy and Capacity building		150.000
27	Forest mosaic landscape development for ecosystem services		200.000
28	Common Facility Centres for processing of medicinal plants		200.000
	<b>Total</b>		<b>550.000</b>
<b>Awareness Generation, promoting voluntary activities/study tours on conservation methods and best practices</b>			
29	Awareness Generation and Promoting voluntary activity/City greening/Study tour of youth & students for supporting conservation activities		200.000
	<b>Total</b>		<b>200.000</b>
<b>Monitoring and Evaluation</b>			
30	Audit of CAMPA by Accountant General/Internal audit of CAMPA. e-Green Watch Portal – training/updating/uploading of information, etc. / Independent evaluation of works under CAMPA. Sustainable forest management cell for State Vision and Action Plan 2021. Engagement of Professionals/ Personnel for Technical support, compiling land release data, recording of receipt of related NPV, compensatory afforestation land and funds, preparation of accounting/financial/audit reports, coordination with field functionaries and the Government.		400.000
	<b>Total</b>		<b>400.000</b>
<b>Other activities</b>			
31	Wages of DEO at Forest Ranges	209 DEOs	229.389
32	4 <sup>th</sup> year maintenance of linear gabion plantation in Jharkhand High Court's new premises	1360 Gabion	4.658
33	Purchase of office & field equipment, reimbursement of travel expenses of temporary staff, etc.		20.000
	<b>Total</b>		<b>254.047</b>
	<b>Total of NPV New activities</b>		<b>28072.327</b>
	<b>Grand Total of NPV activities</b>		<b>30143.498</b>

### Part-III : Compensatory Building Construction :

34	Construction of buildings in lieu of buildings damaged due to NHA1 Project of NH-33 Widening in Hazaribag District		69.949
	<b>Total</b>		<b>69.949</b>
	<b>Grand Total (CA/PCA + NPV)</b>		<b>40955.967</b>



## CHECK LIST FOR APO 2018-19

Status in respect of issues/ points contained in Check List for APO 2018-19 as per the Ad-hoc CAMPA letter No. 15-2(0)/2017-CAMPA, dated 21.02.2017

1. Check List Point No. 1 : Break up of the outlay in Annual Plan of Operation for 2018-19

Status : The break up of the outlay in APO 2018-19 is as under :

Part of APO 2018-19		Outlay (Rs. in lakh)
1	Brief History and past performance	
2	Compensatory/ Penal Compensatory Afforestation (CA/PCA)	
2.A	Completion and maintenance works under ongoing CA/PCA schemes	3025.765
2.B	New CA/PCA activities	7716.755
	<b>Sub-total</b>	<b>10742.520</b>
3	Net Present Value (NPV)	
3.A	Completion and maintenance under ongoing afforestation schemes	2071.171
3.B	New activities (plantation and other works)	28072.327
	<b>Sub-total</b>	<b>30143.498</b>
4	Compensatory Building Construction	69.949
	<b>Total</b>	<b>40955.967</b>

2. Check List Point No. 2 : *Whether the provision for Compensatory Afforestation is in line with the 5-year Action Plan. Further, (a) Please add, as Annexure, a copy of the 5-Year Action Plan together with date of its approval by the State Level Steering Committee; (b) Please indicate whether, beginning from the year 2014-15, there has been any departure from the provisions in the 5-Year Action Plan – either in physical or financial terms and, if so, indicate the year and extent of departure; (c) Please indicate year-wise CA undertaken during the year 2012-13 onwards.*

Status : (a) & (b) Preparation of Five-year Action Plan for clearing backlog of compensatory afforestation (CA/PCA) is in progress and will be completed soon. In fact the degraded forest areas identified for compensatory afforestation in case of several projects have been planted in the past prior to the constitution of Jharkhand CAMPA under other schemes and few have regenerated natural. The project-wise information in this regard is being collected along with proposal for alternative sites.

(c) Year-wise details of CA undertaken so far is as under :

FY	Non Forest Land (Ha)	Forest Land (Ha)	Total (Ha)	Linear Plantation (km)	Gabion Plantation (Nos.)
2009-10	0.000	0.000	0.000	49.00	0.00
2010-11	0.000	0.000	0.000	0.00	0.00
2011-12	6.500	5963.315	5969.815	0.00	0.00
2012-13	912.060	3725.090	4637.150	0.00	0.00

2013-14	0.000	2319.559	2319.559	0.00	0.00
2014-15	134.330	2870.54	3004.87	6.00	36000
2015-16	97.95	1507.62	1605.570	0.00	1000
2016-17	183.868	2988.407	3172.275	184.78	31254
2017-18	80.232	4501.600	4681.287	27.50	172520
Total	1414.924	23876.131	25291.071	212.280	243974

3. **Check List Point No. 3 :** *Whether the benchmark of 70% expenditure of past releases has been achieved. Please also mention that total balance of released CA funds at the end of the financial year and its size vis-à-vis the outlay in the APO for the current year.*

**Status :** Yes, the benchmark of 70% expenditure of past releases has been achieved. The requisite details for the period 2009-18 are as under :

1. Total Release by Ad hoc CAMPA	Rs. 115312.393 Lakh
2. Bank Interest accrued	Rs. 4588.446 Lakh
3. Total Availability (1+2)	Rs. 11990839 Lakh
4. Total Expenditure	Rs. 105467.315 Lakh
5. %age Exp. out of Sl. No. 4	87.96%
6. Balance remaining*	Rs.14433.524 Lakh
7. Outlay of APO 2018-19	Rs. 40955.967 Lakh

4. **Check List Point No. 4 :** *The dates on which Quarterly Progress Reports have been sent to the Ad-hoc CAMPA. In case the timeline of one month from the end of Quarter has not been adhered to, the reasons therefor.*

**Status :** The dates of submission of QPRs (FY 2017-18) are as under :-

- QPR-I : 30<sup>th</sup> October, 2017;  
QPR-II : 10<sup>th</sup> November, 2017;  
QPR-III : 19<sup>th</sup> January, 2018; and  
QPR-IV : 26<sup>th</sup> April, 2018

Delays have been due to rectification in QPRs of field formations before compilation at Hqrs. However, the field officers have been advised to take care of the same in future.

5. **Check List Point No. 5 :** *Whether project-wise and component-wise details of all remittances made to the State accounts maintained by Ad hoc CAMPA have been furnished and reconciled with the Ad hoc CAMPA. If not, the reasons therefor, together with the details of (a) the funds claimed to be remitted by the State but not reflected in Ad hoc CAMPA accounts; and (b) the funds appearing in the State CAMPA accounts but not identified by the State.*

**Status :** The project-wise and component-wise details of all remittances made to the State accounts maintained by Ad hoc CAMPA is in progress in the office of the State Nodal Officer, FC Act and will be completed soon.



The status of reconciliation of the amount sent to Ad hoc CAMPA is given below :-

Period	Amount remitted (Rs.)	Remarks
2006-07 to 2012-13	22,24,55,41,050	Reconciliation done except for a sum of Rs. 27,94,25,534 and Ad hoc CAMPA informed about the same. Reconciliation underway for the remaining sum.
2013-14	2,01,90,42,448	Reconciliation in progress.
Total	24,26,45,83,498	

6. **Check List Point No. 6 :** *Whether the accounts of the State CAMPA have been prepared in double entry format; whether their internal audit has been undertaken through a Chartered Accountant empanelled with the State AG; and whether Auditor's report has been forwarded to the State AG. The year up to which the process has been undertaken/ completed may be stated, with the reasons for backlog, if any.*

**Status :** State CAMPA accounts have so far been prepared in single entry format only and its preparation in double entry format has not yet started. Action is being taken to prepare the accounts in double entry format. The AG-empanelled Chartered Accountant has audited the accounts up to 2012-13. Action is being taken for audit of accounts of remaining years.

7. **Check List Point No. 7 :** *Performance in relation to e-Green Watch, with detailed reasons for the inaccurate and unascertainable polygons. Please also state whether (a) scrutiny at the State Hqrs. level is undertaken before the polygons are loaded on the e-Green Watch site; and (b) the response time for queries raised by the Forest Survey of India in respect of incorrect and unascertainable polygons; and (c) whether replies have been sent to Ad-hoc CAMPA letters dated 30<sup>th</sup> May 2016 and 20<sup>th</sup> February 2017.*

**Status :** The performance/ status of uploading of polygons on e-Green Watch Portal is enclosed. Since the predominantly aging frontline staff are very slow in learning the requisite skill, the progress is slow. However, it is picking up and the task will be completed at the earliest. Regional GIS Cells have been directed to ascertain the polygons before they are uploaded on the Portal.

8. **Check List Point No. 8 :** *Status of 3<sup>rd</sup> Party monitoring of CAMPA Projects.*

**Status :** An expression of Interest was invited for selection of agencies/ firms/ organisations/ institutions for carrying out monitoring and evaluation of works undertaken by State CAMPA. A total of eight agencies/ firms/ organisations/ institutions participated in the process, but none of them was found suitable by the designated committee for the job. In view of this, it was decided by the CAMPA Executive Committee to approach IIFM, Bhopal, Institute of Forest Productivity (IFP, ICFRE), Ranchi and Wildlife Institute of India (WII), Dehradun to carry out the concurrent monitoring and evaluation of the works done under Jharkhand CAMPA. There was positively. Under the circumstances, no decision could be taken. The above-mentioned leading national forestry/ wildlife sciences institutes were once again requested to reconsider our request for carrying out monitoring and evaluation of works undertaken by Jharkhand CAMPA.

Further, Ad-hoc CAMPA vide its letter no. 13-34/2016-CAMPA dated 19.12.2017 has informed about developing a framework for monitoring of all CAMPA works and selection of Agencies which may be deputed for this purpose.



9. Check List Point No. 9 : *Whether the replies to C&AG report have been finally accepted- in case of queries, whether these have been answered.*

Status : The response to the C&AG report has been sent to the Ad hoc CAMPA vide letter No. 530 dated 22.06.2015.

10. Check List Point No. 10 : *Whether the composition of the Steering Committee is in terms of the prescriptions laid down in the State CAMPA Guidelines, and whether departures are well accounted for. Please also state whether the NGO members are present in the meeting of the Steering Committee.*

Status : The composition of the Steering Committee is as per the State CAMPA Guidelines. Two NGO members on the Steering Committee have been nominated by the State Govt. and the date, time and place of every meeting shall be notified to them and they participate in the meeting.

11. Check List Point No. 11 : *Whether the data sought in relation to all diversion cases since year 1980, have been furnished.*

Status : Data pertaining to all diversion cases (since year 1980) have been compiled by the office of the State Nodal Officer (FC Act) and sent to the MoEF&CC, GoI. The MoEF&CC has referred it back for re-checking and confirmation. Accordingly, the said compiled data are being re-checked.

12. Check List Point No. 12 : *The total number of credits to the State CAMPA accounts since 15<sup>th</sup> Oct., 2015 and the number which have been undertaken otherwise than through e-portal. Steps taken to ensure that all credits are made through the e-portal.*

Status : The desired information is as under :-

1.	Total number of credits to the State CAMPA accounts since 15 <sup>th</sup> Oct., 2015	81
2.	Number which have been undertaken otherwise than through e-portal	56

The user agencies are being advised and encouraged to make credits through e-portal only.

### **Additional physical and financial targets for 2018-19**

There has been shortfall in achieving the targets of the plantation activities despite best efforts. The main reason for this is that there are many sites, which were identified for Compensatory Afforestation when the proposals were moved, have either been planted under other schemes or have fully regenerated over the period of time.

A separate list of such alternative sites is being prepared, which would be sent to Govt. of India for consideration. Meanwhile, a total of 347.440 ha area with a financial target of Rs. 329.203 lakh as an unachieved target is being taken up as an additional target during FY 2018-19.

# Jharkhand CAMPA

Table - I

Afforestation work from CAMPA Fund as per QPR as on 31st March

Financial Year	Compensatory Afforestation from CA fund						Other plantation from NPV fund				Total Afforestation from CAMPA fund	
	Block Plantation		Linear Plantation				Block Plantation		Linear Plantation			
	Ha	No. of Plants	Km	No. of Plants	Gabion	No. of Plants	Ha	No. of Plants	Gabion	No. of Plants	Ha	No. of Plants
1980-2006												
2006-2007												
2007-2008												
2008-2009												
2009-2010	---	---	---	---	---	---	---	---	---	---	0	0
2010-2011	---	---	49.000	9,800	---	---	---	---	---	---	49 km	9,800
2011-2012	5969.815	93,08,834	---	---	---	---	31852.00	1,09,06,340	---	---	37851.815 ha	2,02,15,234
2012-2013	4632.150	56,96,976	---	---	---	---	5576.35	55,18,399	---	---	8213.500 ha	1,12,15,375
2013-2014	2319.559	37,66,354	---	---	---	---	4624.48	77,04,384	---	---	6944.039 ha	1,14,30,738
2014-2015	3004.870	44,74,667	---	---	36000	36,000	5810.00	94,71,210	---	---	8814.870 ha + 36000 gab	1,39,81,877
2015-2016	1605.570	22,12,095	6.000	12,000	1000	1,000	6921.00	1,15,30,386	3200	3200	8526.570 ha + 6 km + 3200 gab	1,37,58,681
2016-2017	3172.275	41,50,945	184.780	3,69,560	31254	31,254	6624.00	1,04,83,734	1360	1360	9796.275 ha + 184.780 km + 32614 gab	1,50,36,853
2017-2018	4581.552	56,02,853	27.50	55,000	1,75,720	1,75,720	3491.50	49,48,363	---	---	8073.052 ha + 27.50 km + 175720 gab	1,06,98,674
Note >	1. Govt initiated release of Funds from Financial Year 2009-10 for execution of Compensatory & NPV works in Jharkhand State. 2. In FY 2010-11 only 1st Year Advance work was carried out under CA & NPV afforestation schemes except the Linear plantation where advance and completion were carried out in the same financial year.											



**Jharkhand CAMPA**  
**Financial Year-wise Financial Achievements of CAMPA fund**  
**Table – 2**

(Rs. In Lakh)

Amount spent as per QPR as on 31st March							Remarks
Financial Year	CA	NPV Plantation	WLMP	CAT	All others	Total	
1980-2006							
2006-2007							
2007-2008							
2008-2009							
2009-2010	---	---	---	---	---	---	
2010-2011	2334.331	4171.785	---	---	2686.904	9193.020	
2011-2012	2545.499	5015.955	---	---	3429.751	10991.205	
2012-2013	1817.741	3071.518	1931.012	---	1375.990	8196.261	
2013-2014	2093.765	3837.446	530.150	---	3245.752	9707.113	
2014-2015	2829.685	6136.504	954.036	---	7141.563	17061.788	
2015-2016	5143.305	6850.857	872.880	---	4222.089	17089.131	
2016-2017	8232.409	6009.280	561.124	---	4674.263	19477.077	
2017-2018	3570.450	3146.599	2167.023	---	4867.647	13751.713	



Government of Jharkhand  
Department of Forest, Environment and Climate Change

**JHARKHAND CAMPA**

**AGENDA NOTES**  
*for*  
**STEERING COMMITTEE MEETING**

Date : 11<sup>th</sup> June, 2018

Venue : Conference Room of  
Chief Secretary, Jharkhand,  
Ranchi

## CONTENTS

		Page No.
Agenda No. 1 :	Confirmation of the proceedings of the last meeting of Jharkhand CAMPA Steering Committee	1
Agenda No. 2 :	Perusal of certain actions/ decisions taken during FY 2017-18	1
Agenda No. 3 :	Approval of Annual Plan of Operation for FY 2018-19	2-3
Agenda No. 4 :	Proposal for incurring expenditure under ongoing plantation schemes during FY 2018-19 from out of funds available with Jharkhand CAMPA	4
Agenda No. 5 :	Approval of release of balance completion amount of linear bamboo gabion plantation of Dumka Forest Division	5
Agenda No. 6 :	Status in respect of issues/points for information of Ad-hoc CAMPA, Govt. of India	6
Agenda No. 7 :	Any other CAMPA matter with the permission of the Chair	6



## Agenda No. 1

### Confirmation of the proceedings of the last meeting of the Jharkhand CAMPA Steering Committee

The proceedings of the last meeting of the State CAMPA Steering Committee held on 29<sup>th</sup> May, 2017 are placed at Annexure-1.

Confirmation of the same by the Steering Committee is solicited.

## Agenda No. 2

### Perusal of certain actions/decisions taken during FY 2017-18

The Steering Committee of Jharkhand CAMPA in its meeting on 29.05.2017 had approved an APO of Rs. 370.10 crore for the year 2017-18 against which only Rs. 134.00 crore was released by Ad-hoc CAMPA, Govt. of India. The works enlisted in APO were, therefore, prioritized and executed from the available funds. Further, due to non-availability of all lands against the target of compensatory afforestation in the approved 2017-18 APO, following urgent works were taken up from the savings:

1. DGPS survey work of 7589 forest boundary pillars in seven Forest Divisions with a cost of Rs. 71.586 lakhs. The work of DGPS survey was taken up to create and regularly update GIS based decision support database, tentatively containing district-wise details of location and boundary of each plot of forest land, in compliance to the direction of Hon'ble Supreme Court order dated 06.07.2011 in WP 202/1995 and subsequent direction of MoEF&CC, Govt. of India. This aligns the work under CAMPA with the work under the Plan scheme where boundary pillar construction is undertaken along with DGPS survey.
2. The APO 2017-18 contained the approval of construction of 113 quarters for Forest Guards @ Rs. 10.00 lakh per quarter. However, a uniform design of a set of 4-quarters @ Rs. 37.341 lakh per set was adopted under the Plan scheme of the State Govt. in view to instil confidence and provide safety to frontline staff in the field that has witnessed absence of forest field staff for very long. Accordingly, Rs. 1259.60 lakhs as 50% cost of construction of 67 sets of 4-quarters was released, which entailed a saving of Rs. 66,475/- per quarter in view of the new design.

Perusal of the above decisions/ actions is solicited.

### Agenda No. 3

#### Proposal for approval of Annual Plan of Operations for FY 2018-19

The current year release by Ad-hoc CAMPA, Govt. of India to Jharkhand CAMPA will be approximately Rs.278.271 crore. In addition, the following unspent funds are available: (a) Rs. 100.00 crore received from Ad-hoc CAMPA (Govt. of India) on 31.03.2018, (b) Rs. 22.103 crore available with State CAMPA, and (c) Rs. 40.00 crore lying with different Forest Divisions/ Circles as per the Quarterly Progress Report ending March, 2018 including accrued interest available in the Bank account. Therefore, for FY 2018-19, likely availability of fund for various activities will be around Rs. 440.374 crore (Rs. 278.271+100.00+22.103+40.00). The implementation of various activities in the current APO will be restricted to actual release and sanction by Ad-hoc CAMPA, Govt. of India.

Against the possible availability of Rs. 440.374 crore, the Annual Plan of Operation (APO) for the year 2018-19, on the basis of detailed proposals received from the field offices that are in line with the guidelines issued by the Ad-hoc CAMPA from time to time, accumulate to only Rs. 40755.967 lakh (Rupees Four hundred seven crore fifty five lakh ninety six thousand and seven hundred only). Therefore, this APO of Rs. 40755.967 lakh is being put up for consideration and approval of the Steering Committee. Schemes for the remaining Rs. 32.814 crore are being prepared and would be put up to the Steering Committee in its next meeting, and after the approval of the Executive Committee.

As per Ad-hoc CAMPA letter no. 15-(0)/2018-CAMPA dated 10.04.2018, the APO has to conform to the draft Compensatory Afforestation Fund (CAF) Rules, 2018. Accordingly, the prescribed Forms and guidelines have been kept in mind while preparing this 2018-19 APO.

The main aims and objectives of CAMPA are not only of compensating the loss of flow of forest products and ecosystem services from forest lands diverted to non-forestry use through raising compensatory afforestation, but also to alleviate the resultant biotic and abiotic pressure that shifts to the remaining forests. This could be achieved by improving the quality of those forests both by direct intervention and by building capacity of all sections of stakeholders including for increased people's stake in conservation and development of forests. The proposed APO kept these principles in sharp focus.

The proposed APO 2018-19 is placed at Annexure-2. It consists of three parts : Part-1 contains brief history and past performance; Part-2 contains site – specific activities, both ongoing and new ones, pertaining to Compensatory Afforestation/ Penal Compensatory Afforestation (CA/ PCA) and compliance of



other conditions imposed by Govt. of India while according forest clearance under FC Act; Part-3 contains activities, both ongoing and new ones, as permissible under Net Present Value (NPV). Part-4 contains construction of Building in lieu of building damaged due to NHAI project widening in Hazaribag.

A summary of Part-wise outlay is given below :-

Part of APO 2018-19		Outlay (Rs. in lakh)
1	Brief History and past performance	
2	Compensatory/ Penal Compensatory Afforestation (CA/PCA)	
2.A	Completion and maintenance works under ongoing CA/PCA schemes	3025.765
2.B	New CA/PCA activities	7716.755
	Sub Total	10742.520
3	Net Present Value (NPV)	
3.A	Completion and maintenance under ongoing afforestation schemes	2071.171
3.B	New activities (plantation and other works)	27872.327
	Sub Total	29943.498
4	Compensatory Building Construction	69.949
	Total	40755.967

Sub Part-2.A and Part-3.A pertain to ongoing schemes, as such the expenditure proposed under them are committed expenditure and funds for the same are to be released to field officers immediately. Rest of the works are subject to approval as well as release by Ad-hoc CAMPA.

The APO contains detailed physical and financial targets proposed under different categories, major works under Compensatory Afforestation/Penal Compensatory Afforestation components; building vital linkage between forests and nutrition, health and livelihood security of the local population through high quality survey and research; strengthening and modernizing the hitherto weak and deficient Forest Land Record Map and Database System for efficient forest land protection; enabling JFM institutions for effective management by initiating and scaling-up village-level micro-planning; taking up forest mosaic landscape development to improve the flow of forest ecosystem services etc.

It carries the recommendation of the Executive Committee.

Approval of the Steering Committee is solicited on the Jharkhand CAMPA APO 2018-19 with an outlay of Rs. 40755.967 lakh.

.....



#### Agenda No. 4

Proposal for incurring expenditure against the works of completion and maintenance under ongoing plantation schemes during the current FY 2018-19 from out of funds available with Jharkhand CAMPA

The plantation activities are season/ time-bound which are to be carried out/ completed in time. Seedlings/ plantlings raised in on-site temporary nurseries for planting during 2018 rains have to be maintained continuously till planting which, again, is to be carried out during rains, besides continuous protection, timely hoeing-weeding, etc. Second year and onward plantation works and maintenance of permanent nurseries are of the nature of committed liabilities. These are labour intensive operations and the labourers engaged are required to be paid their wages in time.

Therefore, It is proposed to incur expenditure against the completion and maintenance works of ongoing plantation schemes as well as maintenance of permanent nurseries during the current financial year from out of balance of fund available with Jharkhand CAMPA.

It carries the recommendation of the Executive Committee.

Approval of the Steering Committee is solicited on the proposal.

.....

## Agenda No. 5

### Approval of release of balance completion amount of linear bamboo gabion plantation of Dumka Forest Division

Three proposals of diversion of 114.219 ha forest land were approved by Govt. of India for construction of railway lines under Dumka Forest Division during the year 2005, 2006 and 2009. This involved compensatory afforestation of 87.833 km linear plantation with Bamboo Split Fencing (4 Year scheme) and Wooden Post with barbed wire Fencing (7 Year scheme).

During the year 2015-16, the proposal of linear plantation was submitted by Dumka Forest Division, but due to a very large difference between the rate of wooden post received through tender and its rate prescribed in the scheme, these schemes could not be executed.

Thereafter, during the year 2016-17, the scheme submitted by the Dumka Forest Division for advance work for 1,75,666 gabions at the rate of 2,000 plants per km, was approved by the Govt. of India and an amount of Rs. 1453.793 lakhs was released.

The completion of the above plantation was to be undertaken during the year 2017-18, for which Rs. 720.631 lakh was required as per the Schedule of Rate. However, only Rs. 122.821 lakh was proposed and approved inadvertently as the Schedule of Rate of another ongoing scheme of linear roadside plantation in the Dumka Division was considered. As the advance work of the said 1,75,666 plants was undertaken under the gabion model, the completion of the said plantation had to be undertaken under the gabion model only. The shortfall in allocation was Rs. 597.810 lakh. This is now required for pending payment of the completed work.

Taking note of the essentiality certificate submitted by the field officers and Third Party Evaluation of the work that confirms satisfactory execution of work and survival percentage, the proposal to release the balance amount of Rs. 597.810 lakh towards completion of linear bamboo gabion plantation (1,73,666 gabions over 86.333 km railway side land) of Dumka Forest Division, which could not inadvertently be included in the APO of 2017-18 in full, was recommended by the Executive Committee for post-facto approval by the Steering Committee of Jharkhand CAMPA.

Approval of the Steering Committee is solicited on the proposal.

## Agenda No. 6

### Status in respect of issues/points for information of Ad-hoc CAMPA, Govt. of India

State CAMPA has been asked by the Ad-hoc CAMPA (MoEF&CC, Govt. of India) to provide information/ status, duly signed by State Authorities, on 12 points as given in Annexure-B of their letter No. 15-2(0)/2017-CAMPA, dated 21.02.2017. The item-wise information/ status/ compliance is placed at Annexure:3 of the APO 2018-19. The status of additional targets is placed at Annexure:4. Further, the information sought by the MoEF&CC vide its letter dated 12.12.2017 about annual physical and financial achievements from CAMPA funds is placed at Annexure:5. The Executive Committee has been apprised of the same.

The Steering Committee may like to peruse the item-wise status for being forwarded along with APO 2018-19 to the Ad-hoc CAMPA.

---

## Agenda No. 7


*(Any other CAMPA matter with the permission of the Chair)*



## **ANNEXURES**

Proceedings of the meeting of the State Level Steering Committee of Jharkhand CAMPA held on 29<sup>th</sup> May, 2017 under the chairpersonship of the Chief Secretary, Govt. of Jharkhand.

1. A meeting of the State Level Steering Committee of Jharkhand CAMPA was held on 29<sup>th</sup> May, 2017 under the chairpersonship of the Chief Secretary, Jharkhand.
2. List of participants is enclosed (Annexure-I).
3. The agenda items were taken up for discussion and following decisions were taken :-
  - a) **Agenda No. 1** : The proceedings of the last meeting of the State Level Steering Committee held on 15<sup>th</sup> June, 2016 were confirmed.
  - b) **Agenda No. 2** : *Ex post facto* approval was accorded for the following :-
    - i. Prioritisation of works for execution from the approved APO 2016-17 due to paucity/ inadequate availability of funds as only Rs. 149.00 Crore was released by Ad hoc CAMPA against the requirement of Rs. 327.463 Crore;
    - ii. Expenditure of a total amount of Rs. 330.470 lakh for special repair of Madhuban-Parasnath-Shikharji Forest Road (Estimated Amount as per Technical Sanction for 15 Km stretch - Rs. 369.927 lakh; Provision in APO 2016-17 - Rs. 300.00 lakh);
    - iii. Expenditure of Rs. 23.114 lakh for clearing the liabilities towards remuneration of Homeguards engaged for forest protection in view of paucity of frontline staff in Lohardaga Forest Division and Hazaribag Wildlife Division.
    - iv. Expenditure of a total amount of Rs. 22.750 lakh for maintenance of four Permanent Nurseries (Total Area 3.50 Ha, three nurseries with a total area of 2.50 Ha in Deoghar Forest Division and one nursery of 1.00 Ha in Kolhan Forest Division) which could not be included in the APO 2016-17 due to compilation/ typing errors;
    - v. Expenditure of Rs. 11.50 lakh in FY 2016-17 for completion of construction work of residential buildings for frontline staff, one each for Range Officer and Forest Guard and two for Forester in Jamtara Forest Division, which could not be completed in FY 2015-16; and
    - vi. Inclusion of Dumka Forest Division under the Forest Boundary Pillar (BP) Construction works for construction of 3157 BPs and enhancement of target in Medininagar Forest Division from 700 to 2700 BPs as a follow up to the DGPS survey, within the limits under APO 2016-17.
  - c) **Agenda No. 3** : The State CAMPA APO 2017-18 with a proposed outlay of ₹37307.486 lakh was taken up for discussion and was approved with following amendments :-











1. In view of the rising demand for Quality Planting Materials, additional 14.00 Ha of Permanent Nurseries, i.e., a total of 15.00 Ha of new Permanent Nurseries will be created (Estimated Year-1 cost of Rs. 225.00 lakh). Division-wise allocation of the work of creation of Permanent Nurseries will be on the basis of long-term need and will be finalised by the Principal Chief Conservator of Forests & Hoff, Jharkhand. Further, "Infrastructure Development/ Strengthening in Permanent Nursery" should be grouped under "NPV - Natural Forest Management (New Works)".
2. The work of Natural Regeneration, Silvicultural Operations & SMC will be so re-distributed that the areas offering higher promise for regeneration are adequately attended.
3. Construction of Water Harvesting Structures/ Check Dams will be combined with SMC works in their catchment areas and they should converge as far as possible with Watershed Development Projects under IWMP in order to reduce run off speed and volume. For SMC works, an additional provision of Rs. 900.00 lakh be made which will be released on the basis of the requirement communicated by the State Rural Development Department specifying watershed and its intervention area, subject to a ceiling of Rs. 30.00 lakh per Forest Division (Territorial and Wildlife Division).
4. As regards the repair/ maintenance of buildings of Frontline Staff (FLS), only those buildings which are under occupation/ use will be taken up for repair/ maintenance as per Building Department norms.
5. New building construction for FLS in Forest Divisions will be taken up only after assessment of actual requirement for such buildings and accordingly fund will be released. For Range Officers of Forest, only Office-cum-Residential buildings will be taken up for construction.
6. Under Forest Road Repair, the work of need-based special repair of Forest Roads will also be taken up.
7. Allocation of vehicles for Ranges/ FLS will be need-based and will be finalised at the level of the State Govt. in the Department of Forest, Environment & Climate Change. Four Gypsies will be earmarked for Palamau Tiger Reserve.
8. In view of the actual expenditure during last three years, the proposed outlay for "Anti-depredation Measure" under Head "Biodiversity Conservation & Anti-depredation Measures" (NPV Component) will be reduced to ₹1000.00 Lakh. The Principal Chief Conservator of Forests, Wildlife & Chief Wildlife Warden, Jharkhand will draw realistic plan based on anti-depredation needs of Territorial and Wildlife Divisions and funds therefor will be released accordingly.

*Palamau*

*[Signature]*

*[Signature]*

*[Signature]*

*[Signature]*



9. Forest land recently freed from encroachment in Tamulia under Saraikela Forest Division will be taken up for plantation within its overall new afforestation target under NPV Component by that Forest Division.

The abstract of the APO 2017-18 (Rs. 37010.350 lakh) as approved by the Steering Committee is enclosed as Annexure-II.

- d) Agenda No. 4 : The proposal to incur expenditure from out of funds available with Jharkhand CAMPA, against completion and maintenance works under ongoing afforestation schemes was approved.
- e) Agenda No. 6 : The status in respect of the 12 points contained in Check List which is required to accompany APO 2017-18 as per Ad hoc CAMPA letter No. 15-2(0)/2017-CAMPA, dated 21.02.2017 was noted. The Conservator of Forests (Central), MoEF&CC, East-Central Region, Ranchi emphasised for earliest compliance on these points. The chairperson also directed for the same. It was also decided to enclose a copy of the Status Report on Check List Points along with the proceedings of the meeting (Annexure-III).

The meeting ended with a vote of thanks to the chair.



(R.R. Hembrom)  
Principal Chief Conservator of  
Forests & HoFF, Jharkhand



(Sukhdeo Singh)  
Principal Secretary  
Dept. of Forest, Env't. & Climate  
Change, Govt. of Jharkhand



(Smt. Rajbala Verma)  
Chief Secretary  
Govt. of Jharkhand



29.5.17

(Dr. A.K. Mandal)  
Representing :  
Secretary, RK Mission  
Ranchi



29.5.17

(K.K. Tiwari, CF)  
Representing :  
Addl. Principal Chief Conservator of  
Forests (Central), MoEF&CC, GoI  
East-Central Region, Ranchi



(L.R. Singh)  
Principal Chief Conservator of Forests,  
Wildlife & Chief Wildlife Warden,  
Jharkhand



29.05.17

(A.K. Pandey)  
Addl. Principal Chief Conservator of  
Forests, CAMPA, Jharkhand



(M. Kindo)  
Representing Secretary,  
PRADAN, Ranchi

List of participants in the meeting of the State Level Steering Committee of Jharkhand CAMPA held on 29<sup>th</sup> May, 2017

1. Smt. Rajbala Verma, Chief Secretary, Jharkhand (Chairperson);
2. Shri Sukhdeo Singh, Principal Secretary, Department of Forest, Environment & Climate Change, Govt. of Jharkhand;
3. Shri R.R. Hembrom, Principal Chief Conservator of Forests & HoFF, Jharkhand;
4. Shri L.R. Singh, Principal Chief Conservator of Forests, Wildlife & Chief Wildlife Warden, Jharkhand;
5. Shri K.K. Tiwari, Conservator of Forests (Central), Ministry of Environment, Forests & Climate Change, Govt. of India, East-Central Region, Ranchi;
6. Dr. A.K. Mandal, Representative of Ram Krishna Mission, Ranchi (NGO Member);
7. Shri Manoj Kindo, Representative of PRADAN, Ranchi (NGO Member); and
8. Shri A.K. Pandey, Addl. Principal Chief Conservator of Forests, CAMPA, Jharkhand, Ranchi (Member Secretary).

.....

A.K. Pandey  
29.05.17

दिनांक 29.05.2017 को मुख्य सचिव, झारखण्ड की अध्यक्षता में आयोजित झारखण्ड कैम्पा परिचालन समिति (Jharkhand CAMPA Steering Committee) की बैठक

उपस्थिति पत्र

क्र०सं०	पदाधिकारी/सदस्यगण का पदनाम	हस्ताक्षर
1	मुख्य सचिव, झारखण्ड सरकार, राँची।	अध्यक्ष
2	प्रधान सचिव, वित्त एवं योजना विभाग, झारखण्ड, राँची।	सदस्य
3	प्रधान सचिव, वन, पर्यावरण एवं जलवायु परिवर्तन विभाग, झारखण्ड, राँची।	सदस्य
4	प्रधान मुख्य वन संरक्षक, झारखण्ड, राँची।	सदस्य
5	प्रधान मुख्य वन संरक्षक, वन्यप्राणी एवं मुख्य वन्यप्राणी प्रतिपालक, झारखण्ड, राँची।	सदस्य
6	प्रधान मुख्य वन संरक्षक-सह- कार्यकारी निदेशक, बंजर भूमि विकास बोर्ड, झारखण्ड, राँची।	सदस्य
7	अपर प्रधान मुख्य वन संरक्षक (केन्द्रीय), पर्यावरण, वन एवं जलवायु परिवर्तन मंत्रालय, भारत सरकार, क्षेत्रीय कार्यालय (पूर्व-केन्द्रीय), श्यामली कॉलोनी, डोरण्डा, राँची।	सदस्य
8	सचिव, रामकृष्ण मिशन आश्रम, मोराहाबादी, राँची।	सदस्य
9	सचिव, प्रदान, अशोकनगर, नियर गेट नं०-06, रोड नं०- 05 राँची।	सदस्य
10	अपर प्रधान मुख्य वन संरक्षक, कैम्पा, झारखण्ड, राँची।	सदस्य-सचिव



**Jharkhand CAMPA**  
**Annual Plan of Operation for FY 2017-18**  
**(Rs. 37010.350 lakh)**

*(As recommended by the State CAMPA Steering Committee in its meeting held on 29th May, 2017)*

**ABSTRACT**

(Rs. in lakh)

Sl. No.	Activities	Work	Unit	APO Proposal	
				Physical	Financial
i	ii	iii	iv	v	vi
<b>I. Compensatory Afforestation (CA)/ Penal CA/ Additional CA / Condition Compliance (Rs. 8295.259 lakh)</b>					
<b>A</b>	<b>Completion/ Maintenance work under ongoing Plantation Works</b>				
1	Block Plantation	Completion (year-2)	(ha)	4737.359	1031.753
2	Linear Plantation	Completion (year-2)	(km)	114.333	158.123
			(Gab)	2054	8.493
3	Block Plantation	Maintenance Year-3	(ha)	3212.465	368.568
4	Linear Plantation	Maintenance Year-3	(km)	184.780	100.018
			(Gab)	31254	104.388
5	Block Plantation	Maintenance Year-4	(ha)	1605.570	158.935
6	Linear Plantation	Maintenance Year-4	(km)	6.000	1.348
			(Gab)	1000	3.340
7	Block Plantation	Maintenance Year-5	(ha)	3004.870	260.220
8	Linear Plantation	Maintenance Year-5	(Gab)	36000	63.000
9	Block Plantation	Maintenance Year-6	(ha)	2319.559	41.136
		Maintenance Year-7	(ha)	4637.150	99.061
	<b>Sub-Total</b>				<b>2398.383</b>
<b>B</b>	<b>New Plantation Works</b>				
10	Block Plantation (CA - Double Degraded Category; Forest Land)	Advance work	(ha)	2720.997	2234.210
11	Block Plantation (CA - Non Forest Land)	Advance work	(ha)	415.800	445.807
12	Block Plantation (Condition Compliance; Forest Land)	Advance work	(ha)	500.000	282.172
13	Linear Plantation	Advance work	(km)	42.287	331.850
			(Gab)	1500	12.818
14	Block Plantation (PCA; Forest Land)	Advance work	(ha)	2541.558	2590.019
	<b>Sub Total</b>				<b>5896.876</b>
	<b>Total of CA/PCA Works (I)</b>				<b>8295.259</b>
<b>II. NPV Component (Rs. 28794.937 lakh)</b>					
<b>NPV - Core Activities (not &lt; 70%)</b>					
<b>Natural Forest Management</b>					
<b>A</b>	<b>Completion &amp; Maintenance of ongoing plantation works</b>				
1	Block Plantation	Completion (Year-2)	(ha)	3691.500	905.223
2	Block Plantation	Maintenance Year-3	(ha)	6624.000	823.103
3	Block Plantation	Maintenance Year-4	(ha)	6921.000	751.080
4	Permanent Nurseries - Maintenance	Annual Maintenance	(ha)	94.250	741.086
5	Silviculture, Natural Regeneration & SMC	Year-2 work	(ha)	700.000	18.193
	<b>Sub-Total (II.A)</b>				<b>3238.687</b>
<b>B</b>	<b>Natural Forest Management (New Plantation and Other Works)</b>				
6	Afforestation & Soil Conservation	Advance work	(ha)	6304.000	5186.775
7	Silviculture, Natural Regeneration & SMC (Revised details enclosed as Annexure-II.A)	Year-1 work	(ha)	3100.000	1795.525
8	Permanent Nurseries - Creation	New creation	(ha)	15.000	225.000
9	Infrastructure in Permanent Nurseries	Development & Strengthening	(nos.)		100.000
10	Water Harvesting Structure - Check Dams/ Earthen Water Harvesting Structures (WHS)	New constructions	(nos.)	350	2100.000
		SMC work (Convergence with RWP)		15	900.000
	<b>Sub-Total (II.B)</b>				<b>10307.300</b>

<b>C Forest Protection</b>					
<b>Building Repair</b>					
11	Frontline staff quarters	Normal repair	(nos.)	867	356,900
12	Barrack	Normal repair	(nos.)	6	7,200
13	Hazat	Normal repair	(nos.)	21	4,710
14	Check Naka	Normal repair	(nos.)	43	13,650
15	Ri Hut	Normal repair	(nos.)	11	6,900
<b>Sub Total</b>					<b>389,360</b>
<b>Building Construction</b>					
16	Frontline staff quarters	New construction	(nos.)	240	3,605,000
17	Barrack	New construction	(nos.)	36	479,000
18	Hazat	New construction	(nos.)	25	135,500
19	Check Naka	New construction	(nos.)	18	124,000
20	Drinking Water Facilities for Fl. Staff	New Creation	(nos.)	8	62,200
<b>Sub Total</b>					<b>4,405,700</b>
<b>Other Protection-related Works</b>					
21	Forest Roads Repair (incl. Special Repair)	Normal repair	(km)	3146.28	553,748
22	Causeway	New construction	(nos.)	129	722,000
23	Forest Boundary Pillars (Pucca)	New construction	(nos.)	62232	2292,012
24	Fencing of State Forest Training Institutes	New construction	(nos.)	2	68,953
25	Vehicles for Frontline Staff	Purchase	(nos.)	81	648,000
26	Tree Transplanter & Water Tanker	Purchase	(nos.)	1,000	400,000
27	Improved Cook Stove & Solar Lantern	Procurement & Distribution	(nos.)	3640	218,400
<b>Sub Total</b>					<b>4,903,113</b>
<b>Sub-Total (II.C)</b>					<b>9,698,173</b>
<b>D Working Plan related scheme</b>					
28	Digitisation of Cadastral Sheets	Digitisation	(nos.)	1162	30,500
29	GIS Cells	Maintenance & Strengthening	(nos.)	6	84,695
<b>Sub-Total (II.D)</b>					<b>115,195</b>
<b>E Bio-diversity Conservation &amp; Anti-depredation measures</b>					
30	NP/WL Sanctuary/Elephant Habitat	Development			2137,135
31	Anti-depredation measures	Minimising conflict			1000,000
<b>Sub-Total (II.E)</b>					<b>3137,135</b>
<b>Total of NPV - Core Activities</b>					<b>26,496,491</b>
<b>Research Activities (upto 5%)</b>					
<b>F Research Activities</b>					
32	Study of Plant Diversity & Market Potential of Plant Products for Economic Upliftment of Native Tribal Population in West Singhbhum District (3-year study)	Year-1 works			14,250
<b>Total of NPV - Research, etc.</b>					<b>14,250</b>
<b>Communication/ ICT &amp; Capacity Building (upto 10%)</b>					
<b>G Information Technology &amp; Communication</b>					
33	i. Maintenance of 10 Mbps connectivity in Van Bhawan, Ranchi ii. Maintenance & Strengthening of Cable Net Connectivity Network in Van Bhawan, Ranchi iii. Development of infrastructure for Video Conferencing iv. Establishment/ Strengthening of IT Cell in PCCF Office				100,000
<b>Sub-Total (II.G)</b>					<b>100,000</b>
<b>H Training, Consultancy and Capacity Building</b>					
34	Training, Consultancy and Capacity Building				100,000
<b>Sub-Total (II.H)</b>					<b>100,000</b>
<b>Total of NPV - ICT, Capacity Bldg. etc.</b>					<b>200,000</b>
<b>Others (Incl. Dissuaded Activities) (not &gt; 15 %)</b>					
<b>I Awareness Generation, Promoting Voluntary Movement/ Study Tour for youths/students for supporting Forest conservation activities</b>					
35	Awareness Generation, Promoting Voluntary Movement / Study Tour of youths/students for supporting conservation activities				50,000
<b>Sub-Total (II.I)</b>					<b>50,000</b>

92.58% of NPV Comp.

0.05% of NPV Comp.

0.70% of NPV Comp.

A. Pandey



J	<b>Monitoring and evaluation</b>				
36	i. Audit of CAMPA by Accountant General;				200.000
	ii. Internal audit of CAMPA;				
	iii. MIS Cell for e-green watch updation;				
	iv. Independent evaluation of works under CAMPA;				
	v. Meeting/workshops and seminars;				
	vi. Man power for data compilation (FL released/NFL received/NPV/CA/ other amounts realised, etc.);				
	vii. Technical support officer and Accounts officer.				
	<b>Sub-Total (II.J)</b>				<b>200.000</b>
K	<b>Other Activities (including dissuaded activities)</b>				
37	Deployment of Home Guards			650	1008.313
38	Providing POL for patrolling			130	156.000
39	Wages of drivers on contract basis			130	137.654
40	Wages of Data Entry Operators (For Forest			189	200.128
41 (i)	Linear Gabion Pl. in High Court campus	Maintenance Year-3	(Gab)	1360	4.463
41 (ii)	Linear Gabion Pl. in High Court campus	Maintenance Year-4	(Gab)	3200	10.502
42	Office & Field equipments and Travel expenses of	Purchase & Reimbursement			20.000
	<b>Total (II.K)</b>				<b>1537.060</b>
	<b>Total of NPV - Other Activities (II.J &amp; II.K)</b>				<b>1787.060</b>
	<b>Total of NPV New Activities (II.B to II.K)</b>				<b>25259.114</b>
	<b>Total of NPV Activities (II)</b>				<b>28497.801</b>

6.77% of NPV Comp.

<b>III. Compensatory Building Construction in lieu of Damaged Forest Buildings in Hazaribag in NH-33 Widening</b>					
1	Construction of Officer's Residence, Frontline Staff Residential Buildings, Boundary wall etc.		(nos.)		217.290
					217.290
					32603.50

*Jha Pandey*  
28.05.17

Add. PCCF. CAMPA  
Jharkhand, Ranchi



## CHECK LIST FOR APO 2016-17

Status in respect of issues/ points contained in Check List for APO 2016-17 as per the Ad hoc CAMPA letter No. 15-2(0)/2017-CAMPA, dated 21.02.2017

## 1. Check List Point No. 1 : Break up of the outlay in Annual Plan of Operation for 2017-18

Status : The break up of the outlay in APO 2017-18 is as under :

Sl. No.	Head	Outlay	%age
A	CA/ PCA/ ACA	8512.549	23% of total outlay
	Compensatory Afforestation	8295.259	
	Compensatory Building construction	217.290	
B	Net Present Value	28497.801	77% of total outlay
1	Core Activities*	26496.491	92.98% of NPV
2	Need Based Research*	14.250	0.05% of NPV
3	Communication/ ICT & Capacity Building*	200.000	0.70% of NPV
4	Others incl. Impermissible activities*	1787.060	6.27% of NPV
	<b>Total of (A+B)</b>	<b>37010.350</b>	<b>100.00%</b>
	Catchment Area Treatment	0.000	0.00% of total outlay
	Wildlife conservation	3137.135	8.48% of total outlay
	Others (Monitoring & evaluation)	200.000	0.54% of total outlay

2. Check List Point No. 2 : Whether the provision for Compensatory Afforestation is in line with the 5-year Action Plan. Further, (a) Please add, as Annexure, a copy of the 5-Year Action Plan together with date of its approval by the State Level Steering Committee; (b) Please indicate whether, beginning from the year 2014-15, there has been any departure from the provisions in the 5-Year Action Plan – either in physical or financial terms and and, if so, indicate the year and extent of departure; (c) Please indicate year-wise CA undertaken during the year 2012-13 onwards.

Status : (a) & (b) Preparation of Five-year Action Plan for clearing backlog of compensatory afforestation (CA/PCA) is in progress and will be completed soon. In fact the degraded forest areas identified for compensatory afforestation in case of several projects have been planted in the past prior to the constitution of Jharkhand CAMPA under other schemes and few have regenerated naturally. The project-wise information in this regard is being collected along with proposal for alternative sites.

(c) The details regarding the stipulated compensatory afforestation (upto FY 2014-15), achievements so far against the same and balance afforestation to be done are given below :

Compensatory Afforestation Stipulated (Ha)			Compensatory Afforestation accomplished (Ha)			Compensatory Afforestation to be done (Ha)		
Non-forest land	Degraded forest land	Total	Non-forest land	Degraded forest land	Total	Non-forest land	Degraded forest land	Total
3364.168	44420.316	47784.504	1334.708	19414.721	20749.429	2029.480	25005.595	27035.075

*H. Pandey*

Under APO 2017-18, it is proposed to carry out advance work for compensatory afforestation in 6178.355 ha and completion/ creation work during 2017 rains in 4737.359 ha. Thus, by the end of 2017-18, together with 20749.429 ha of CA/ PCA carried out so far, a total of 31665.143 ha of CA/ PCA would be taken up leaving a balance of 16119.361 ha to be taken up in future at 2014-15 level of CA/ PCA of 47784.504 ha.

Year-wise details of CA undertaken so far is as under :

FY	Achievements (ha)		
	NFL	DFL	Total
2009-10	0.000	0.000	0.000
2010-11	0.000	0.000	0.000
2011-12	6.500	5963.315	5969.815
2012-13	912.060	3725.090	4637.150
2013-14	0.000	2319.559	2319.559
2014-15	134.330	2870.540	3004.870
2015-16	97.950	1507.620	1605.570
2016-17	183.868	3028.597	3212.465
<b>Total</b>	<b>1334.708</b>	<b>19414.721</b>	<b>20749.429</b>

3. Check List Point No. 3 : Whether the benchmark of 70% expenditure of past releases has been achieved. Please also mention that total balance of released CA funds at the end of the financial year and its size vis-à-vis the outlay in the APO for the current year.

Status : Yes, the benchmark of 70% expenditure of past releases has been achieved. The requisite details for the period 2009-16 are as under :

1. Total Release by Ad hoc CAMPA	Rs. 91912.393 Lakh
2. Bank Interest accrued	Rs. 4035.994 Lakh
3. Total Availability (1+2)	Rs. 95948.387 Lakh
4. Total Expenditure*	Rs. 94066.542 Lakh
5. %age Exp. out of Sl. No. 4*	98%
6. Balance remaining*	Rs. 1881.845 Lakh
7. Outlay of APO 2016-17	Rs. 37307.486 Lakh

\* Figures may vary as the Annual Accounts (2016-17) are being compiled.

4. Check List Point No. 4 : The dates on which Quarterly Progress Reports have been sent to the Ad hoc CAMPA. In case the timeline of one month from the end of Quarter has not been adhered to, the reasons therefor.

Status : The dates of submission of QPRs (FY 2016-17) are as under :-

- QPR-I : 19<sup>th</sup> September, 2016;  
 QPR-II : 04<sup>th</sup> January, 2017; and  
 QPR-III : 18<sup>th</sup> February, 2017; and  
 QPR-IV : 16<sup>th</sup> May, 2017

*Apalandy*



Delays have been due to rectification in QPRs of field formations before compilation at Hqrs. However, they have been advised to take care of the same in future.

5. Check List Point No. 5 : *Whether project-wise and component-wise details of all remittances made to the State accounts maintained by Ad hoc CAMPA have been furnished and reconciled with the Ad hoc CAMPA. If not, the reasons therefor, together with the details of (a) the funds claimed to be remitted by the State but not reflected in Ad hoc CAMPA accounts; and (b) the funds appearing in the State CAMPA accounts but not identified by the State.*

Status : The project-wise and component-wise details of all remittances made to the State accounts maintained by Ad hoc CAMPA is in progress in the office of the State Nodal Officer, FC Act and will be completed soon.

As regards the status of reconciliation of the amount sent to Ad hoc CAMPA is given below :-

Period	Amount remitted (Rs.)	Remarks
2006-07 to 2012-13	22,24,55,41,050	Reconciliation done except for a sum of Rs. 27,94,25,534 and Ad hoc CAMPA informed about the same. Reconciliation is underway for the remaining sum.
2013-14	2,01,90,42,448	Reconciliation in progress.
Total	24,26,45,83,498 Or 2426,45.835 lakh	

6. Check List Point No. 6 : *Whether the accounts of the State CAMPA have been prepared in double entry format; whether their internal audit has been undertaken through a Chartered Accountant empanelled with the State AG; and whether Auditor's report has been forwarded to the State AG. The year up to which the process has been undertaken/ completed may be stated, with the reasons for backlog, if any.*

Status : State CAMPA accounts have so far been prepared in single entry format only and its preparation in double entry format has not yet started. Action is being taken for selection of Chartered Accountant for preparation of CAMPA accounts in double entry format. Further, the AG-empanelled Chartered Accountant has audited the accounts up to 2012-13. Action is being taken for audit of accounts of remaining years.

7. Check List Point No. 7 : *Performance in relation to e-Green Watch, with detailed reasons for the inaccurate and unascertainable polygons. Please also state whether (a) scrutiny at the State Hqrs. level is undertaken before the polygons are loaded on the e-Green Watch site; (b) the response time for queries raised by the Forest Survey of India in respect of incorrect and unascertainable polygons; and (c) whether replies have been sent to the Ad hoc CAMPA letters dated 30<sup>th</sup> May 2016, 16<sup>th</sup> September 2016 and 20<sup>th</sup> February 2017.*

*Handwritten signature*



**Status :** The performance/ status of uploading of polygons on e-Green Watch Portal is enclosed as Annexure-III.A. Since the predominantly aging frontline staff are very slow in learning the requisite skill, the progress is slow. However, it is picking up and the task will be completed at the earliest. Regional GIS Cells have been directed to ascertain the polygons before they are uploaded on the Portal.

8. **Check List Point No. 8 : Status of 3<sup>rd</sup> Party monitoring of CAMPA Projects.**

**Status :** An expression of Interest was invited for selection of agencies/ firms/ organisations/ institutions for carrying out monitoring and evaluation of works undertaken by State CAMPA. A total of eight agencies/ firms/ organisations/ institutions participated in the process, but none of them was found suitable by the designated committee for the job. In view of this, it was decided in the Executive Committee meeting held on 17<sup>th</sup> April, 2015 to approach IIFM, Bhopal, Institute of Forest Productivity (IFP, ICFRE), Ranchi and Wildlife Institute of India (WII), Dehradun to carry out the concurrent monitoring and evaluation of the works done under Jharkhand CAMPA. There has been no response from IIFM whereas WII has expressed its inability. Only IFP could respond positively. Under the circumstances, no decision could be taken.

Further, IIFM is in the process of bringing out a technical manual for selection of evaluators for afforestation which will make the process easy and uniform.

Meanwhile, the above-mentioned leading national forestry/ wildlife sciences institutes have once again been requested to reconsider our request for carrying out monitoring and evaluation of works undertaken by Jharkhand CAMPA.

9. **Check List Point No. 9 : Whether the revised replies to C&AG Report have been finally accepted - in case of queries, whether these have been answered..**

**Status :** The response to the C&AG report has been sent to the Ad hoc CAMPA vide letter No. 530 dated 22.06.2015.

10. **Check List Point No. 10 : Whether the composition of the Steering Committee is in terms of the prescriptions laid down in the State CAMPA Guidelines, and whether departures are well accounted for. Please also state whether the NGO members are present in the meeting of the Steering Committee.**

**Status :** The composition of the Steering Committee is as per the State CAMPA Guidelines. Two NGO members on the Steering Committee have been nominated by the State Govt. and the date, time and place of every meeting is notified to them and they participate in the meeting.

11. **Check List Point No. 11 : Whether the data sought in relation to all diversion cases since year 1980, have been furnished.**

**Status :** Data pertaining to all diversion cases (since year 1980) have been compiled by the office of the State Nodal Officer (FC Act) and sent to the MoEF&CC, Gol. The MoEF&CC has referred it back for re-checking and confirmation. Accordingly, the said compiled data are being re-checked.



12. Check List Point No. 12 : *The total number of credits to the State CAMPA accounts since 15<sup>th</sup> Oct., 2015 and the number which have been undertaken otherwise than through e-portal. Steps taken to ensure that all credits are made through the e-portal.*

Status : The desired information is as under :-

1.	Total number of credits to the State CAMPA accounts since 15 <sup>th</sup> Oct., 2015	23
2.	Number which have been undertaken otherwise than through e-portal	10

The user agencies are being advised and encouraged to make credits through e-portal only.

.....  
*M. Pandey*  
28.05.17  
Addl. PCCF, CAMPA  
Jharkhand, Ranchi

## Annexure-III.A

Status of Polygon uploaded on e-Greenwatch & Remarks given by FSI  
as on 28.04.2017

Region	Sl. No.	Division	Total Polygons Uploaded till Apr'17	Polygon checked till Jan'17	Polygon checked Jan'17-Apr'17	Total Polygon checked till Apr'17	Correct	Incorrect	Unascertainable
1	2	3	4	5	6	7	8	9	10
Bokaro	1	Bokaro	7	7	0	7	1	6	0
	2	Dhanbad	44	43	0	43	33	2	8
	3	Ramgarh	38	38	0	38	21	1	16
	4	Giridih (E)	9	9	0	9	0	1	8
	5	Giridih (W)	59	59	0	59	17	5	37
Dumka	6	Dumka	42	42	0	42	0	31	11
	7	Godda	15	15	0	15	0	0	15
	8	Sahibganj	0	0	0	0	0	0	0
	9	Pakur	0	0	0	0	0	0	0
	10	Deoghar	20	20	0	20	0	1	19
	11	Jamtara	0	0	0	0	0	0	0
Hazariabag	12	Hazariabag (E)	54	50	0	50	25	9	16
	13	Hazariabag(W)	34	26	0	26	9	3	14
	14	Koderma	24	24	0	24	3	0	21
	15	Chatra (N)	52	38	10	48	14	5	29
	16	Chatra (S)	97	78	9	87	17	18	52
Palamau	17	Medininagar	25	25	0	25	0	10	15
	18	Latchar	44	44	0	44	27	3	14
	19	Garhwa (N)	28	28	0	28	6	12	10
	20	Garhwa (S)	44	44	0	44	22	3	19
Ranchi	21	Ranchi	4	4	0	4	0	2	2
	22	Khunti	1	1	0	1	0	1	0
	23	Gumla	5	5	0	5	1	3	1
	24	Lohardaga	1	1	0	1	0	0	1
	25	Simdega	12	12	0	12	0	6	6
Jamsedpur	26	Jamshedpur	30	25	0	25	0	2	23
	27	Saraikela	11	11	0	11	0	0	11
	28	Chaibasa	11	11	0	11	2	6	3
	29	Kolhan	8	8	0	8	4	3	1
	30	Porahat	0	0	0	0	0	0	0
	31	Saranda	5	5	0	5	0	4	1
PTR	32	PTR, Core	0	0	0	0	0	0	0
	33	PTR, Buffer	0	0	0	0	0	0	0
CCF Wildlife	34	H'bag Wildlife	1	1	0	1	0	0	1
	35	Ranchi Wildlife	0	0	0	0	0	0	0
	36	Ele. Proj. JSR	1	0	1	1	0	1	0
Dumka Ext. Forestry	37	Deoghar SF	21	15	0	15	0	0	15
	38	Dumka SF	0	0	0	0	0	0	0

*As Pandey*



Region	Sl. No.	Division	Total Polygons Uploaded till Apr' 17	Polygon checked till Jan'17	Polygon checked Jan'17-Apr'17	Total Polygon checked till Apr'17	Correct	Incorrect	Unascertainable
1	2	3	4	5	6	7	8	9	10
Hazaribag Ext. Forestry	39	Hazaribag SF	16	16	0	16	2	1	13
	40	Koderma SF	0	0	0	0	0	0	0
	41	Latehar SF	19	19	0	19	2	10	7
	42	Garhwa SF	26	26	0	26	1	0	25
Ranchi Ext. Forestry	43	Ranchi SF	1	1	0	1	1	0	0
	44	Simdega SF	35	35	0	35	0	0	35
	45	Adityapur SF	0	0	0	0	0	0	0
	46	Chaibasa SF	0	0	0	0	0	0	0
Total			844	786	20	806	208	149	449

*A. Pandey*  
29.05.17

Addl. PCCF, CAMPA  
Jharkhand, Ranchi



झारखण्ड सरकार

Government of Jharkhand  
Department of Forest, Environment and Climate Change

**JHARKHAND CAMPA**

## **Annual Plan of Operation 2018-19**

\*  
\*  
\*  
\*  
\*  
\*  
\*  
\*  
\*  
\*

Jharkhand State Compensatory Afforestation Fund  
Management & Planning Authority

Jharkhand CAMPA  
Annual Plan of Operation 2018-19

CONTENTS		Page No.
A	Introduction	1
Part - 1	Brief History and past performance	1
1	Brief description of forests in the state	1
2	Forestry and other activities carried out in the state in last three years from the CAMPA funds	1
3	Forestry and other activities carried out in the state in last three years from the fund received under other schemes	1
4	Year wise total forest area diverted in the various districts/ forest divisions of the state since 1980	2
5	Compensatory afforestation carried out in the state	2
6	Different forestry schemes being implemented in the state	2
7	Total afforestation work done in last three years under various schemes being implemented in the state	2
8	Monitoring work done by the Monitoring and Evaluation wing of the State Forest Department.	2
9	Monitoring work done by the independent monitor (Third Party Monitoring)	2
10	Budgetary allocation in the state in previous year under different sub-heads for forestry and ancillary activities under state schemes	3
11	Funds released to Jharkhand CAMPA and balance available in Ad-hoc CAMPA	3
B	Annual Report for FY 2017-18	4
C	Objectives of the APO 2018-19	5
D	Components of the APO 2018-19	5-6
E	Executive Summary	7-10
Part -2	Description of site-specific activities	11
2.1	Part-I :Compensatory/ Penal Compensatory Afforestation (CA/PCA)	11
2.1.1	Sub Part-I.A : Completion & Maintenance (Afforestation)	12-13
2.1.2	Sub Part-I.B : New Activities under CA/PCA/Compliance of other conditions	13
2.2	Part-II : Net Present Value (NPV) Component	14
2.2.1	Sub Part-II.A : Completion & Maintenance (Afforestation)	14
2.2.2	Sub Part-II.B : New Activities	14
2.2.2.1	Natural Forest Management	14
Part -3	Non site specific activities to be done from NPV and Interest component	15
3.1	Forest Protection	15
3.2	Working Plan and other related works	15-16
3.3	Biodiversity Conservation & Anti-depredation Activities	16
3.4	Research	16-17
3.5	Information Technology and Communication	17
3.6	Action Research and Capacity Building	17-18



3.7	Awareness generation & promoting voluntary activities/study tours on conservation methods and best practices	18
3.8	Monitoring & Evaluation	18-19
3.9	Other Activities	19
3.10	Part-III : Compensatory Building Construction	19
Part-4	Schedule of Rates	20
Annexure-1	Forestry and other activities carried out in the state in last three years from the CAMPA funds	20-25
Annexure- 2	Forestry and other activities carried out in the state in last three years from the fund received under other schemes	26
Annexure-3	Year wise total forest area diverted in the various districts/ forest divisions of the state since 1980	27
Annexure-4	Compensatory afforestation carried out in the state	28
Annexure-5	Different forestry schemes being implemented in the state	29
Annexure-6	Total afforestation work done in last three years under state plan being implemented in the state	30
Annexure-7	Monitoring work done by the independent monitor (Third Party Monitoring)	31-32
Annexure-8	Budgetary allocation in the state in previous year under different sub-heads for forestry and ancillary activities under state schemes	33
Annexure-I	CA/ PCA – Completion & Maintenance work	34-35
Annexure-II	CA/ PCA – Advance work	36-45
Annexure-III	NPV – Completion & Maintenance Work (Plantations)	46
Annexure-IV	NPV – Natural Forest Management	47
Annexure-V	NPV – Forest Protection	48-49
Annexure-V A	NPV – Forest Protection (Frontline Staff Buildings-repair and new construction)	50-53
Annexure-V B	NPV – Forest Protection (Other works)	54-55
Annexure-VI	NPV – Working Plan and other related works	56
Annexure-VII	NPV – Bio-diversity Conservation and Anti-depredation Activities	57
Annexure-VII A	NPV – Details of Biodiversity Conservation and Anti-depredation Activities	58
Annexure-VIII	NPV –Research	59
Annexure-IX	Forest mosaic landscape development for ecosystem services	60-85
Annexure-X	NPV-Engagement of professionals /personnel	86-87
Annexure-XI	NPV – Other Activities	88-89
Annexure-XII	Quarterly Progress Report	90-113
Annexure-XIII	Annual Budget proposal of State CAMPA for Financial Year 2018-19	114
Annexure-XIV	Statement of Accounts of State CAMPA for the financial year ending on 31 <sup>st</sup> March, 2018	115-116
Annexure:3	Information on 12-points Check List	117-121
Annexure:4	Information on Additional Targets for FY 2018-19	122
Annexure:5	Annual Physical and Financial achievements from CAMPA funds	123-125

## JHARKHAND CAMPA

# Annual Plan of Operation 2018-19

### A: Introduction

Government of Jharkhand vide its Notification No. 3/Vanbhumi 21/2009-3363 dated 23<sup>rd</sup> October, 2009 constituted Jharkhand CAMPA in pursuance to the Ministry of Environment & Forests directive vide its DO No. 5-1/2009-FC, dated 21<sup>st</sup> July, 2009. Further, the Government of Jharkhand vide its Notification No. 1879 dated 29<sup>th</sup> April, 2013 has created a full-fledged CAMPA wing under the charge of Additional Principal Chief Conservator of Forests (APCCF), CAMPA for effective implementation and monitoring of CAMPA Scheme in the State.

### Part-1: Brief History and past performance

#### 1. Brief description of forests in the state

Jharkhand, a forest and mineral rich state has an area of 79,716 sq km which constitutes (Census, 2011) which constitutes 2.72% of the country's population. As per *State of Forest Report 2017 (SFR 2017)* published by Forest Survey of India, forest cover of Jharkhand is 23,553 sq km which is 29.55% of the total geographical area of the State, recording an increase of 29 sq km since 2015. Similarly, tree cover outside forests (TOF) has also increased to 3.75% compared to 3.49% recorded in 2015. The total Forest & Tree cover in the State has increased to 33.21%, thereby crossing the threshold figure of 33% envisaged in the National Forest Policy, 1988. The SFR 2017 has also made a specific mention of increase of 64 sq km in the extent of water bodies inside forests demonstrating success of soil and moisture conservation activities taken up by the State Forest department.

#### 2. Forestry and other activities carried out in the state in last three years from the CAMPA funds

Details of plantations carried out for Compensatory Afforestation & Penal Compensatory Afforestation as well as from NPV components for last three years and other activities are available at **Annexure -1**.

#### 3. Forestry and other activities carried out in the state in last three years from the fund received under other schemes

Detail of various schemes of forestry and related activities from State Plan and Centrally sponsored schemes is enclosed at **Annexure-2**.

#### 4. Year wise total forest area diverted

Details of forest area diverted in the state since 1980 are enclosed at **Annexure - 3**.



**5. Compensatory afforestation carried out in the state**

Details of various schemes of forestry and related activities from State Plan and Centrally sponsored schemes is enclosed at **Annexure - 4**.

**6. Different forestry schemes being implemented in the state**

Details of various schemes of forestry and related activities from State Plan and Centrally sponsored schemes is enclosed at **Annexure - 5**.

**7. Total afforestation work done in last three years under various schemes being implemented in the state**

Details regarding total afforestation work done in last three years through State Plan scheme is enclosed as **Annexure - 6**.

**8. Monitoring work done by the Monitoring and Evaluation wing of the State Forest Department**

A proposal is under consideration of the State Government for selection of Agencies for monitoring of works undertaken with the State Plan funds. The Agencies so selected, are proposed to be engaged for monitoring of CAMPA works also.

**9. Monitoring work done by the independent monitor (Third Party Monitoring)**

An Expression of Interest was invited for selection of agencies/ firms/ organisations/ institutions for carrying out monitoring and evaluation of works undertaken by State CAMPA. A total of eight agencies/ firms/ organisations/ institutions participated in the process, but none of them was found suitable by the designated committee for the job. In view of this, it was decided in the Executive Committee meeting held on 17<sup>th</sup> April, 2015 to approach IIFM, Bhopal, Institute of Forest Productivity (IFP, ICFRE), Ranchi and Wildlife Institute of India (WII), Dehradun to carry out the concurrent monitoring and evaluation of the works done under Jharkhand CAMPA. There was no response from IIFM whereas WII has expressed its inability. Only IFP could respond. Under the circumstances, no decision could be taken. Above-mentioned leading national forestry/ wildlife sciences institutes were again requested to reconsider our request for carrying out monitoring and evaluation of works undertaken by Jharkhand CAMPA.

Further, Ad-hoc CAMPA vide its letter no. 13-34/2016-CAMPA dated 19.12.2017 has informed about developing a framework for monitoring of all CAMPA works and selection of Agencies which may be deputed for this purpose (**Annexure - 7**).



**10. Budgetary allocation in the state in previous year under different sub-heads for forestry and ancillary activities under state schemes.**

Budgetary allocation in the state in previous year under different sub-heads for forestry and ancillary activities under state schemes is available at Annexure – 8

**11. Funds released to Jharkhand CAMPA and balance available in Ad-hoc CAMPA**

A sum of Rs. 115312.393 lakh has so far been released to the State by the Ad-hoc CAMPA as per details given below:

(Rs. in lakh)

Year	Released by Ad-hoc CAMPA (MoEF&CC, GoI)	Bank Interest accrued	Total (Col. ii + iii)	Expenditure incurred
i	ii	iii	iv	v
2009-10	9500.280	2.733	9503.013	0.00000
2010-11	10316.220	680.802	10997.022	9193.020
2011-12	6249.893	798.024	7047.917	10991.205
2012-13	4798.000	248.918	5046.918	8196.261
2013-14	14548.000*	632.949	15180.949	9707.113
2014-15	17500.000	793.169	18293.169	17061.788
2015-16	14100.000	566.650	14666.650	17089.132
2016-17	14900.000	312.749	15212.749	19477.077
2017-18	23400.000#	585.887	23568.857	13751.719
<b>Total</b>	<b>115312.393</b>	<b>4588.446</b>	<b>119900.839</b>	<b>105467.315</b>
*Including Rs. 47,98.000 lakh as 2 <sup>nd</sup> instalment of FY 2012-13				
# This includes release of second instalment pertaining to FY 2017-18 of Rs. 100.00 crore received on 31.03.2018.				

In FY 2017-18, an amount of Rs. 13400.00 lakh was released by the MoEF&CC in the month of July, 2017 and the expenditure incurred thereon in FY 2017-18 is Rs. 13751.719 lakh. An amount of Rs. 100.00 crore towards second release of instalment was received on the last day of FY 2017-18 i.e., 31.03.2018 which remained unutilized.

Eligibility of funds to the States *w.e.f.* 2014-15 as per the orders of the Hon'ble Supreme Court dated 12<sup>th</sup> March, 2014 is 10% of the principal amount lying to the credit of the concerned State. As on 31<sup>st</sup> January, 2018, the principal amount lying to the credit of Jharkhand with Ad-hoc CAMPA is Rs. 2782.71 crore. Thus it is expected that the current year release to Jharkhand will be to the tune of Rs. 278.27 crore approximately. In addition, the balance of Rs.122.103 crore including the unspent balance of second instalment for Jharkhand pertaining to FY 2017-18 of Rs.100.00 crore received on 31.03.2018 is available besides last FY's unspent balance lying with different Forest Divisions/ Circles, of approx. Rs. 40.00 crore including accrued interest available in the Bank account. Therefore, for FY 2018-19, likely availability of fund for various activities will be around Rs. 440.374 crore. The implementation of various activities in the current APO will be restricted to actual release by Ad-hoc CAMPA, Govt. of India.

## B: Annual Report for the year 2017-18

### 1. Financial Achievement

During the year 2017-18, against the approved outlay of Rs. 37010.350 lakh by the Steering Committee, an amount of Rs. 13400.00 lakh was released by Ad-hoc CAMPA. In addition, a sum of Rs.4199.356 lakh was available as the unspent balance (including interest amount) with Jharkhand CAMPA. In view of insufficient availability of funds, the works were prioritized, giving preference to core activities and other liabilities. An expenditure of Rs.13751.719 lakh was incurred by the implementing Divisions/ Units up to 31<sup>st</sup> March, 2018. An amount of Rs. 100.00 crore towards second release of instalment was received on the last day of FY 2017-18 i.e., 31.03.2018 which remained unutilized.

During the year 2017-18, the entire payment of wages to workers/ labourers was made through their accounts in Banks/ Post offices. This has resulted in delay in execution of advance work for plantation/ new works as it took time for some labourers to open their Post Office/ Bank accounts. Also, there remained shortage of labourers who were willing to receive wage-payments in their Post Office/ Bank accounts.

### 2. Main Physical Achievement During FY 2017-18

The details related with the physical and financial targets vis-à-vis achievements against the main activities envisaged in the APO 2017-18 are given below :

#### Under Compensatory Afforestation component

Item of work	Target	Achievement
Completion of plantations	4737.359 ha	4581.552 ha
Advance work for plantations	6178.355 ha	1847.569 ha

#### Under NPV Component

Item of work	Target	Achievement
Completion of plantation	3691.500 ha	3491.500 ha
Silviculture, Natural Regeneration & SMC, 1st year work	3100.000 ha	2199.000 ha
Repair of forest road	3146.280 km	3146.280 km

As can be seen from above Table, there has been shortfall in achieving the targets of the plantation activities despite best efforts. The main reason for this is that there are many sites, which were identified for CA when the proposals were moved, have either been planted under other schemes or have fully regenerated over the period of time. Besides, shortage of fund has also restricted the achievement.



### **C: Objectives of the APO 2018-19**

The Annual Plan of Operations has been prepared keeping in view the broad objectives of CAMPA as under :

- (a) Compensatory Afforestation/ Penal Compensatory Afforestation/ Compliance of other conditions stipulated while according approval for diversion of forest areas in the State;
- (b) Conservation, protection, regeneration and management of existing natural forests;
- (c) Biodiversity conservation and management of Protected Areas and wildlife habitats;
- (d) Research, training and capacity building;
- (e) Monitoring and evaluation of the works undertaken under the CAMPA;
- (f) Awareness generation, promoting activities ad study tours on conservation methods and best practices.

Keeping in view the maximum possible availability of fund, the Annual Plan of Operation (APO) for the year 2018-19 has been prepared on the basis of detailed proposals received from field formations. It is as per the guidelines issued by the Ad-hoc CAMPA from time to time. The outlay of the APO is Rs. 40955.967 lakh (Rupees Four hundred nine crore fifty five lakh ninety six thousand and seven hundred only).

As per Ad-hoc CAMPA letter no. 15-(0)/2018-CAMPA dated 10.04.2018, the Compensatory Afforestation Fund (CAF) Act, 2016 has been passed by the Parliament and the CAF Rules, 2018 are being finalized. Accordingly, the prescribed Forms and proforma guidelines have been kept in mind while preparing the APO.

### **D: Components of the APO 2018-19**

The current Annual Plan of Operations (APO) has been prepared in consultation with all the concerned officers starting from Divisional Forest Officers to Principal Chief Conservator of Forest. The APO has been prepared also in accordance with the guidelines prescribed by the Government of India, Ministry of Environment, Forests and Climate Change for utilization of amounts realized under Compensatory Afforestation (CA) and Net Present Value (NPV). A sum of Rs.40955.967 lakh (Rupees Four hundred nine crore fifty five lakh ninety six thousand and seven hundred only) is required to implement various activities envisaged in APO of 2018-19.



The APO has been divided into three parts as given below :

**Part-I : Compensatory/ Penal Compensatory Afforestation (CA/PCA)**

**Sub Part-I.A :** Activities to be undertaken for completion and maintenance of old plantations under Compensatory Afforestation (CA), Penal Compensatory Afforestation (PCA) and compliance of additional conditions stipulated by Government of India while according forest clearances under Forest (Conservation) Act, 1980;

**Sub Part-I.B :** New activities proposed under CA, PCA and compliance of additional conditions.

**Part-II :Net Present Value (NPV)**

**Sub Part-II.A :**Activities to be undertaken for completion and maintenance of old plantations under Net Present Value (NPV) component;

**Sub Part-II.B :**New activities proposed under NPV component. ; and

**Part-III : Compensatory Building Construction :** Construction of buildings in lieu of those damaged due to widening of NH-33 (NHAI Project) in Hazaribag for which compensation has been realized and remitted to Ad hoc CAMPA.

The activities related with completion and maintenance of old/ previous plantations under CA, PCA and NPV are to be completed within the rainy season itself and therefore it is a committed expenditure. Expenditure in this regard will be incurred with the approval of the Executive Committee of State CAMPA. The *ex-post facto* approval of the same will betaken from the Steering Committee of State CAMPA. Other activities/ works proposed in the APO will be taken up after the approval of the Steering Committee of State CAMPA and subsequent release of funds by Ad-hoc CAMPA (MoEF&CC, GoI).

A summary of Part-wise outlay is given below :-

<b>Part-wise APO 2018-19</b>		<b>Outlay (Rs. in lakh)</b>
<b>1</b>	<b>Compensatory/ Penal Compensatory Afforestation (CA/PCA)</b>	
1.A	Completion and maintenance works under ongoing CA/PCA schemes	3025.765
1.B	New CA/PCA activities	7716.755
	<b>Sub-total</b>	<b>10742.520</b>
<b>2</b>	<b>Net Present Value (NPV)</b>	
2.A	Completion and maintenance under ongoing afforestation schemes	2071.171
2.B	New activities (plantation and other works)	28072.327
	<b>Sub-total</b>	<b>30143.498</b>
<b>3</b>	<b>Compensatory Building Construction</b>	<b>69.949</b>
	<b>Total</b>	<b>40955.967</b>

# **Executive Summary**

**APO 2018-19**

**JHARKHAND CAMPA**  
**Annual Plan of Operation, 2018-19**

*Executive Summary*

The Annual Plan of Operation (APO) for the year 2018-19 consists of three parts as per details given below:

**Part-I : Compensatory/ Penal Compensatory Afforestation (CA/PCA)**

**Part-I.A :** Activities to be undertaken for completion and maintenance of old plantations under Compensatory Afforestation (CA), Penal Compensatory Afforestation (PCA) and compliance of additional conditions stipulated by Government of India while according forest clearances under Forest (Conservation) Act, 1980;

**Part-I.B :** New activities proposed under CA, PCA and compliance of additional conditions.

**Part-II : Net Present Value (NPV)**

**Part-II.A :** Activities to be undertaken for completion and maintenance of old plantations under Net Present Value (NPV) component;

**Part-II.B :** New activities proposed under NPV component; and

**Part-III : Compensatory Building Construction :** Construction of buildings in lieu of buildings damaged due to NHAI Project of NH-33 Widening in Hazaribag.

A sum of Rs. 40955.967 lakh (Rupees Four hundred nine crore fifty five lakh ninety six thousand and seven hundred only) is required to implement various activities proposed in the APO, the details of which are given below:

**Part-I: Compensatory/ Penal Compensatory Afforestation (CA/PCA)**  
**(Rs. 10742.520 lakh)**

**Part-I.A : Completion & Maintenance of old plantations (Rs. 3025.765 lakh) :** The physical and financial targets of various activities proposed under this head are as follows:

SLNo.	Activities	Unit	Outlay (Rs. in lakh)
1	Completion of block plantations, 2 <sup>nd</sup> year work	1868.239 Ha	497.837
2	Completion of linear plantations, 2 <sup>nd</sup> year work	13.237 Km	17.256
3	Completion of gabion plantations, 2 <sup>nd</sup> year work	174166 Gabions	599.954
4	Maintenance of block plantations, 3 <sup>rd</sup> year work	4581.552 Ha	483.907
5	Maintenance of linear plantations, 3 <sup>rd</sup> year work	27.500 Km	39.229
6	Maintenance of gabion plantations, 3 <sup>rd</sup> year work	175720 Gabion	601.818
7	Maintenance of block plantations, 4 <sup>th</sup> year work	3172.275 Ha	306.270
8	Maintenance of linear plantations, 4 <sup>th</sup> year work	184.780 Km	78.247



Sl.No.	Activities	Unit	Outlay (₹ in lakh)
9	Maintenance of gabion plantations, 4 <sup>th</sup> year work	31254 Gabion	107.041
10	Maintenance of block plantations, 5 <sup>th</sup> year work	1605.570 Ha	139.871
11	Maintenance of linear plantations, 5 <sup>th</sup> year work	6.00 Km	5.042
12	Maintenance of gabion plantations, 5 <sup>th</sup> year work	1000 Gabion	1.787
13	Maintenance of block plantations, 6 <sup>th</sup> year work	3004.870 Ha	56.318
14	Maintenance of gabion plantations, 6 <sup>th</sup> year work	36000 Gabion	64.328
15	Maintenance of block plantations, 7 <sup>th</sup> year work	2319.559 ha	26.860
	<b>Total</b>		<b>3025.765</b>

**Part-I.B : New activities proposed under CA, PCA and compliance of additional conditions (Rs. 7716.755 lakh) :** The physical and financial targets of various activities proposed under this head are as follows:

Sl.No.	Activities	Unit	Outlay (Rs.in lakh)
1	Advance work for block plantations (Forest land)	3506.691 Ha	3510.301
2	Advance work for block plantations (Non-Forest land)	1186.078 Ha	1201.636
3	Advance work for block plantations-PCA (Forest land)	569.250 Ha	626.479
4	Advance work for block plantations-Safety Zone (Forest land)	39.125 Ha	46.911
5	Advance work for linear plantations (Condition compliance)	96.320 Km	1590.063
6	Advance work for linear plantations (Condition compliance)	610 Gabion	14.790
7	Silvicultural operation (Condition compliance)	200.000 Ha	73.962
8	Wildlife management scheme (Condition compliance)		454.506
9	Construction of Check dam (Condition compliance)	18 Nos.	120.000
10	Conservation of Flora & Fauna (Condition compliance)	4607.84 Ha	38.666
11	Creation of Water-hole (Condition compliance)		20.000
12	Fire protection (Condition compliance)		3.040
13	Vulture conservation (Condition compliance)		16.400
	<b>Total</b>		<b>7716.755</b>
	<b>Grand Total</b>		<b>10742.520</b>

## **Part-II : Net Present Value (NPV) (Rs. 30143.498 lakh)**

**Part-II.A : Completion & Maintenance of old plantations (Rs. 2071.171 lakh) :** The physical and financial targets of various activities proposed under this head are as follows :

Sl.No.	Activities	Unit	Outlay (Rs. in lakh)
1	Maintenance of block plantations, 3 <sup>rd</sup> year work	3491.500 Ha	411.343
2	Maintenance of block plantations, 4 <sup>th</sup> year work	6624.000 Ha	727.780
3	Silviculture, Natural Regeneration & SMC, 2 <sup>nd</sup> year work	2199.430 Ha	221.905
4	Silviculture, Natural Regeneration & SMC, 3 <sup>rd</sup> year work	850.000 Ha	14.729
5	Maintenance of Permanent Nurseries	86.250 Ha	695.414
	<b>Total</b>		<b>2071.171</b>

Part-II.B : New activities (Rs. 28072.327 lakh) : The physical and financial targets of various new activities areas as follows:

Sl. No.	Activities	Unit	Outlay (Rs. in lakh)
<b>Natural Forest Management</b>			
1	Silviculture, Natural Regeneration & SMC, 1 <sup>st</sup> year work	12400.00 Ha	4585.661
2	Check dams/earthen water retention structures	330 Nos.	1980.000
3	Development/ strengthening of Permanent Nursery Infrastructure		100.000
	<b>Total</b>		<b>6665.661</b>
<b>Forest Protection</b>			
4	Normal building repair (Frontline staff quarters :FRO-121 + Fr-210 + FG-540 = 871, Barrack-9, Hazat-30, Check Naka-49& RI Hut-9)	968 Nos.	403.860
5	Construction of new building (Frontline staff quarters: FROs' Office-cum-Residence 29 + Fr Qrs23 + FG Qrs. (Completion 67 sets of 4 units& 160 sets of 4 units = 279)	279 Nos.	7067.752
6	Normal repair of forest roads	2670.36 Km	386.767
7	Construction of causeway/culvert	121 Nos.	666.569
8	Consolidation of boundary pillars	55555 Nos.	1871.648
9	Construction of Boundary wall- 2158' (FTS, Mahilong- 1958' & Betla of PTR- 200)	2 Nos.	48.468
10	Purchase of vehicles (4-wheeler) for frontline staff	32Nos.	256.000
11	Distribution of improved cook stove and solar lantern in forest fringe villages	6623 HH	397.380
12	Deployment of Home Guards @ Rs. 450/- per day (Apr 18-June 18)	650 Nos.	266.175
	Deployment of Home Guards @ Rs. 450/- per day (July 18-Mar 19)	305 Nos.	376.065
13	Deployment of members of JFMCs/EDCs for protection of forests @ Rs. 237.38 x 26 x 9 months (July 18-March 19)	305 Nos.	169.418
14	Provision of POL for patrolling vehicles	167 Vehicles	200.400
15	Deployment of drivers for patrolling vehicles	167 Drivers	182.584
16	Procurement of Tree Transplanter through hiring	1 No.	150.000
	<b>Total</b>		<b>12443.086</b>
<b>Working Plan and related works</b>			
17	Strengthening/ reinforcement of GIS cells	6 Nos.	110.248
18	Data collection for making Working Plans		200.000
	Preparation of 5000 Micro plans @ Rs. 10,000.00 per plan	5000	500.000
	Capacity Building of 5000 JFMCs for making Micro Plans @ Rs.. 20,000.00 per JFMC	5000	1000.000
	Survey and research for forest based nutrition, health and livelihood security		200.000
19	Constitution of 14 Cells for preparation/completion of Forest land database under FC Act (One in each Circle level & Protected areas)	14 Cells	16.250
20	Development and strengthening of Forest Land Record Map and Database System		100.000
	<b>Total</b>		<b>2126.498</b>
<b>Biodiversity Conservation &amp; Anti-depredation measures</b>			
21	Development of Wildlife Sanctuary/ Elephant habitats		2543.100
22	Creation of Rescue Centre	1 No.	500.000
23	Anti-depredation measures		2175.784
	<b>Total</b>		<b>5218.884</b>



<b>Research activities</b>			
24	Study of Plant Diversity & Market Potential of Plant Products for Economic Upliftment of Native Tribals in West Singhbhum District (3-year Duration)	1 <sup>st</sup> Yr Work	14,151
<b>Total</b>			<b>14,151</b>
<b>Information Technology &amp; Communication</b>			
25	Maintenance of internet connectivity in Forest Complex. Establishment/ Maintenance of Wi-Fi system in Van Bhawan. Infrastructure development for Video Conferencing (Regions). Strengthening and development of IT infrastructure in PCCF Office Strengthening and development of IT infrastructure.		200,000
<b>Total</b>			<b>200,000</b>
<b>Action Research and Capacity Building</b>			
26	Studies, Training, Consultancy and Capacity building		150,000
27	Forest mosaic landscape development for ecosystem services		200,000
28	Common Facility Centres for processing of medicinal plants		200,000
<b>Total</b>			<b>550,000</b>
<b>Awareness Generation, promoting voluntary activities/study tours on conservation methods and best practices</b>			
29	Awareness Generation and Promoting voluntary activity/City greening/Study tour of youth & students for supporting conservation activities		200,000
<b>Total</b>			<b>200,000</b>
<b>Monitoring and Evaluation</b>			
30	Audit of CAMPA by Accountant General/Internal audit of CAMPA. e-Green Watch Portal – training/updating/uploading of information, etc. /Independent evaluation of works under CAMPA. Sustainable forest management cell for State Vision and Action Plan 2021. Engagement of Professionals/ Personnel for Technical support, compiling land release data, recording of receipt of related NPV, compensatory afforestation land and funds, preparation of accounting/financial/audit reports, coordination with field functionaries and the Government.		400,000
<b>Total</b>			<b>400,000</b>
<b>Other activities</b>			
31	Wages of DEO at Forest Ranges	209 DEOs	229,389
32	4 <sup>th</sup> year maintenance of linear gabion plantation in Jharkhand High Court's new premises	1360 Gabion	4,658
33	Purchase of office & field equipment, reimbursement of travel expenses of temporary staff, etc.		20,000
<b>Total</b>			<b>254,047</b>
<b>Total of NPV New activities</b>			<b>28072,327</b>
<b>Grand Total of NPV activities</b>			<b>30143,498</b>

### **Part-III : Compensatory Building Construction :**

34	Construction of buildings in lieu of buildings damaged due to NHAI Project of NH-33 Widening in Hazaribag District		69,949
<b>Total</b>			<b>69,949</b>
<b>Grand Total (CA/PCA + NPV)</b>			<b>40955,967</b>



## **Part-2 : Description of site-specific activities**

The current Annual Plan of Operations (APO) has been prepared in consultation with all the concerned officers starting from Divisional Forest Officers to Principal Chief Conservator of Forest, Jharkhand. The APO has been prepared also in accordance with the guidelines prescribed by the Government of India, Ministry of Environment, Forests and Climate Change for utilization of amounts realized under Compensatory Afforestation (CA) and Net Present Value (NPV). A sum of Rs. 40955.967 lakh (Rupees Four hundred nine crore fifty five lakh ninety six thousand and seven hundred only) is required to implement various activities envisaged in APO of 2018-19.

The APO has been divided into three parts as given below :

### **Part-I : Compensatory/ Penal Compensatory Afforestation (CA/PCA)**

**Sub Part-I.A :** Activities to be undertaken for completion and maintenance of old plantations under Compensatory Afforestation (CA), Penal Compensatory Afforestation (PCA) and compliance of additional conditions stipulated by Government of India while according forest clearances under Forest (Conservation) Act, 1980;

**Sub Part-I.B :** New activities proposed under CA, PCA and compliance of additional conditions.

### **Part-II : Net Present Value (NPV)**

**Sub Part-II.A :** Activities to be undertaken for completion and maintenance of old plantations under Net Present Value (NPV) component;

**Sub Part-II.B :** New activities proposed under NPV component ; and

**Part-III : Compensatory Building Construction :** Construction of buildings in lieu of those damaged due to widening of NH-33 (NHAI Project) in Hazaribag for which compensation has been realized and remitted to Ad-hoc CAMPA.

The activities related with completion and maintenance of old/ previous plantations under CA, PCA and NPV are to be completed within the rainy season itself and therefore it is a committed expenditure. Expenditure in this regard will be incurred with the approval of the Executive Committee of State CAMPA. The *ex-post facto* approval of the same will be taken from the Steering Committee of State CAMPA. Other activities/ works proposed in the APO will be taken up after the approval of the Steering Committee of State CAMPA and subsequent release of funds by Ad-hoc CAMPA (MoEF&CC, GoI).

Brief physical and financial targets proposed for various activities envisaged under different parts are as follows :

Part-I : Compensatory/ Penal Compensatory Afforestation Component (Rs. 10742.520 lakh)

Sub Part-IA : Completion & Maintenance of plantations (Rs. 3025.765 lakh)

**Status of Compensatory Afforestation**

The Jharkhand State CAMPA was constituted in the year 2009 and the work in the state out of CAMPA fund was started from the year 2010-11. The details regarding year-wise plantation done under compensatory afforestation are as follows:

Sl. No.	Year of CA done	Block Plantation (ha)		Linear Plantation (km)	Gabion Plantation (Nos.)
		Non-Forest Land	Forest Land		
1	2010-11	0.000	0.000	49.00	0.00
2	2011-12	6.500	5963.315	0.00	0.00
3	2012-13	912.060	3725.090	0.00	0.00
4	2013-14	0.000	2319.559	0.00	0.00
5	2014-15	134.330	2870.540	6.00	36000
6	2015-16	97.950	1507.620	0.00	1000
7	2016-17	183.868	2988.407	184.78	31254
8	2017-18	80.232	4501.600	27.50	175720
<b>Total</b>		<b>1414.940</b>	<b>23876.131</b>	<b>212.280</b>	<b>243974</b>

*Total non-forest and forest land planted: 25,291.071 ha*

During 2018 rains, compensatory afforestation in another 1868.239 ha land is likely to be planted. Thus by the end of 2018 rains, the total achievement with respect to compensatory afforestation will be 27,159.310 ha. It is proposed to carry out advance work for plantations in 5301.144 ha and linear plantation in 96.320 km during the year 2018-19.

The physical and financial targets of various activities proposed under this head are as follows:

Sl. No.	Activities	Unit	Outlay (Rs. in lakh)
1	Completion of block plantations, 2 <sup>nd</sup> year work	1868.239 Ha	497.837
2	Completion of linear plantations, 2 <sup>nd</sup> year work	13.237 Km	17.256
3	Completion of gabion plantations, 2 <sup>nd</sup> year work	174166 Gabions	599.954
4	Maintenance of block plantations, 3 <sup>rd</sup> year work	4581.832 Ha	483.907
5	Maintenance of linear plantations, 3 <sup>rd</sup> year work	27.500 Km	39.229
6	Maintenance of gabion plantations, 3 <sup>rd</sup> year work	175720 Gabion	601.818
7	Maintenance of block plantations, 4 <sup>th</sup> year work	3172.275 Ha	306.270
8	Maintenance of linear plantations, 4 <sup>th</sup> year work	184.780 Km	78.247

Sl. No.	Activities	Unit	Outlay (Rs. in lakh)
9	Maintenance of gabion plantations, 4 <sup>th</sup> year work	31254 Gabion	107.041
10	Maintenance of block plantations, 5 <sup>th</sup> year work	1605.570 Ha	139.871
11	Maintenance of linear plantations, 5 <sup>th</sup> year work	6.00 Km	5.042
12	Maintenance of gabion plantations, 5 <sup>th</sup> year work	1000 Gabion	1.787
13	Maintenance of block plantations, 6 <sup>th</sup> year work	3004.870 Ha	56.318
14	Maintenance of gabion plantations, 6 <sup>th</sup> year work	36000 Gabion	64.328
15	Maintenance of block plantations, 7 <sup>th</sup> year work	2319.559 ha	26.860
	<b>Total</b>		<b>3025.765</b>

Division & Component-wise details are given at **Annexure-I**.

Being committed expenditure and time/ season-bound activities, the field functionaries will be asked to implement it from the funds available with the approval of the Executive Committee of Jharkhand CAMPA. The *ex-post facto* approval of the same will be solicited from the Steering Committee of State CAMPA.

**Sub Part-I.B : New activities proposed under CA, PCA and compliance of additional conditions (Rs. 7716.755 lakh) :** The physical and financial targets of various activities proposed under this head are as follows:

Sl. No.	Activities	Unit	Outlay (Rs.in lakh)
1	Advance work for block plantations (Forest land)	3506.691 Ha	3510.301
2	Advance work for block plantations (Non-Forest land)	1186.078 Ha	1201.636
4	Advance work for block plantations-PCA (Forest land)	569.250 Ha	626.479
5	Advance work for block plantations-Safety Zone (Forest land)	39.125 Ha	46.911
6	Advance work for linear plantations (Condition compliance)	96.320 Km	1590.063
7	Advance work for linear plantations (Condition compliance)	610 Gab	14.790
8	Silvicultural operation (Condition compliance)	200,000 Ha	73.962
9	Wildlife management scheme (Condition compliance)		454.506
10	Construction of Check dam (Condition compliance)	18 Nos.	120.000
11	Conservation of Flora & Fauna (Condition compliance)	4607.840 Ha	38.666
12	Creation of Water-hole (Condition compliance)		20.000
13	Fire protection (Condition compliance)		3.040
14	Vulture conservation (Condition compliance)		16.400
	<b>Total</b>		<b>7716.755</b>
	<b>Grand Total</b>		<b>10742.520</b>

Division & Component-wise details are given at **Annexure-II**.



**Part-II : Net Present Value (NPV) (Rs. 30143.498 lakh)**

**Sub Part-II.A : Completion & Maintenance of old plantations (Rs. 2071.171 lakh) :** The physical and financial targets of various activities proposed under this head are as follows :

Sl. No.	Activities	Unit	Outlay (₹ in lakh)
1	Maintenance of block plantations, 3 <sup>rd</sup> year work	3491.500 Ha	411.343
2	Maintenance of block plantations, 4 <sup>th</sup> year work	6624.000 Ha	727.780
3	Silviculture, Natural Regeneration & SMC, 2 <sup>nd</sup> year work	2199.430 Ha	221.905
4	Silviculture, Natural Regeneration & SMC, 3 <sup>rd</sup> year work	850.000 Ha	14.729
5	Maintenance of Permanent Nurseries	86.250 Ha	695.414
	<b>Total</b>		<b>2071.171</b>

Division & Component-wise details are given at **Annexure-III**.

**Sub Part-II.B : New activities:** The physical and financial targets of various new activities areas as follows:

**Natural Forest Management (Rs. 6665.661 lakh)**

The objective of the Natural Forest Management is to improve the overall stocking of the natural forest and at the same time to improve the productivity of the forests on a sustained yield basis by using appropriate silvicultural and management practices.

Since Jharkhand is hilly terrain with low rainfall in large number of districts, it is proposed to create water harvesting structures to increase the moisture regime in the forest areas to increase the greenery which in turn will benefit flora and fauna.

The physical and financial targets of various new activities are as follows :

Sl. No.	Activities	Unit	Outlay (Rs. in lakh)
<b>Natural Forest Management</b>			
1	Silviculture, Natural Regeneration & SMC, 1 <sup>st</sup> year work	12400.00 Ha	4585.661
2	Check dams/earthen water retention structures	330 Nos.	1980.000
3	Development/ strengthening of Permanent Nursery Infrastructure		100.000
	<b>Total</b>		<b>6665.661</b>

Division & Component-wise details are given at **Annexure-IV**.

### Part-3: Non site-specific activities to be done from NPV and Interest component

#### Forest Protection (Rs. 12443.086 lakh)

The protection of forests is the primary responsibility of the Department. It is proposed to take up the work of consolidation of boundary pillars in all the territorial Divisions. There are several territorial Ranges in the State where there is no vehicle. Therefore, it is proposed to purchase 32 vehicles to strengthen patrolling. To facilitate mobility, repair of forest roads are also proposed. Construction/ repair of check posts, etc. will also be done. It is also proposed to construct new residences for front line staff and to carry out repairs of old ones.

Main interventions proposed are as follows:

Sl. No.	Activities	Unit	Outlay (Rs. in lakh)
<b>Forest Protection</b>			
1	Normal building repair (Frontline staff quarters : FRO-121 + Fr-210 + FG-540 = 871, Barrack-9, Hazrat-30, Check Naka-49 & RI Hut-9)	968 Nos.	403.860
2	Construction of new building (Frontline staff quarters : FRO's Office-cum-Residence 29 + FrQrs 23 + FG Qrs. (Completion of 67 sets of 4 units and new 160 sets of 4 units =279)	279 Nos.	7067.752
3	General repair of forest roads	2670.36 Km	386.767
4	Construction of causeway/culvert	121 Nos.	666.569
5	Consolidation of boundary pillars	55555 Nos.	1871.648
6	Construction of Boundary wall- 2158' (FTS, Mahilong- 1958' & Betla of PTR- 200')	2 Nos.	48.468
7	Purchase of vehicles (4-wheeler) for frontline staff	32 Nos.	256.000
8	Deployment of Home Guards @ Rs. 450/- per day (Apr 18-June 18)	650 Nos.	266.175
	Deployment of Home Guards @ Rs. 450/- per day (July 18-Mar 19)	305 Nos.	376.065
9	Deployment of members of JFMCs/EDCs for protection of forests @ Rs. 237.38 x 26 x 9 months (July 18-March 19)	305 Nos.	169.418
10	Provision of POI for patrolling vehicles	167 Vehicles	200.400
11	Deployment of drivers for patrolling vehicles	167 Drivers	182.584
12	Distribution of improved cook stove and solar lantern in forest fringe villages	6623 HH	397.380
13	Procurement of Tree Transplanter through hiring.	1 No.	150.000
	<b>Total</b>		<b>12443.086</b>

Division & Component-wise details are given at Annexure-V, VA & VB

**Working Plan and other related works (Rs. 2126.498 lakh) :**Reinforcement/ strengthening of six GIS cells in as many forest regions will be taken up(Annexure-VI).Further, effective GIS-based planning and management would be done for preparation/completion of forest land database through mobilization of trained manpower and procurement of necessary hardware.

Vital linkages would be built between forest and nutrition, health and livelihood security of the local population through high quality survey and research conducted by premier research and educational institutes of the country including AIIMS, New Delhi. For this purpose, a Research Team of eminent faculty members/researchers of AIIMS, New Delhi from the Department such as PMMCH, RIMS etc. has already been mobilised and research design discussed.

One of the key features of Jharkhand forests is that the forest fringe communities have been historically dependent on forest-based plants/animals for their health and nutrition. This linkage has weakened in the recent decades, as well as scientific basis of such linkage has not been explored in detail. It is proposed that enabling of JFM institutions would be undertaken for effective management by initiating and scaling-up village-level micro-planning as provided in the JFM Resolution of the State.

Updating, strengthening and modernizing the hitherto weak and deficient Forest Land Record Map and Database System is proposed for efficient forest land protection.

#### **Biodiversity Conservation and Anti-Depredation Activities (Rs. 5218.884 lakh)**

The State is endowed with rich flora and fauna. The State has one National Park (NP) and 11 Wildlife Sanctuaries (WLS) besides one Elephant Reserve and one Tiger Reserve (PTR). Under this component following initiatives are proposed to be taken for conservation of biodiversity. In addition, anti-depredation measures will be undertaken in all the Divisions of the State affected with elephants, and other wild animals etc.

Main interventions proposed are as follows:

- Development of National Park/Wild life sanctuaries/Elephant habitat (Rs.2543.100 lakh). This includes specific works of water resource development and protection in Wildlife sanctuaries, Elephant Reserve and Palamau Tiger Reserve.
- An Animal Rescue Centre is proposed to be established at a cost of Rs. 605.50 lakh for which a budget provision of Rs. 500.00 lakh is kept for this year.
- Anti-depredation measures (Rs. 2175.784 lakh), such as creation/ deployment of anti-depredation squads & creation of infrastructure like watch towers, solar street lights, materials and supplies for driving wild elephants/ animals away, etc. in order to reduce man-animal conflict in the Forest/ Wildlife Divisions as per scheme prepared by PCCF (Wildlife). Since the period of Anti-depredation Scheme (2012-17) has ended, the works under this head will continue as per the extension scheme to be prepared by the PCCF (Wildlife).

Component-wise and Division-wise details are given in **Annexure-VII& VIIA**.

#### **Research (Rs. 14.151 lakh)**

It is proposed to carry out study of Plant Diversity & Market Potential of Plant product for Economic upliftment of native tribals in West Singhbhum District (3-year study; estimated cost Rs. 31.805 lakh, 1<sup>st</sup> year cost being Rs. 14.151 lakh. The study work shall start after the



project is recommended by the Forest Research Advisory Committee and approved by the competent authority. The details of the work may be seen at Annexure-VIII.

#### **Information Technology and Communication (Rs. 200.00 lakh)**

Following works are proposed to be carried out at a total cost of Rs.200.00 lakh:

- Maintenance of internet connectivity in Forest Campus at Ranchi;
- Maintenance of Wi-Fi system in Van Bhawan, Ranchi;
- Development of infrastructure for video conferencing in Regional Forest Hqrs.;
- Strengthening of IT cell in the office of Principal Chief Conservator of Forests, Jharkhand, Ranchi (including engagement of Programmers/ Technical Support Engineer/ Testing Engineer/ Senior Programmer Level I/ Software Developer/ Web designer/ Content Developer/ Trainers (Java)/ Senior SW Developer/ Database Administrator/ Web Administrator/ senior Content Developer/ Senior Trainer (Java), etc. as per requirement.
- Strengthening and development of IT infrastructure.

#### **Action Research and Capacity Building (Rs. 550.00 lakh)**

It is proposed to organize workshops/ training programmes for senior officers and front line staff and assign short consultancies on important subjects/ issues through concerned wings of the Department. Some of the important studies/ consultancies to be initiated/ undertaken are proposed as follows:

- a) Study on improving elephant habitat in the State with a view to minimise elephant-human conflict;
- b) Capacity building/training of officers of Forest Department at IIM Ranchi/ XLRI Jamshedpur in computer based MIS and project cycle management at Institute approved rates;
- c) Consultancy for developing capacity building capsule on effective implementation of JFM in the state;
- d) Study on impact of forest patta grant on forests under FRA by Jadavpur University, Kolkata;
- e) Study on impact of water harvesting structures created under CAMPA by Jadavpur University, Kolkata which is a Key Resource Centre recognized by the Ministry of Drinking Water and Sanitation, Government of India.
- f) Study to create enabling environment for forest mosaic landscape management; and
- g) Any other study/consultancy for better management of forests.

Under (f) above, it is proposed to commission several studies/training programmes. One of key action programmes proposed is to create an enabling environment for conservation, protection and management of "natural forest agriculture mosaic landscape management" to improve the flow of forest ecosystem services to nearby agriculture farms. It is envisaged that such an approach to forest management will greatly enhance the propensity of peoples' participation in sustainable forest management in one of the least costly options. IBRAD, a

national level NGO is already working on this strategic action research, with Agriculture Department, Govt. of West Bengal, and ICAR, Government of India and the proposed project will be implemented by them (IBRAD) in the State of Jharkhand. The detailed proposal is at **Annexure-IX**. Other capacity building programmes as mentioned shall be initiated through capacity building and training of stakeholders including forest field staff, JFMC members and panchayat functionaries, along with development of social and human capital within the JFMCs. It would improve natural resource endowment through community participation to build ecosystem resilience and facilitate women empowerment.

With a view to improvise sustainable harvest of medicinal plants and support livelihoods of forest-dependent communities, it is proposed to establish Common Facility Centres for processing of medicinal plants in Sahebganj, Deoghar and Bokaro as a part of a pilot project. Such Centres may have a direct linkage with the market. Improved livelihoods would help participation of local communities and thus sustainable forest management.

#### **Awareness Generation, promoting voluntary activities/study tours on conservation methods and best practices (Rs. 200.00 lakh)**

Following works are proposed to be carried out at a total cost of Rs. 200.00 lakh :

- Publicity for carrying out plantation activities and organizing programmes at State Hqrs. as well as in all the territorial Divisions on other important days such as World Environment Day, World Forestry Day, Earth Day, World Wild Life Day, etc.;
- High quality green spaces bring considerable benefits to the people's physical and mental health and to the environment. Urban greens with their wide collection of trees and other plants have huge educational potential. It is proposed to have a plan for greening the city of Ranchi especially with respect to land available in the form of parks and gardens, school premises, hospitals, other public places and road side plantation. It is proposed to integrate plan for urban forestry into overall planning of the urban areas.
- Organizing study tour for students & youth to forest areas like Dalma, Betla & Netarhat etc. to make them aware about the activities carried out for conservation of forest and wildlife; Professional/ Experts may also be hired, if required, for this purpose.

#### **Monitoring and Evaluation (Rs. 400.00 lakh)**

Under this head, followings works will be undertaken:

- Audit of CAMPA by Accountant General, Jharkhand;
- Internal audit of CAMPA;
- e-Green Watch Portal – training/updating/ uploading of information, etc. It is proposed to provide manpower for this purpose to strengthen the offices of Regional CCFs, Field Director, Palamau Tiger Reserve CCF, Wild Life and State CAMPA.
- Independent evaluation of works under CAMPA;
- Independent evaluation of CAMPA Permanent Nurseries separately which shall also cover functioning, performance and relevance;

- Jharkhand Vision and Action Plan 2021 now defines the development priority of the State. It envisages effective convergence of various development initiatives at the delivery point. There are 15 thematic areas of focus, which identify key development outcomes to be taken up on Project Mode with timelines and roles. "Sustainable Forest Management" is one of the key Thematic Focus areas, and in addition to its "Lead Role" in this respect, has been designated "Supportive Role" in other Thematic Areas such as Rural Development, Agriculture, Enterprise and Industry etc. Empowered inter-departmental action groups have to set up with focus on process re-engineering and strengthen local self-governance. It is proposed to engage the services of M/s PwC for establishing a Sustainable Forest Management Cell, as M/s PwC is also the Implementation Team engaged at the State level by Govt. of Jharkhand for its Vision and Action Plan 2021. The engagement will be made at the Jharkhand SAC approved rates. It will help in convergence of developmental priorities of other departments with the Forest Department and facilitate to achieve targets in the key area of Sustainable Forest Management, so that the lower formations implement various programmes and schemes of the State Govt. in a convergent mode for the benefit of forests and forest fringe communities as outlined in the vision document.
- Engagement of Professionals/ Personnel viz. Technical support/ Multi-tasking Officers, Chartered Accountant, Manager-Natural Resource Management, Manager-Knowledge Management, Internal Auditor, IT Professional, Computing & office assistance etc. for compiling land release data, recording of receipt of related NPV, compensatory afforestation land and funds, preparation of CAMPA schemes, office support, preparation of accounting/ financial/audit reports, coordination with field functionaries and the Central Government.

The details of expenditure of engagement of professionals /personnel is given at **Annexure -X**.

#### **Other Activities (Rs. 254.047 lakh)**

Following activities are proposed to be taken up under this component:

- Wages of 209 Data Entry Operators for Range Offices;
- Maintenance (4<sup>th</sup> year work) of Gabions in Jharkhand High Court's New Premises at Ranchi;
- Purchase of office & field equipment, reimbursement of actual travel expenditure etc. of temporary staff.

Division and Component-wise details are given in **Annexure-XI**.

#### **Part-III : Compensatory Building Construction (Rs. 69.949 lakh)**

Construction of buildings in lieu of buildings damaged due to NHAI Project of NH-33 Widening in Hazaribag district is proposed at a cost of Rs. 69.949 lakh.



**Part -4: Schedule of Rates**

As regards the Schedule of Rates to be followed, it is proposed that for all plantations and allied activities, the Schedule of Rate of the State as circulated by Additional PCCF Development, Jharkhand will be followed. For activities proposed under CA/PCA component, the expenditure will be as per estimates and schemes annexed with the proposals submitted under FC Act by the State and as agreed to by the MoEF&CC. In case of revision in the Schedule of Rates, the construction of buildings, check dams etc., will be undertaken as per the new Schedule of Rates and Technical Sanction accorded by the competent authority. In that case, the proposed amount in the APO will stand modified accordingly. In case of change in the wage rate, the estimated amount will stand enhanced proportionately.

# **ANNEXURES**

**(APO 2018-19)**

**Jharkhand CAMPA**  
**CA / PCA Completion 2017-18**

ANNEXURE 1.1

Sl. No.	Name of F. Div.	Forest Land		Non-Forest Land		Linear Plantation				Total No. of Plants planted
		Area (ha)	No. of Plants planted	Area (ha)	No. of Plants planted	Length (km)	No. of Plants planted	Number (gab)	No. of Plants planted	
1	2	3	4	5	6	7	8	9	10	11
1	Bokaro	342.280	4,50,358	---	---	---	---	---	---	4,50,358
2	Dhanbad	86.600	1,15,792	60.730	60,730	---	---	---	---	1,76,522
3	Giridih (E)	---	---	---	---	---	---	---	---	-
4	Giridih (W)	---	---	---	---	---	---	---	---	-
5	Ramgarh	610.000	10,16,260	---	---	---	---	---	---	10,16,260
6	Deoghar	---	---	---	---	3.500	7,000	---	---	7,000
7	Dumka	16.277	16,277	---	---	2.000	4,000	1,73,666	1,73,666	1,93,943
8	Godda	3.260	5,431	---	---	---	---	---	---	5,431
9	Jamtara	---	---	---	---	---	---	---	---	-
10	Pakur	---	---	---	---	---	---	---	---	-
11	Sahibganj	---	---	---	---	---	---	---	---	-
12	Chatra (N)	399.030	6,64,784	---	---	---	---	---	---	6,64,784
13	Chatra (S)	394.400	6,57,070	---	---	---	---	---	---	6,57,070
14	Hazaribag (E)	---	---	---	---	---	---	---	---	-
15	Hazaribag (W)	1,296.900	15,68,974	---	---	---	---	---	---	15,68,974
16	Koderma	800.000	1,60,000	---	---	---	---	---	---	1,60,000
17	Chaibasa	---	---	---	---	---	---	1,560,000	1,560	1,560
18	Jamshedpur	10.000	16,660	7.500	12,495	---	---	---	---	29,155
19	Kolhan	---	---	---	---	---	---	---	---	-
20	Porahat	---	---	---	---	---	---	---	---	-
21	Saalkela	116.573	1,94,211	---	---	---	---	---	---	1,94,211
22	Saranda	---	---	---	---	---	---	---	---	-
23	Garhwa (N)	100.000	1,66,600	1.166	1,942	---	---	---	---	1,68,542
24	Garhwa (S)	---	---	---	---	---	---	---	---	-
25	Latehar	10.000	10,000	---	---	---	---	494,000	494	10,494
26	Medininagar	---	---	---	---	---	---	---	---	-
27	Khunti	---	---	---	---	---	---	---	---	-
28	Lohardaga	---	---	---	---	---	---	---	---	-
29	Ranchi	316.000	3,83,932	---	---	22.000	44,000	---	---	4,27,932
30	Simdega	---	---	---	---	---	---	---	---	-
31	Gumla	---	---	10.836	18,053	---	---	---	---	18,053
32	H'bag Wildlife	---	---	---	---	---	---	---	---	-
<b>Grand Total</b>		<b>4,501.320</b>	<b>54,26,350</b>	<b>80.232</b>	<b>93,220</b>	<b>27.500</b>	<b>55,000</b>	<b>1,75,720</b>	<b>1,75,720</b>	<b>57,50,289</b>



## CA / PCA Completion 2016-17

Sl. No.	Name of F. Div.	Block Plantation		Linear Plantation				Total No. of Plants planted
		Area (ha)	No. of Plants planted	Length (km)	No. of Plants planted	Number (gab)	No. of Plants planted	
1	2	3	4	5	6	7	8	9
1	Bokaro	473.000	7,88,018	---	---	---	---	7,88,018
2	Dhanbad	---	---	14,560	29,120	---	---	29,120
3	Giridih (E)	---	---	---	---	---	---	---
4	Giridih (W)	---	---	---	---	---	---	---
5	Ramgarh	---	---	---	---	26,154	26,154	26,154
6	Deoghar	400.000	4,63,710	---	---	---	---	4,63,710
7	Dumka	61,488	98,556	42,600	85,200	---	---	1,83,756
8	Godda	---	---	---	---	3,600	3,600	3,600
9	Jamtara	18,370	30,604	48,500	97,000	---	---	1,27,504
10	Pakur	73,980	1,23,251	31,310	62,620	---	---	1,85,871
11	Sahibganj	18,600	30,988	47,810	95,620	---	---	1,26,608
12	Chatra (N)	---	---	---	---	---	---	---
13	Chatra (S)	62,000	1,03,292	---	---	---	---	1,03,292
14	Hazaribag (E)	194,000	3,89,800	---	---	---	---	3,89,800
15	Hazaribag (W)	889,769	11,63,167	---	---	---	---	11,63,167
16	Koderma	600.000	4,13,200	---	---	1,500	1,500	4,14,700
17	Chaibasa	---	---	---	---	---	---	---
18	Jamshedpur	---	---	---	---	---	---	---
19	Kolhan	---	---	---	---	---	---	---
20	Porahat	36,530	60,859	---	---	---	---	60,859
21	Saraikela	---	---	---	---	---	---	---
22	Saranda	---	---	---	---	---	---	---
23	Garhwa (N)	---	---	---	---	---	---	---
24	Garhwa (S)	---	---	---	---	---	---	---
25	Latehar	156,360	1,71,996	---	---	---	---	1,71,996
26	Medininagar	---	---	---	---	---	---	---
27	Khunti	61,000	1,01,626	---	---	---	---	1,01,626
28	Lohardaga	127,178	2,11,879	---	---	---	---	2,11,879
29	Ranchi	---	---	---	---	---	---	---
30	Simdega	---	---	---	---	---	---	---
31	Gumla	---	---	---	---	---	---	---
32	H'bag Wildlife	---	---	---	---	---	---	---
	<b>Grand Total</b>	<b>3172.275</b>	<b>4150945</b>	<b>184.780</b>	<b>369560</b>	<b>31254.000</b>	<b>31254</b>	<b>4551759</b>

## CA / PCA Completion 2015-16

Sl. No.	Name of F. Div.	Block Plantation		Linear Plantation				Total No. of Plants planted
		Area (ha)	No. of Plants planted	Length (km)	No. of Plants planted	Number (gab)	No. of Plants planted	
1	2	3	4	5	6	7	8	9
1	Bokaro	150.000	2,49,900	---	---	---	---	2,49,900
2	Dhanbad	35.220	58,677	6.00	12,000	---	---	70,677
3	Girdih (E)	230.000	3,83,180	---	---	---	---	3,83,180
4	Girdih (W)	---	---	---	---	---	---	---
5	Ramgarh	---	---	---	---	1,000	1,000	1,000
6	Deoghar	---	---	---	---	---	---	---
7	Dumka	---	---	---	---	---	---	---
8	Godda	5.000	8,330	---	---	---	---	8,330
9	Jamtara	---	---	---	---	---	---	---
10	Pakur	---	---	---	---	---	---	---
11	Sahibganj	---	---	---	---	---	---	---
12	Chatra (N)	---	---	---	---	---	---	---
13	Chatra (S)	322.400	5,37,118	---	---	---	---	5,37,118
14	Hazaribag (E)	232.000	2,55,200	---	---	---	---	2,55,200
15	Hazaribag (W)	403.000	4,43,300	---	---	---	---	4,43,300
16	Koderma	31.600	52,646	---	---	---	---	52,646
17	Chaibasa	---	---	---	---	---	---	---
18	Jamshedpur	---	---	---	---	---	---	---
19	Koihan	---	---	---	---	---	---	---
20	Porahat	---	---	---	---	---	---	---
21	Seraikela	---	---	---	---	---	---	---
22	Saranda	---	---	---	---	---	---	---
23	Garhwa (N)	---	---	---	---	---	---	---
24	Garhwa (S)	---	---	---	---	---	---	---
25	Latehar	130.000	1,43,000	---	---	---	---	1,43,000
26	Medininagar	---	---	---	---	---	---	---
27	Khunti	---	---	---	---	---	---	---
28	Lohardaga	---	---	---	---	---	---	---
29	Ranchi	---	---	---	---	---	---	---
30	Simdega	66.350	80,745	---	---	---	---	80,745
31	Gumla	---	---	---	---	---	---	---
32	H'bag Wildlife	---	---	---	---	---	---	---
	<b>Grand Total</b>	<b>1605.570</b>	<b>2212095</b>	<b>6.000</b>	<b>12000</b>	<b>1000</b>	<b>1000</b>	<b>2225095</b>



**Jharkhand CAMPA**  
**NPV Plantation (Completion)**

Sl. No.	Name of F. Div.	FY 2015-16					FY 2016-17					FY 2017-18	
		Afforestation & Soil Conservation		Linear Gabion Plantation		Total No. of Plants planted	Afforestation & Soil Conservation)		Linear Gabion Plantation		Total No. of Plants planted	Afforestation & Soil Conservation)	
		Physical	No. of Plants planted	No. of Gabion	No. of Plants planted		Physical	No. of Plants planted	No. of Gabion	No. of Plants planted		Physical	No. of Plants planted
1	2	3	4	5	6	7	8	9	10	11	12	13	14
1	Bokaro	150,000	2,49,900	---	---	2,49,900	150,000	2,49,900	---	---	2,49,900	100,000	1,66,600
2	Dhanbad	150,000	2,49,900	---	---	2,49,900	150,000	2,49,900	---	---	2,49,900	100,000	1,66,600
3	Giridih (E)	150,000	2,49,900	---	---	2,49,900	150,000	2,49,900	---	---	2,49,900	100,000	1,66,600
4	Giridih (W)	300,000	4,99,800	---	---	4,99,800	300,000	4,99,800	---	---	4,99,800	100,000	1,66,600
5	Ramgarh	100,000	1,66,600	---	---	1,66,600	75,000	1,24,950	---	---	1,24,950	---	---
6	Deoghar	---	---	---	---	---	---	---	---	---	---	---	---
7	Dumka	---	---	---	---	---	150,000	2,15,940	---	---	2,15,940	100,000	1,00,000
8	Godda	120,000	1,99,920	---	---	1,99,920	135,000	2,24,910	---	---	2,24,910	100,000	1,66,600
9	Jamtara	150,000	2,49,900	---	---	2,49,900	---	---	---	---	---	100,000	1,66,600
10	Pakur	---	---	---	---	---	30,000	49,980	---	---	49,980	---	---
11	Sahibganj	---	---	---	---	---	120,000	1,99,920	---	---	1,99,920	---	---
12	Chatra (N)	245,000	4,08,170	---	---	4,08,170	250,000	4,16,500	---	---	4,16,500	100,000	1,66,600
13	Chatra (S)	200,000	3,33,200	---	---	3,33,200	250,000	4,16,500	---	---	4,16,500	100,000	1,66,600
14	Hazaribag (E)	200,000	3,33,200	---	---	3,33,200	200,000	3,33,200	---	---	3,33,200	100,000	1,66,600
15	Hazaribag (W)	240,000	3,99,840	---	---	3,99,840	200,000	3,33,200	---	---	3,33,200	100,000	1,66,600
16	Koderma	200,000	3,33,200	---	---	3,33,200	185,000	3,08,210	---	---	3,08,210	25,000	41,650
17	Chaibasa	150,000	2,49,900	---	---	2,49,900	50,000	83,300	---	---	83,300	---	---
18	Jamshedpur	200,000	3,33,200	---	---	3,33,200	250,000	4,16,500	---	---	4,16,500	200,000	2,33,300
19	Kolhan	150,000	2,49,900	---	---	2,49,900	---	---	---	---	---	---	---
20	Parahat	---	---	---	---	---	---	---	---	---	---	---	---
21	Saraikela	100,000	1,66,600	---	---	1,66,600	150,000	2,49,900	---	---	2,49,900	100,000	1,66,600
22	Saranda	150,000	2,49,900	---	---	2,49,900	---	---	---	---	---	---	---
23	Garhwa (N)	50,000	83,300	---	---	83,300	100,000	1,66,600	---	---	1,66,600	50,000	83,300
24	Garhwa (S)	100,000	1,66,600	---	---	1,66,600	140,000	2,33,240	---	---	2,33,240	50,000	50,000
25	Latehar	170,000	2,83,220	---	---	2,83,220	100,000	1,66,600	---	---	1,66,600	100,000	1,00,000
26	Medininagar	150,000	2,49,900	---	---	2,49,900	90,000	1,49,940	---	---	1,49,940	100,000	1,00,000
27	Khunti	110,000	1,83,260	---	---	1,83,260	120,000	1,65,960	---	---	1,65,960	69,000	69,000
28	Lohardaga	125,000	2,08,250	---	---	2,08,250	50,000	55,000	---	---	55,000	100,000	1,10,000
29	Ranchi	250,000	4,16,500	3,200	3,200	4,19,700	213,000	2,34,300	1,360	1,360	2,35,660	100,000	1,00,000
30	Simdega	123,000	2,04,918	---	---	2,04,918	170,000	1,87,000	---	---	1,87,000	70,000	70,000
31	Gumla	125,000	2,08,250	---	---	2,08,250	100,000	1,10,000	---	---	1,10,000	30,000	30,000
32	PTR (Buffer)	---	---	---	---	---	---	---	---	---	---	---	---
33	PTR (Core)	---	---	---	---	---	---	---	---	---	---	---	---



Sl. No.	Name of F. Div.	FY 2015-16					FY 2016-17					FY 2017-18	
		Afforestation & Soil Conservation		Linear Gabion Plantation		Total No. of Plants planted	Afforestation & Soil Conservation)		Linear Gabion Plantation		Total No. of Plants planted	Afforestation & Soil Conservation)	
		Physical	No. of Plants planted	No. of Gabion	No. of Plants planted		Physical	No. of Plants planted	No. of Gabion	No. of Plants planted		Physical	No. of Plants planted
1	2	3	4	5	6	7	8	9	10	11	12	13	14
34	Ele. Proj, JSR	---	---	---	---	---	---	---	---	---	---	20,000	33,320
35	H'bag WL	100,000	1,66,600	---	---	1,66,600	---	---	---	---	---	---	---
36	Ranchi WL	---	---	---	---	---	---	---	---	---	---	---	---
37	Deoghar SF	106,000	1,76,596	---	---	1,76,596	15,000	24,990	---	---	24,990	27,500	45,815
38	Dumka SF	332,000	5,53,112	---	---	5,53,112	350,000	5,83,100	---	---	5,83,100	---	---
39	Garhwa SF	325,000	5,41,450	---	---	5,41,450	336,000	5,59,776	---	---	5,59,776	180,000	2,99,880
40	Hazaribag SF	350,000	5,83,100	---	---	5,83,100	333,000	5,54,778	---	---	5,54,778	180,000	2,99,880
41	Koderma SF	350,000	5,83,100	---	---	5,83,100	350,000	5,83,100	---	---	5,83,100	180,000	2,99,880
42	Latehar SF	340,000	5,66,440	---	---	5,66,440	350,000	5,83,100	---	---	5,83,100	180,000	2,99,880
43	Adityapur SF	200,000	3,33,200	---	---	3,33,200	300,000	4,99,800	---	---	4,99,800	180,000	2,99,880
44	Chaibasa SF	350,000	5,83,100	---	---	5,83,100	350,000	5,83,100	---	---	5,83,100	180,000	1,80,000
45	Ranchi SF	---	---	---	---	---	90,000	1,21,640	---	---	1,21,640	90,000	90,000
46	Simdega SF	310,000	5,16,460	---	---	5,16,460	272,000	2,99,200	---	---	2,99,200	180,000	1,80,000
	Grand Total -	6921.00	11530386	3200	3200	11533586	6624.00	10483734	1360	1360	10485094	3491.50	4948385

**CAMPA (Other works)**  
**Year-wise Works (FY 2010-11 to 2017-18)**

Sl.No.	Other Works	Unit	FY 2010-11	FY 2011-12	FY 2012-13	FY 2013-14	FY 2014-15	FY 2015-16	FY 2016-17	FY 2017-18	Total
1	Water Harvesting/Retention Structures	No.	601	323	229	248	340	308	1	0	2050
2	Permanent Nurseries - Maintenance	Ha.	---	101.69	101.69	101.55	101.55	97.05	87.25	86.25	
3	NR, Silviculture operation and Soil & Moisture conservation	Ha.	---	---	---	---	---	---	850.00	2199.43	3049.43
4	Boundary Pillars- Construction	No.	---	---	---	---	43446	---	28115	40481	112042
5	Strengthening of GIS Cells	Unit	---	---	---	---	6	6	6	6	
6	Digitisation of Cadasral Sheets	Villages	---	---	---	7134	700	570	0	0	8404
7	New Building Construction (Frontline Staff)	No.	---	---	---	51	108	42	0	75	276
8	Building Repair (Frontline Staff)	No.	---	---	---	563	406	651	0	948	
9	Forest Road Repair	Km	---	---	4412.17	2329.58	3421.70	2747.96	2843.60	3146.28	
10	Vehicles (Frontline Staff)	No.	---	---	0	60	54	16	1	5	136
11	Home guards for Forest Protection	No.	---	---	---	---	480	544	585	650	

**Other expenditure heads :**

12	Dev. Of Wildlife Sanctuaries
13	Anti-depredation Scheme
14	POL Expenses (136 Vehicles)
15	Wages of Drivers (136 Nos)
16	Wages for Computer Operator (192 Nos.)

**Forestry and other activities carried out in the state in last three years from the fund received under other schemes**

(Rs. in Lakh)

Sl. No.	Major Head/ Minor Heads of Development (Scheme-wise)	2015-16	2016-17	2017-18
<b>A</b>	<b>2406 – Forestry and Wildlife</b>			
<b>A.1</b>	<b>Centrally Sponsored Schemes (State Share)</b>			
	<b>Continuing Schemes</b>			
1	Intensification of Forest Management (CSS; 60:40) State Share	145.489	182.830	62.910
2	Palamau Tiger Reserve (CSS; 60:40) State Share	0.000	109.791	131.900
3	Palamau Tiger Reserve (CSS; 50:50) State Share	78.537	185.000	180.726
4	Project Elephant (CSS; 60:40)	0.000	80.000	81.804
5	Integrated Development of Wildlife Habitat (CSS; 60:40) State Share	0.000	80.000	45.635
6	Sub-Mission of Agro Forestry (CSS; 60:40) State Share			144.000
7	National Afforestation Programme (NAP) (CSS; 60:40) State Share	0.000	426.380	0.000
	<b>Total A.1 (Sl. No. 1 to 7)</b>	<b>224.026</b>	<b>1064.001</b>	<b>646.975</b>
<b>A.2</b>	<b>State Plan Schemes</b>			
	<b>Restructured Schemes</b>			
1	Training, Publicity, Research & Evaluation (Old schemes : (i) 01-Forest Survey, Working Plans, Research & Evaluation (ii) 02-Training Facilities (iii) 20-Forest Publicity)	0.000	0.000	1246.301
	<b>Continuing Schemes</b>			
1	Mulhyamantri Jan-Van Yojna	0.000	1000.000	84.053
2	Third Party evaluation of forestry schemes	0.000	100.000	0.000
3	Afforestation & Soil Conservation on Notified Forest Land	6657.929	10891.084	11486.662
4	Afforestation on Land Outside Notified forest	5265.700	6780.320	6373.912
5	Digitization and Consolidation of Forest Boundary & Records	3198.577	4000.000	4001.596
6	Modernization & IT enabled Services for Forest Offices	505.509	735.000	300.766
7	Wildlife Crime Control	225.788	300.000	1885.037
8	Eco-development, Wildlife Education and Awareness	197.353	300.000	0.000
9	Permanent Nurseries & Seed Orchards	72.903	413.470	6.173
10	Development of Minor Forest Produce	1376.413	1637.006	1487.414
11	Forest Management Facilities	2397.575	2500.000	2742.885
12	Training Facilities	158.950	300.000	0.000
13	Publicity & Public Relations	151.020	275.000	0.000
14	Forest Survey, Working Plans, Research & Evaluation	215.921	300.000	0.000
15	Jharkhand Participatory Forest Management Project	32.971	85.880	71.383
16	Silvicultural operations	0.000	1872.139	2639.265
	<b>Sub Total (Sl. No. 1 to 19)</b>	<b>20456.609</b>	<b>31489.899</b>	<b>32325.447</b>
1	13th Finance Commission (Grant-in-aid)	0.000	0.000	
	<b>Total A (A.1 + A.2)</b>	<b>20680.635</b>	<b>32553.900</b>	<b>32972.422</b>
<b>B</b>	<b>4406 – Capital Outlay on Forestry and Wildlife</b>			
	<b>Continuing Schemes</b>			
1	Grant-in-aid to JHARPARKS	50.000	500.000	1083.480
2	Grant-in-aid to Jharkhand State Zoo Authority	500.000	500.000	650.000
3	Grant-in-aid to Jharkhand State Bio-diversity Board and Other Autonomous bodies (NTFP Board etc.) of the Department	200.000	200.000	300.000
4	Grant-in-aid to Eco-tourism	0.000	800.000	876.978
	<b>Total C (Sl. No. 1 to 3)</b>	<b>750.000</b>	<b>2000.000</b>	<b>2910.458</b>
	<b>Grand Total (A.1+ A.2+B)</b>	<b>21430.635</b>	<b>34553.900</b>	<b>35882.880</b>



ABSTRACT

Detailed data base of Forest Lands Diversion under F.C. Act, 1980

Sl. No.	Period of Land Diversion & Fund Deposits	Sl. No.	Proposal Name & number	Category (Mining, Road etc.)	User Agency (State Govt., GoI, Private/ General)	Area of Forest land applied for (ha)	Area of forest Diverted (ha)	Proposal Status	CA (if applicable) (in ha)	Area of NFL identified under general category (in ha)	Area of DFL identified under exempt category (in ha)	Less than one ha of forest land diverted under exempt category (in ha)	NPV Rs. (in lakh)	CA Rs. (in lakh)	ACA Rs. (in lakh)	PCA Rs. (in lakh)	CAT Rs. (in lakh)	Others, if any	Interest Amount	Total amount Rs. (in lakh)	Remarks
1	2	3	4	5	6	7	8	9	10	11	12	13	14	15	16	17	18	19	20	21	22
1	22.10.1980 to 25.11.2000	71				3,671.253	3,471.309		3,248.298	491.945	2,067.268	1.178	6,523.976	1,218.422	90.248	221.319	681.683			3,051.414	
2	16.11.2000 to 21.03.2008	90				2,024.053	6,895.655		11,138.981	272.599	8,436.164	2.000	42,316.118	4,888.385	1,652.070	3,866.857	3,180.055			37,673.465	
3	01.04.2008 to 21.03.2012	206				16,873.794	9,275.778		22,932.258	1,559.798	10,297.507	10.419	1,06,555.729	11,352.539	2,290.871	3,879.707	3,512.446			1,29,581.072	
4	01.04.2012 to 31.03.2015	120				6,083.922	4,028.117		5,188.937	77.235	3,045.022	9.908	26,574.000	3,243.101	3,723.498	801.060	3,657.126			45,988.713	
5	01.04.2015 to 31.12.2018	41				3,611.096	1,824.135		2,802.587	48.965	2,854.936	-	3,069.022	1,507.569	268.735	25.165	89.098			5,000.580	
	<b>Total</b>	<b>328</b>				<b>37,214.868</b>	<b>25,166.035</b>		<b>48,110.340</b>	<b>2,490.340</b>	<b>27,300.851</b>	<b>23.505</b>	<b>1,87,878.850</b>	<b>23,138.038</b>	<b>8,105.214</b>	<b>6,958.058</b>	<b>11,135.088</b>			<b>2,47,814.735</b>	

Detailed data base of Old Projects Renewal under F.C. Act, 1980

Sl. No.	Period of Land Diversion & Fund Deposits	Sl. No.	Proposal Name & number	Category (Mining, Road etc.)	User Agency (State Govt., GoI, Private/ General)	Area of Forest land applied for (ha)	Area of forest Diverted (ha)	Proposal Status	CA (if applicable) (in ha)	Area of NFL identified under general category (in ha)	Area of DFL identified under exempt category (in ha)	Less than one ha of forest land diverted under exempt category (in ha)	NPV Rs. (in lakh)	CA Rs. (in lakh)	ACA Rs. (in lakh)	PCA Rs. (in lakh)	CAT Rs. (in lakh)	Others, if any	Interest Amount	Total amount Rs. (in lakh)	Remarks
1	2	3	4	5	6	7	8	9	10	11	12	13	14	15	16	17	18	19	20	21	22
1	25.10.1980 to 15.11.2000	10				1433.354	1413.878		1373.880	1573.840	1242.818	0.000	3144.039	282.771	0.000	539.349	0.961			846.537	
2	16.11.2000 to 21.03.2008	13				1104.329	1093.240	0.000	1666.899	181.500	1527.254	0.000	5902.281	897.111	0.000	705.143	5.196			7508.730	
3	01.04.2008 to 21.03.2012	30				1620.451	850.602	0.000	1851.761	8.781	1867.620	0.000	2117.478	1455.856	28.550	2.308	0.609			3844.801	
4	01.04.2012 to 31.03.2015	12				1304.691	1105.881	0.000	299.004	0.000	55.790	0.000	22805.603	2437.643	0.000	0.000	0.000			25238.044	
5	01.04.2015 to 31.12.2018	8				304.484	171.440	0.000	237.308	0.000	151.080	0.000	46.943	21.380	0.000	0.000	0.000			78.121	
	<b>Total</b>	<b>73</b>				<b>5478.510</b>	<b>4740.948</b>	<b>0.000</b>	<b>5622.618</b>	<b>1763.127</b>	<b>4828.365</b>	<b>0.000</b>	<b>16251.409</b>	<b>5004.566</b>	<b>28.550</b>	<b>1250.789</b>	<b>1.168</b>	<b>0.000</b>	<b>0.000</b>	<b>41128.539</b>	
	<b>Grand Total</b>		<b>601.000</b>	<b>0.000</b>	<b>0.000</b>	<b>47693.358</b>	<b>30006.983</b>	<b>0.000</b>	<b>50733.958</b>	<b>4214.666</b>	<b>32033.212</b>	<b>23.505</b>	<b>2,04,139.300</b>	<b>27,740.623</b>	<b>8,133.851</b>	<b>8208.877</b>	<b>12141.136</b>	<b>0.000</b>	<b>0.000</b>	<b>2,90,014.770</b>	

CAMPA WORKS (1)  
Statement of Financial Year- wise Plantations under CAMPA (FY 2010-11 to 2017-18)  
(Based on Completion/ Plantation year)

Scheme	Item	FY 2010-11		FY 2011-12		FY 2012-13		FY 2013-14		FY 2014-15		FY 2015-16		FY 2016-17		FY 2017-18		Grand Total	
		Area/Road length/No. of Gab.	No. of Seedling planted	Area/Road length/No. of Gab.	No. of Seedling planted	Area/Road length/No. of Gab.	No. of Seedling planted	Area/Road length/No. of Gab.	No. of Seedling planted	Area/Road length/No. of Gab.	No. of Seedling planted	Area/Road length/No. of Gab.	No. of Seedling planted	Area/Road length/No. of Gab.	No. of Seedling planted	Area/Road length/No. of Gab.	No. of Seedling planted	Area/Road length/No. of Gab.	No. of Seedling planted
1	2	3	4	5	6	7	8	9	10	11	12	13	14	15	16	17	18	19	20
CA/PCA	Forest Land	—	—	3,902.315	82,01,744	3,725,000	45,38,324	2,319,559	37,06,354	2,870,540	42,79,071	1,507,620	20,76,705	2,968,407	38,48,504	4,501,325	24,38,330	23,875,651	3,32,39,252
	Non-Forest Land	—	—	8,500	7,190	912,060	11,58,452	—	—	124,330	1,96,596	97,950	1,33,280	193,888	3,02,441	80,232	80,219	1,474,940	16,90,240
	Sub Total (Block Pl.)	—	—	8,968,816	81,08,934	4,437,100	56,96,776	2,319,559	37,68,354	3,004,870	44,74,867	1,605,570	22,12,285	3,172,275	41,50,945	4,581,557	45,18,549	25,290,791	3,51,29,492
CA/PCA	Linear Pl. (Km)	49,000	9,800	—	—	—	—	—	—	—	—	8,000	12,000	161,700	3,88,368	27,900	30,000	207,200	4,90,280
	Linear Pl. (Gabor)	—	—	—	—	—	—	—	—	—	38,000	—	1,000	—	31,264	—	1,75,720	—	2,42,974
	Sub Total (Linear Pl.)	49,000	9,800	—	—	—	—	—	—	—	38,000	8,000	13,000	194,700	4,20,632	27,900	31,720	207,200	6,90,234
NPV Pl.	Establishment of Natural Forests	—	—	28,792,000	87,58,400	300,000	60,000	—	—	—	—	—	—	—	—	—	—	29,192,000	88,18,400
	Afforestation & Soil conservation	—	—	2,000,000	31,47,340	3,276,300	54,56,300	4,834,480	77,04,384	8,810,000	94,71,210	8,821,000	1,18,38,386	6,824,000	1,04,83,734	3,491,880	49,49,288	33,837,330	5,47,44,438
	Sub Total (NPV Pl.)	—	—	31,882,000	1,19,05,740	3,276,300	55,16,300	4,834,480	77,04,384	8,810,000	94,71,210	8,821,000	1,18,38,386	6,824,000	1,04,83,734	3,491,880	49,49,288	62,929,330	9,05,62,838
NPV Pl.	Linear Pl. (Gabor)	—	—	—	—	—	—	—	—	—	—	—	5,200	—	1,380	—	—	—	4,560
	Sub Total	—	—	—	—	—	—	—	—	—	—	—	5,200	—	1,380	—	—	—	4,560
	Structures, Natural Regeneration & SMC works	—	—	—	—	—	—	—	—	—	—	—	—	—	—	—	—	—	—
	Sub Total	—	—	—	—	—	—	—	—	—	—	—	—	—	—	—	—	—	—
	Grand Total	49,000	9,800	37601,816 ha	2,82,18,234	2213,500 ha	1,12,18,276	8944,059 ha	1,14,70,738	8814,870 ha + 30000 gab	1,29,81,877	6526,870 ha + 8,000 km + 3200 gab	1,37,58,685	8796,075 ha + 184,780 km + 32014 gab	1,85,26,853	8073,882 ha + 27,500 km + 175720 gab	1,26,38,874	88220,121 ha + 267,280 km + 248534 gab	8,83,37,252

## Different forestry schemes being implemented in the state (State Plan)

Sl. No.	Scheme Name
<b>A.1</b>	<b>Centrally Sponsored Schemes</b>
	<i>Continuing Schemes</i>
1	Intensification of Forest Management (CSS; 60:40)
2	Palamau Tiger Reserve (CSS; 60:40)
3	Palamau Tiger Reserve (CSS; 50:50)
4	Project Elephant (CSS; 60:40)
5	Integrated Development of Wildlife Habitat (CSS; 60:40)
6	Sub-Mission of Agro Forestry (CSS; 60:40)
<b>A.2</b>	<b>State Plan Schemes</b>
	<i>Restructured Schemes</i>
1	Wildlife Conservation & Crime Control (Old schemes : (i) 45-Wildlife Crime Control (ii) 44-Eco Development, Wildlife Education and Awareness (iii) 24-Wildlife Conservation)
2	Training, Publicity, Research & Evaluation (Old schemes : (i) 01-Forest Survey, Working Plans, Research & Evaluation (ii) 02-Training Facilities (iii) 20-Forest Publicity )
	<i>Continuing Schemes</i>
3	Mukhyamantri Jan-Van Yojna
4	Jharkhand State Climate Change Action Unit
5	Third Party evaluation of forestry schemes
6	Afforestation & Soil Conservation on Notified Forest Land
7	Afforestation on Land Outside Notified forest
8	Digitization and Consolidation of Forest Boundary & Records
9	Modernization & IT enabled Services for Forest Offices
10	Wildlife Crime Control
11	Eco-development, Wildlife Education and Awareness
12	Permanent Nurseries & Seed Orchards
13	Development of Minor Forest Produce
14	Wildlife Conservation
15	Forest Management Facilities
16	Training Facilities
17	Publicity & Public Relations
18	Forest Survey, Working Plans, Research & Evaluation
19	Jharkhand Participatory Forest Management Project
20	Silvicultural operations
<b>B</b>	<b>4406 – Capital Outlay on Forestry and Wildlife</b>
	<i>Continuing Schemes</i>
1	Grant-in-aid to JHARPARKS
2	Grant-in-aid to Jharkhand State Zoo Authority
3	Grant-in-aid to Jharkhand State Bio-diversity Board and Other Autonomous bodies of the Department
4	Grant-in-aid to Eco-tourism



Annexure - 6

**Total afforestation work done in last three years under State Plan in various schemes being implemented in the state**

S. No.	Year	State Plan	
		Area (in Ha)	No. of plants
1	2015-16	10,086.90	128,95,549
2	2016-17	6,730.26	110,78,744
3	2017-18	11,636.18	168,91,034
<b>TOTAL</b>		<b>28,453.34</b>	<b>408,65,327</b>

Ad-hoc

Compensatory Afforestation Fund Management and Planning Authority  
Constituted by the Hon'ble Supreme Court of India, by Order dated 5<sup>th</sup> May 2006 in  
IA No.1337 with IA Nos.827, 1122, 1216, 1473 in  
WP (Civil) No.202 of 1995 : T.N Godavarman Thirumalpad Vs Union of India & Ors.

4<sup>th</sup> floor, Block No.3, CGO Complex, New Delhi - 110 003

Phone No. (011) 24368006. FAX No. (011) 24368007. E-mail : [adhoc-campa-mef@nic.in](mailto:adhoc-campa-mef@nic.in)

No.13-34/2016-CAMPA

Dated the 19<sup>th</sup> December 2017.

Order.

It has been decided to constitute a Committee, with the following composition to consider and make recommendations on monitoring of Projects undertaken with financial assistance from the corpus held with the Ad-hoc Compensatory Afforestation Fund Management and Planning Authority, viz. :

- |   |             |
|---|-------------|
| 1. Dr Tejinder Singh, Addl PCCF (Central), MoEF&CC, Bhopal        | Chairman    |
| 2. Shri M R G Reddy, Addl PCCF (Central), MoEF&CC, Chennai        |             |
| 3. Shri Kanwarjit Singh, Addl PCCF (Central), MoEF&CC, Nagpur     |             |
| 4. Shri C D Singh, Addl PCCF (Central), MoEF&CC, Chandigarh       |             |
| 5. 1 person each to be nominated by the DG FSI/ DG ICFRE/ Dir WII |             |
| 6. IGF.FC), MoEF&CC/ Member Secretary AD-hoc CAMPA                | Members     |
| 7. Dy Inspector General of Forest (FC), MoEF&CC                   | Member Secy |

2. The terms of reference of the Committee shall be :

- (1) to develop the framework for monitoring of all works undertaken from the Compensatory Afforestation Funds, released by the Ad-hoc CAMPA;
- (2) to develop proper forms to be filled and submitted for monitoring ;
- (3) to analyse the existing conditions and develop the standard and general conditions to be stipulated in the forest clearance granted under the FC Act 1980. These conditions should be quantifiable, measurable visible and monitorable by the authorities responsible for monitoring of compliance of these conditions ;
- (4) to suggest agencies which may be registered for monitoring of the works and suggest the terms and conditions proposed and submitted with the monitoring report, as Annexure.

3. The Committee shall meet at such venues, dates/ intervals as may be determined by the Chairman. The Chairman shall be at liberty to constitute

APCCF, CAMPA

Please discuss

5  
8/1/18

कार्यालय प्रधान मु.प.स. काठमाडौं

दि.सं.सं.सं. 76  
09.01.18  
दिनांक.....

15-1-2018

sub- Committees to whom specific issues may be referred for focused consideration and report.

4. The expenses on deliberations of the Committee shall be met from the same source as the salaries of the Members are drawn.

5. The Committee shall submit its report within a period of 6 months.

  
(D K Sinha)

Inspector General of Forests and  
Chief Executive Officer, Ad-hoc CAMPA

To:

1. All Members of the Committee ;
  2. Pr CCFs / HoFF, All States/ UTs ;
- PPS to DGF&SS/ PPS to Addl DGF.FC /WL/NTCA/



## Annexure- 8

## Budgetary allocation in the state in previous year for forestry &amp; ancillary activities under state schemes

(Rs. in Lakh)

Sl. No.	Major Head/ Minor Heads of Development (Scheme-wise)	2017:18
<b>A</b>	<b>2406 – Forestry and Wildlife</b>	
<b>A.1</b>	<b>Centrally Sponsored Schemes (State Share)</b>	
	<b>Continuing Schemes</b>	
1	Intensification of Forest Management (CSS: 60:40) State Share	62.910
2	Palamau Tiger Reserve (CSS: 60:40) State Share	131.900
3	Palamau Tiger Reserve (CSS: 50:50) State Share	180.726
4	Project Elephant (CSS: 60:40)	81.804
5	Integrated Development of Wildlife Habitat (CSS: 60:40) State Share	45.635
6	Sub-Mission of Agro Forestry (CSS: 60:40) State Share	144.000
7	National Afforestation Programme (NAP) (CSS: 60:40) State Share	0.000
	<b>Total A.1 (Sl. No. 1 to 7)</b>	<b>646.975</b>
<b>A.2</b>	<b>State Plan Schemes</b>	
	<b>Restructured Schemes</b>	
1	Training, Publicity, Research & Evaluation (Old schemes : (i) 01-Forest Survey, Working Plans, Research & Evaluation (ii) 02-Training Facilities (iii) 20-Forest Publicity )	1246.301
	<b>Continuing Schemes</b>	
1	Mukhyamantri Jan-Van Yojna	84.053
2	Third Party evaluation of forestry schemes	0.000
3	Afforestation & Soil Conservation on Notified Forest Land	11486.662
4	Afforestation on Land Outside Notified forest	6373.912
5	Digitization and Consolidation of Forest Boundary & Records	4001.596
6	Modernization & IT enabled Services for Forest Offices	300.766
7	Wildlife Crime Control	1885.037
8	Eco-development, Wildlife Education and Awareness	0.000
9	Permanent Nurseries & Seed Orchards	6.173
10	Development of Minor Forest Produce	1487.414
11	Forest Management Facilities	2742.885
12	Training Facilities	0.000
13	Publicity & Public Relations	0.000
14	Forest Survey, Working Plans, Research & Evaluation	0.000
15	Jharkhand Participatory Forest Management Project	71.383
16	Silvicultural operations	2639.265
	<b>Sub Total (Sl. No. 1 to 16)</b>	<b>32325.447</b>
	<b>Total A (A.1 + A.2)</b>	<b>32972.422</b>
<b>B</b>	<b>4406 – Capital Outlay on Forestry and Wildlife</b>	
	<b>Continuing Schemes</b>	
1	Grant-in-aid to JHARPARKS	1083.460
2	Grant-in-aid to Jharkhand State Zoo Authority	650.000
3	Grant-in-aid to Jharkhand State Bio-diversity Board and Other Autonomous bodies (NTFP Board etc.) of the Department	300.000
4	Grant-in-aid to Eco-tourism	876.978
	<b>Total C (Sl. No. 1 to 3)</b>	<b>2910.458</b>
	<b>Grand Total (A.1+ A.2+B)</b>	<b>35882.880</b>

CA / PCA (Completion & Maintenance) 2018-19

Sl. No.	Name of F. Div.	Forest Land Cmp Work		Non-Forest Land Compl. Work		CA/PCA Linear Pl. Comp work				Forest Land Maint. Yr 3		CA/PCA Linear Pl. Maint. Yr 3				Forest Land Maint. Yr 4	
		Area (ha)	Amount	Area (ha)	Amount	Length (km)	Amount	No. (gab)	Amount	Area (ha)	Amount	Length (km)	Amount	No. (gab)	Amount	Area (ha)	Amount
1	Bokaro	483.920	128.606	--	--	--	--	--	--	342.280	42.590	--	--	--	--	473.000	53.176
2	Dhanbad	77.000	22.447	20.360	6.723	--	--	--	--	147.330	21.614	--	--	--	--	--	--
3	Giridih (E)	212.350	63.032	--	--	--	--	--	--	--	--	--	--	--	--	--	--
4	Giridih (W)	--	--	--	--	--	--	--	--	--	--	--	--	--	--	--	--
5	Ramgarh	125.000	36.525	--	--	--	--	--	--	510.000	82.507	--	--	--	--	--	--
6	Deoghar	170.000	49.805	--	--	--	--	--	--	--	--	1.500	4.993	--	--	400.000	37.356
7	Dumka	--	--	--	--	--	--	173666	597.810	16.277	1.873	2.000	2.853	1,73,666	594.783	61.458	8.063
8	Godda	--	--	--	--	--	--	--	--	1.260	1.215	--	--	--	--	--	--
9	Jamtara	3.460	2.226	--	--	2.237	2.916	--	--	--	--	--	--	--	--	18.370	2.292
10	Pakur	45.900	14.172	--	--	--	--	--	--	--	--	--	--	--	--	73.980	9.208
11	Sahibganj	--	--	--	--	--	--	--	--	--	--	--	--	--	--	18.600	2.177
12	Chatra (N)	--	--	--	--	--	--	--	--	399.030	53.274	--	--	--	--	--	--
13	Chatra (S)	146.585	44.227	--	--	--	--	--	--	394.400	53.794	--	--	--	--	62.000	6.545
14	Hazaribag (E)	--	--	--	--	--	--	--	--	--	--	--	--	--	--	194.000	23.417
15	Hazaribag (W)	230.000	44.999	--	--	11.000	14.340	--	--	1,296.900	123.961	--	--	--	--	889.769	80.015
16	Koderma	--	--	3.000	1.451	--	--	500	2.144	800.000	31.845	--	--	--	--	600.000	55.793
17	Chaibasa	--	--	--	--	--	--	--	--	--	--	--	--	1.560	5.343	--	--
18	Jamshedpur	--	--	--	--	--	--	--	--	17.500	3.539	--	--	--	--	--	--
19	Kohtan	--	--	--	--	--	--	--	--	--	--	--	--	--	--	--	--
20	Parahat	62.720	12.924	--	--	--	--	--	--	--	--	--	--	--	--	36.530	5.435
21	Sarakela	--	--	--	--	--	--	--	--	116.573	20.308	--	--	--	--	--	--
22	Saronia	--	--	--	--	--	--	--	--	--	--	--	--	--	--	--	--
23	Garhwa (N)	60.000	17.271	--	--	--	--	--	--	101.166	14.124	--	--	--	--	--	--
24	Garhwa (S)	--	--	--	--	--	--	--	--	--	--	--	--	--	--	--	--
25	Letehar	47.950	9.130	--	--	--	--	--	--	10.000	1.607	--	--	494	1.692	156.360	13.284
26	Medininagar	--	--	--	--	--	--	--	--	--	--	--	--	--	--	--	--
27	Gumla	19.638	6.408	126.060	27.398	--	--	--	--	10.836	3.038	--	--	--	--	--	--
28	Khunti	--	--	18.960	5.698	--	--	--	--	--	--	--	--	--	--	61.000	7.334
29	Lohardaga	--	--	--	--	--	--	--	--	--	--	--	--	--	--	127.178	15.070
30	Ranchi	--	--	--	--	--	--	--	--	316.000	28.616	22.000	31.383	--	--	--	--
31	Simdega	15.336	4.734	--	--	--	--	--	--	--	--	--	--	--	--	--	--
32	Hbag Wildlife	--	--	--	--	--	--	--	--	--	--	--	--	--	--	--	--
	Grand Total	1899.859	456.566	168.380	41.171	13.237	17.256	174166	599.954	4581.552	483.907	27.500	39.229	1,75,720	601.818	3172.275	306.270



Sl. No.	Name of E. Div.	CA/PCA Linear Pl. Maint. Yr 4				Forest Land Maint. Yr 5		CA/PCA Linear Pl. Maint. Yr 5				Forest Land Maint. Yr 6		CA/PCA Linear Pl. Maint. Yr 6		Forest Land Maint. Yr 7		Total Amount
		Length (km)	Amount	No. (gab)	Amount	Area (ha)	Amount	Length (km)	Amount	No. (gab)	Amount	Area (ha)	Amount	Number (gab)	Amount	Area (ha)	Amount	
1	2	19	20	21	22	23	24	25	26	27	28	29	30	31	22	33	34	35
1	Bokaro	---	---	---	---	150.000	13.936	---	---	---	---	302.120	4.332	---	---	---	---	242.641
2	Dhanbad	14.560	6.165	---	---	35.220	3.467	6.000	5.042	---	---	---	---	---	---	---	---	65.659
3	Girdih (E)	---	---	---	---	230.000	21.726	---	---	---	---	127.650	1.733	---	---	---	---	86.491
4	Girdih (W)	---	---	---	---	---	---	---	---	---	---	---	---	---	---	---	---	0.000
5	Ramgarh	---	---	26,154	89,574	---	---	---	---	1,000	1,787	509,000	7,798	6,000,000	10,721	190,000	1,733	230,645
6	Droghar	---	---	---	---	---	---	---	---	---	---	373,400	7,798	---	---	9,200	0,866	100,818
7	Dumka	42,600	18,040	---	---	---	---	---	---	---	---	---	---	---	---	---	---	1223,422
8	Godda	---	---	3,600	12,330	5,000	1,224	---	---	---	---	45,900	0,866	---	---	---	---	15,634
9	Jamtara	48,500	20,538	---	---	---	---	---	---	---	---	32,000	0,866	---	---	---	---	28,839
10	Pakur	31,310	13,259	---	---	---	---	---	---	---	---	---	---	---	---	---	---	39,639
11	Sahibganj	47,810	20,246	---	---	---	---	---	---	---	---	---	---	---	---	---	---	23,422
12	Chatra (N)	---	---	---	---	---	---	---	---	---	---	34,000	0,866	---	---	338,000	3,466	57,606
13	Chatra (S)	---	---	---	---	322,400	27,863	---	---	---	---	115,500	1,733	---	---	657,268	6,931	140,594
14	Hazaribag (E)	---	---	---	---	232,000	17,547	---	---	---	---	98,000	1,733	---	---	---	---	43,096
15	Hazaribag (W)	---	---	---	---	403,000	29,061	---	---	---	---	631,000	7,798	---	---	1,125,090	11,863	320,041
16	Koderma	---	---	1,500	5,137	31,600	7,862	---	---	---	---	128,000	3,466	---	---	---	---	87,699
17	Chaibasa	---	---	---	---	---	---	---	---	---	---	---	---	---	---	---	---	5,343
18	Jamshedpur	---	---	---	---	---	---	---	---	---	---	---	---	---	---	---	---	3,539
19	Kolhan	---	---	---	---	---	---	---	---	---	---	---	---	---	---	---	---	0,000
20	Parahat	---	---	---	---	---	---	---	---	---	---	---	---	---	---	---	---	18,108
21	Saonkeia	---	---	---	---	---	---	---	---	---	---	---	---	---	---	---	---	20,309
22	Soranda	---	---	---	---	---	---	---	---	---	---	---	---	---	---	---	---	0,000
23	Garhwa (N)	---	---	---	---	---	---	---	---	---	---	---	---	---	---	---	---	31,305
24	Garhwa (S)	---	---	---	---	---	---	---	---	---	---	---	---	---	---	---	---	0,000
25	Latehar	---	---	---	---	130,000	9,324	---	---	---	---	299,820	6,065	---	---	---	---	41,261
26	Medininagar	---	---	---	---	---	---	---	---	---	---	---	---	---	---	---	---	0,000
27	Gumla	---	---	---	---	---	---	---	---	---	---	105,510	6,065	---	---	---	---	42,909
28	Khunti	---	---	---	---	---	---	---	---	---	---	---	---	---	---	---	---	13,032
29	Lohardaga	---	---	---	---	---	---	---	---	---	---	---	---	---	---	---	---	15,070
30	Ranchi	---	---	---	---	---	---	---	---	---	---	140,970	3,466	30,000,000	53,607	---	---	117,073
31	Simdega	---	---	---	---	66,350	7,961	---	---	---	---	18,000	0,866	---	---	---	---	12,561
32	Hbag Wildlife	---	---	---	---	---	---	---	---	---	---	50,000	0,866	---	---	---	---	0,866
	Grand Total	184,780	78,247	31254	107,041	1605,570	139,871	6,000	5,042	1000	1,787	3004,870	56,318	36000,000	64,328	2319,559	26,860	3025,764



# Jharkhand CAMPA

ANNEXURE - II

CA / PCA Advance work during 2018-19

(Rs. in lakh)

Sl. No.	Name of Forest Div.	Name of Project	Area Diverted	Get Approval Letter No. & Dt.	Block PL									
					F.L.		N.F.L.		PCA		Safety zone			
					Phy (ha)	Fin	Phy (ha)	Fin	Phy (ha)	Fin	Phy (ha)	Fin		
1	2	3	4	5	6	7	8	9	10	11	12	13		
1	Dhanbad	BCCL Ghansadih, Berg OCP	234.08	B-44/2009 FC Dt. 12.04.2012	40.00	31.040				20.00	23.169			
					40.00	38.711			28.00	27.071				
		NH-32 Rajganj-West Bengal Boarder	8.9615	FP/JH/ROAD/16768/ 2013/1441 Dt. 23.08.2017	35.00	23.594								
					14.00	11.225								
*					50.000	49.836	50.000	50.181						
*					50.000	50.870								
<b>Total</b>			<b>243.0415</b>		<b>229.000</b>	<b>205.276</b>	<b>50.000</b>	<b>50.181</b>	<b>58.000</b>	<b>50.270</b>	<b>0.000</b>	<b>0.000</b>		
2	Rangarh	CCL Pundi OCP	53.97	B-46/2004 FC Dt. 06.08.2008	56.00	53.753								
		220 KV Transmission Line (Petarwar-Gola)	11.089	12(25)5/2004 FCE Dt. 28.05.2007	13.00	12.969								
		RGVV, Petratu Block	17.332	S-IHC 120/2009 BHU Dt. 04.08.2010	34.66	33.653								
		NH 33 Kujur Bypass	3.70853	S-IHC 124/2009 BHU Dt. 11.01.2010	7.57	7.864								
		*					50.000	49.146	50.000	49.491	50.000	49.836		
		*					50.000	50.181			50.000	50.870		
		*					50.000	31.560			50.000	52.349		
*					50.000	50.870			50.000	50.181				
<b>Total</b>			<b>85.09953</b>		<b>311.234</b>	<b>316.037</b>	<b>50.000</b>	<b>49.491</b>	<b>200.000</b>	<b>203.136</b>	<b>0.000</b>	<b>0.000</b>		
3	Bokaro				50.000	48.112	50.000	49.836	50.000	50.181				
					50.000	49.491								
<b>Total</b>			<b>0.000</b>		<b>100.000</b>	<b>97.603</b>	<b>50.000</b>	<b>49.836</b>	<b>50.000</b>	<b>50.181</b>	<b>0.000</b>	<b>0.000</b>		
4	Deoghar	DRDO			20.00	27.867								
					25.00	22.015								
					25.00	23.028								
					15.00	17.629								
		Deoghar-Dumka Bly												
		Haldua-Barauni crued oil pipe line		2.773	10/24-FCE Dt.10.01.1999			2.428	3.031					
		Augmentation of Haldua-Barauni pipe line		1.444	10(25)-3/2000 FCE Dt.12.02.2001	2.888	34.568							
		Installation of 200 KV Transformer & spread of cable in Tur Fehar		0.137	S-IHC 045/2007 BHU Dt. 30.11.2007	5.010	50.926							
		132 KV DC Jamtara-Madhupur Transmission Line		4.773	FP/JH/TRANS/16602/ 2013/450 Dt. 06.05.2016	9.546	32.970			10.000	21.113			
		Expansion of Deoghar Airport		7.34	FP/JH/OTHERS/18218/ 2016/1709 Dt. 24.11.2017			7.340	17.698					
Punashi Reservoir project		291.17	B-06/2016 FC Dt. 12.07.2017			7.280	7.592							
							19.990	19.541						
							10.170	10.262						
							34.920	33.935						
							4.860	5.317						

Sl. No.	Name of Forest Div.	Name of Project	Area Diverted	Govt Approval Letter No. & Dt.	Block Pl.								
					F.L.		N.F.L.		PCA		Safety zone		
					Phy (ha)	Fin	Phy (ha)	Fin	Phy (ha)	Fin	Phy (ha)	Fin	
1	2	3	4	5	6	7	8	9	10	11	12	13	
								20.120	19.663				
								11.530	11.587				
								10.000	10.149				
								5.260	5.693				
								24.990	24.241				
								4.05	4.535				
								10.120	10.261				
								16.590	16.344				
								10.000	10.149				
								10.520	10.638				
								4.210	4.706				
								2.420	3.032				
								27.520	27.990				
								2.830	3.408				
								10.120	10.261				
								7.690	7.977				
								16.200	16.034				
								9.870	10.027				
								4.450	4.931				
								2.020	2.647				
								3.710	4.236				
										20.000	23.398		
										20.000	30.363		
										10.000	15.052		
										30.000	27.641		
										11.250	27.412		
										20.000	25.826		
										20.000	23.003		
										20.000	29.069		
	<b>Total</b>		<b>307.636</b>		<b>102.464</b>	<b>209.003</b>	<b>301.228</b>	<b>315.916</b>	<b>161.250</b>	<b>222.876</b>	<b>0.000</b>	<b>0.000</b>	
5	Chatra (N)	PGC Malhan-Gaya 400 KV Transmission Line	81.851	8-64/2011 FC Dt. 08.08.2012	81.851	111.017							
				*	50.000	50.181	50.000	49.836					
				*	50.000	51.215							
	<b>Total</b>		<b>81.851</b>		<b>181.851</b>	<b>212.413</b>	<b>50.000</b>	<b>49.836</b>	<b>0.000</b>	<b>0.000</b>	<b>0.000</b>	<b>0.000</b>	
6	Chatra (S)	400 KV Transmission Line (Malhan-Gaya)	19.447	SOHC 161/2008 BHU Dt. 18.02.2010	41.13	45.807							
		CCL Ashoka Phase-1	166.91	8-178/1997 FC Dt. 09.11.1999	49.36	49.154							
		CCL Piparwar OCP	13.11	8-172/1989 FC Dt. 02.12.1992	46.45	44.864							
			<b>45.3</b>	8-172/1989 FC Dt. 03.01.1995									

Sl. No.	Name of Forest Div.	Name of Project	Area Diverted	Govt Approval Letter No. & Dt.	Block PI							
					F.L.		N.F.L.		PCA		Safety zone	
					Phy (ha)	Fin	Phy (ha)	Fin	Phy (ha)	Fin	Phy (ha)	Fin
1	2	3	4	5	6	7	8	9	10	11	12	13
			28.22 101.87	8-48/1998 FC Dt. 21.09.2001 8-54/2008 FC Dt. 01.10.2009								
		CCL Amrapali OCP	531.04	8-48/1997 FC Dt. 12.10.2010								
		CCL Magadha OCP	96.72	8-38/2008 FC Dt. 18.10.2010							11.09	38.525
		CCL Amrapali OCP	531.04	8-48/1997 FC Dt. 12.10.2010								
				*	50.000	50.525	50.000	50.181	50.000	48.836		
				*	50.000	51.560	50.000	50.870				
				*	50.000	50.870						
				*	50.000	52.249						
		<b>Total</b>	<b>1532.857</b>		<b>386.960</b>	<b>393.202</b>	<b>100.000</b>	<b>101.051</b>	<b>50.000</b>	<b>48.836</b>	<b>11.000</b>	<b>38.525</b>
7	Hazaribag (E)	Kedla OCP	168.5	8-55/2003 FC Dt. 23.08.2004 (Stage-1)	18.00	22.234						
		Karma	132.28	8-114/2003 FC Dt. 30.10.2008	60.00	53.676						
		Barkakana-Ranchi Rly Line	306.592	8-131/2003 FC Dt. 18.07.2007	57.56	63.672						
					50.000	52.249						
		<b>Total</b>	<b>607.372</b>		<b>205.560</b>	<b>181.831</b>	<b>0.000</b>	<b>0.000</b>	<b>0.000</b>	<b>0.000</b>	<b>0.000</b>	<b>0.000</b>
8	Hazaribag (W)	NTPC Pakribarwadhi	1026.438	8-56/2009 FC Dt. 17.09.2010	15.00	11.973						
		Const. of 400 KV DC Gaya-Maithan Transmission Line (Power Grid Corp.)	72.44	11/2003 FC Dt. 22.03.2012	100.00	75.942						
		Jemshedpur 33 KV Rampah Bokaro 132 KV Hazaribag 132 KV (Patnaru North)			20.00	15.715						
					33.43	29.370						
		Const. of 400 KV DC Koderma-Bokaro Transmission Line (Barhi Block) PGCL	40.58	8-59/2011 FC Dt. 20.08.2013	65.00	49.749						
		Widening of NH 33 widening (Barhi-Hazaribag Road)	15.48	8-06/2012 FC Dt. 08.12.2013	82.00	62.472						
					33.79	29.663						
		Const. of New BG Rly Line (Hazaribag-Barkakana)	153.813	8-44/2001 FC Dt. 01.04.2004	28.30	0.000						
		Const. of New BG Rly Line (Padma-Hazaribag)	235.88	8-89/2002 FC Dt. 09.08.2003		12.48	21.940					
						10.096						
		CCL Uzman DCP	91.04	8-68/2004 FC Dt. 17.07.2008								
				*	50.000	51.560	50.000	50.181	50.000	50.181		
				*	50.000	50.525						
				*	50.000	51.560						
				*	50.000	50.870						
				*	50.000	53.679						
				*	50.000	52.249						
				*	50.000	51.560						
				*	50.000	48.836						
		<b>Total</b>	<b>1635.781</b>		<b>821.000</b>	<b>743.014</b>	<b>50.000</b>	<b>50.181</b>	<b>50.000</b>	<b>50.181</b>	<b>0.000</b>	<b>0.000</b>



Sl. No.	Name of Forest Div.	Name of Project	Area Diverted	Govt Approval Letter No. & Dt.	Block Pl.								
					F.L.		N.F.L.		PCA		Safety zone		
					Phy (ha)	Fin	Phy (ha)	Fin	Phy (ha)	Fin	Phy (ha)	Fin	
1	2	3	4	5	6	7	8	9	10	11	12	13	
9	Koderma	M/s Kalinga Minerals, Bongadag	2.42	10(2113/1999 FCE Dt. 08.02.2001	0.40	2.406							
		Koderma-Gridih Rly Side	25.1	8-90/2003 FC Dt. 03.05.2005									
		2x500-1000 Super Thermal Power Plant, Koderma	155.1498	8-40/2007 FC Dt. 04.01.2008									
				*	50.000	50.181	50.000	50.181					
				*	50.000	50.870							
	Total		182.6698		100.400	103.457	50.000	50.181	0.000	0.000	0.000	0.000	
10	Chaibasa	Const. of Hww Rly Line (Malua-Dangvaposhi)		FP/JH/RAIL/18651/ 2016/2006 Dt. 26.02.2018									
					50.000	51.560							
	Total		0.000		50.000	51.560	0.000	0.000	0.000	0.000	0.000	0.000	
11	Jamshedpur	132 KV Transmission Line (M/s JUSCO Ltd.)	6.561	SJIB-031/2007 BHU Dt. 10.12.2007	14.00	14.668							
		400 KV DC JSR-Baripada Transmission Line (Power Grid Corp.)	41.819	8-39/2008 FC Dt. 12.10.2009	84.00	79.800							
		HCL Copper Mining Project	215.363	8-26/1997 FC Dt. 30.07.2009	194.76	181.614							
		Kharagpur-Chaibasa Transmission Line	29.286	FP/JH/Trans/14843/ 2014/1872 Dt. 08.01.2018	60.00	59.237							
		NHA 4/6 Lening Mahulia-Kharagpur Project	58.83	FP/JH/ROAD/15813/ 2015/640 Dt. 13.06.2016	117.66	117.999							
				*	50.000	52.349	50.000	49.836					
				*	50.000	51.560							
	Total		361.859		570.420	559.128	50.000	49.836	0.000	0.000	0.000	0.000	
12	Borehal	M/s SAIL, Kiriburu Iron Ore Project	644.26	8-69/1991 FC (pt) Dt. 26.11.2014	37.36	34.294							
					50.000	49.836							
	Total		644.26		87.360	84.130	0.000	0.000	0.000	0.000	0.000	0.000	
13	Saranita	M/s Steel Authority of India Ltd. (Diversion of Jangle-Jharl)	37.66	FP/JH/Others/14768/ 2015/368 Dt. 04.03.2016	50.00	35.076							
					50.000	52.349							
	Total		37.66		100.000	87.325	0.000	0.000	0.000	0.000	0.000	0.000	
14	Gurhwa (N)	M/s SAIL, Tulsidamar Dolomite Ore Mines	101.32	8-57/1994 FC Dt. 18.12.1997	47.515	45.769					8.125	8.386	
		M/s SAIL, Kiriburu Iron Ore Project			38.00	34.950							
					38.00	34.950							
	Total		101.320		119.515	115.669	0.000	0.000	0.000	0.000	8.125	8.386	
15	Latehar	Tekrud Coal Mines (Hazaribag west F. Div.)	139.00	8-26/2009 FC Dt. 21.04.2010			29.32	42.142					
					0.000	0.000	29.320	42.142	0.000	0.000	0.000	0.000	
	Total		139.00		0.000	0.000	29.320	42.142	0.000	0.000	0.000	0.000	
16	Medininagar	JVK Power Limited (Coal Project)		467 Dt. 21.08.2012			14.40	13.293					
							38.73	34.870					
							41.95	37.668					
							37.49	33.804					
							38.68	34.844					
							1.87	2.422					
	Total				0.000	0.000	173.120	156.900	0.000	0.000	0.000	0.000	

No.	Tary Forest Div.	Name of Project	Area of Diverted	G.O. No./P.O. No. Letter No. & Dt.	Block Ft.								
					F.L.		N.F.L.		PCA		Safety zone		
					Phy (ha)	Fin	Phy (ha)	Fin	Phy (ha)	Fin	Phy (ha)	Fin	
1	2	3	4	5	6	7	8	9	10	11	12	13	
17	Gumla	332 KV Gumla-Simdega Transmission Line	5.7392	FP/JH/Trans/17810/2011/1680 Dt. 10.11.2017	12.00	17.960							
		765 KV S/C Ranchi(Bero)-Dharamjygarh Transmission Line	6.775	B-75/2013 FC Dt. 06.08.2014	4.09	12.336							
								50.000	49.491				
	Total		12.5142		18.088	30.296	100.000	100.361	0.000	0.000	0.000	0.000	
18	Khunti	M/s Power Grid Corp (Purulia-Kharagpur Transmission Line)	36.820	FP/JH/Trans/14842/2014/116 Dt. 24.09.2015	46.00	44.351							
		JVK Power Limited (Coal Project)	374.87	B-26/2009 FC Dt.21.04.2010	28.00	27.071			18.94	20.010			
	Total		411.690		74.000	71.423	18.960	20.010	0.000	0.000	0.000	0.000	
19	Lohardaga	Saranda F. Division		B-46/2010 FC Dt. 06.08.2014			13.45	14.320					
				S-IHS 196/2011 BHU Dt. 01.01.2014	3.28	4.190							
	Total				3.280	4.190	13.450	14.320	0.000	0.000	0.000	0.000	
20	Ranchi	400KV DC Ranchi-Purulia Transmission Line	59.501	FP/JH/Trans/14842/2014/116 Dt. 24.09.2015	45.50	40.744							
		Ranchi-Barakana BG Rty Line	67.070	B-131/2003 FC Dt. 11.07.2007									
								50.000	50.181				
	Total		126.571		45.500	40.744	100.000	101.396	0.000	0.000	0.000	0.000	
21	Simdega	Indian Oil Corp. (Sambhalpur-Khunti) Pipe Line	10.230	SJHC 201/2008 BHU Dt. 08.10.2013									
	Total		10.230		0.000	0.000	0.000	0.000	0.000	0.000	0.000	0.000	
	Grand Total				3506.691	3510.301	1186.078	1201.636	569.250	626.479	39.125	46.911	

Note :- \* These are additional targets of CA/PCA scheme for the financial year 2018-19, which may change after determining actual stipulated plantation area and availability of site.





No.	Jan Forest Div.	CA/PCA (Condition compliance)																		Total Amount	
		Length (Km)	Fin	No. (gah)	Fin	NR, Silviculture Operation & SMC		W.L. Management		Fire protection		Prot. of Flora & Fauna		Const. of Check Dam		Creation of Water-hole		Vulture conservation			
						Phy (ha)	Fin	Phy	Fin	Phy	Fin	Phy (ha)	Fin	No.	Fin	No.	Fin	Phy	Fin		
1	2	14	15	16	17	18	19	20	21	22	23	24	25	26	27	28	29	30	31	32	
																					19.663
																					11.587
																					10.143
																					5.693
																					24.241
																					4.555
																					10.262
																					16.344
																					10.149
																					10.638
																					4.706
																					1.032
																					27.993
																					3.408
																					10.262
																					7.977
																					16.034
																					10.027
																					4.531
																					2.647
																					4.136
																					23.398
																					30.363
																					15.052
																					27.641
																					27.412
																					25.826
																					23.002
																					29.069
	Total	1.210	20.303	0	0.000	0.00	0.000	0	200.000	0.00	0.000	0.00	0.000	0	0.000	0	0.000	0	0.000	0.000	968.099
5	Chitra (N)																				111.017
																					100.016
																					51.215
	Total	0.000	0.000	0	0.000	0.00	0.000	0	0.000	0.00	0.000	0.00	0.000	0	0.000	0	0.000	0	0.000	0.000	262.349
6	Chitra (S)																				45.867
																					49.154
																					48.112
																					44.864
																					0.000

Sl. No.	Name of Forest Div.	Linear Plantation				CA/PCA (Condition compliance)														Total Amount		
		Length (Km)	Fin	No. (gab)	Fin	NR, Silviculture Operation & SMC		W.L. Management		Fire protection		Prot. of Flora & Fauna		Const. of Check Dam		Creation of Water hole		Vulture conservation				
						Phy (ha)	Fin	Phy	Fin	Phy	Fin	Phy (ha)	Fin	No.	Fin.	No.	Fin	Phy	Fin			
1	2	14	15	16	17	18	19	20	21	22	23	24	25	26	27	28	29	30	31	32		
																					0.000	
																					0.000	
		8.50	32.607																		32.607	
																					38.525	
																					0.000	
																					150.542	
																					302.439	
																					50.870	
																					52.249	
	Total	3.500	32.607	0	0.000	0.00	0.000	0	0.000	0.00	0.000	0.00	0.000	0	0.000	0	0.000	0	0.000	0	0.000	615.221
7	Hazaribag (E)																				22.234	
																						53.676
																						63.972
																						52.249
	Total	0.000	0.000	0	0.000	0.00	0.000	0	0.000	0.00	0.000	0.00	0.000	0	0.000	0	0.000	0	0.000	0	0.000	191.831
8	Hazaribag (W)																					11.973
																						75.942
																						15.715
																						29.370
																						49.749
																						62.472
																						29.663
																						24.305
		21.00	352.365																			352.366
		60.61	1015.994																			1038.934
																						10.096
														8	60.000		20.000		16.400			96.400
																						151.921
																						30.523
																						51.560
																						50.870
																						33.629
																						52.249
																						51.560
																						49.836
	Total	81.610	1359.360	0	0.000	0.00	0.000	0	0.000	0.00	0.000	0.00	0.000	8	60.000	0	20.000	0	16.400			2309.135

Sl. No.	Name of Forest Div.	Linear plantation				CA/PCA (Condition compliance)														Total Amount														
		Length (km)	Fin	No. (gab)	Fin	NR, Silviculture Operation & SMC		W.L. Management		Fire protection		Print. of Flora & Fauna		Const. of Check Dam		Creation of Water-hole		Vulture conservation																
						Phy (ha)	Fin	Phy	Fin	Phy	Fin	Phy (ha)	Fin	No.	Fin	No.	Fin	Phy	Fin															
1	2	3	4	5	6	7	8	9	10	11	12	13	14	15	16	17	18	19	20	21	22	23	24	25	26	27	28	29	30	31	32			
9	Kodirama	10.00	167.793	0	0.000	200.00	73.962	0	0.000	0.00	0.000	4607.84	38.566	10	60.000	0	0.000	0	0.000	0	0.000	0	0.000	0	0.000	0	0.000	0	0.000	0	0.000	494.059		
																																14.790		
																																51.560		
																																66.350		
																																14.668		
																																79.800		
																																180.614		
																																59.237		
																																117.999		
																																102.085		
																																51.560		
	Total	10.000	167.793	0	0.000	200.00	73.962	0	0.000	0.00	0.000	4607.84	38.566	10	60.000	0	0.000	0	0.000	0	0.000	0	0.000	0	0.000	0	0.000	0	0.000	0	0.000	494.059		
10	Charbata			610	14.790																											14.790		
																																	51.560	
	Total	0.000	0.000	610	14.790	0.00	0.000	0	0.000	0.00	0.000	0.00	0.000	0	0.000	0	0.000	0	0.000	0	0.000	0	0.000	0	0.000	0	0.000	0	0.000	0	0.000	66.350		
11	Jamshedpur																															14.668		
																																79.800		
																																180.614		
																																59.237		
																																117.999		
																																102.085		
																																51.560		
	Total	0.000	0.000	0	0.000	0.00	0.000	0	0.000	0.00	0.000	0.00	0.000	0	0.000	0	0.000	0	0.000	0	0.000	0	0.000	0	0.000	0	0.000	0	0.000	0	0.000	608.963		
12	Forahat																															34.794		
																																49.836		
	Total	0.000	0.000	0	0.000	0.00	0.000	0	0.000	0.00	0.000	0.00	0.000	0	0.000	0	0.000	0	0.000	0	0.000	0	0.000	0	0.000	0	0.000	0	0.000	0	0.000	84.130		
13	Saranda																															35.076		
																																52.249		
	Total	0.000	0.000	0	0.000	0.00	0.000	0	0.000	0.00	0.000	0.00	0.000	0	0.000	0	0.000	0	0.000	0	0.000	0	0.000	0	0.000	0	0.000	0	0.000	0	0.000	87.325		
14	Garhwa (N)																															54.155		
																																34.950		
																																34.950		
	Total	0.000	0.000	0	0.000	0.00	0.000	0	0.000	0.00	0.000	0.00	0.000	0	0.000	0	0.000	0	0.000	0	0.000	0	0.000	0	0.000	0	0.000	0	0.000	0	0.000	124.055		
15	Latehar																															42.142		
	Total	0.000	0.000	0	0.000	0.00	0.000	0	0.000	0.00	0.000	0.00	0.000	0	0.000	0	0.000	0	0.000	0	0.000	0	0.000	0	0.000	0	0.000	0	0.000	0	0.000	42.142		
16	Madhupur																															13.253		
																																34.870		
																																37.666		
																																33.804		
																																34.844		
																																2.422		
	Total	0.000	0.000	0	0.000	0.00	0.000	0	0.000	0.00	0.000	0.00	0.000	0	0.000	0	0.000	0	0.000	0	0.000	0	0.000	0	0.000	0	0.000	0	0.000	0	0.000	156.900		



Sl. No.	Name of Forest Div.	Linear Plantation				CA/PCA (Condition compliance)														Total Amount
		Length (km)	Fin	No. (gab)	Fin	NR, Silviculture Operation & SMC		W.L. Management		Fire protection		Prot. of Flora & Fauna		Const. of Check Dam		Creation of Water hole		Vulture conservation		
						Phy (ha)	Fin	Phy	Fin	Phy	Fin	Phy (ha)	Fin	No.	Fin	No.	Fin	Phy	Fin	
1	2	14	15	16	17	18	19	20	21	22	23	24	25	26	27	28	29	30	31	32
17	Gumla							7	90.732											17.960
																				103.068
																				49.491
	Total	0.000	0.000	0	0.000	0.00	0.000	7	90.732	0.00	0.000	0.00	0.000	0	0.000	0	0.000	0	0.000	50.870
18	Khunti																			221.388
																				44.351
																				27.071
	Total	0.000	0.000	0	0.000	0.00	0.000	0	0.000	0.00	0.000	0.00	0.000	0	0.000	0	0.000	0	0.000	20.010
19	Loahardaga																			91.433
																				14.320
																				4.190
	Total	0.000	0.000	0	0.000	0.00	0.000	0	0.000	0.00	0.000	0.00	0.000	0	0.000	0	0.000	0	0.000	18.510
20	Ranchi																			40.744
									158.754											158.754
																				50.181
	Total	0.000	0.000	0	0.000	0.00	0.000	0	158.754	0.00	0.000	0.00	0.000	0	0.000	0	0.000	0	0.000	51.215
21	Smdaga								5.020		3.040									8.060
	Total	0.000	0.000	0	0.000	0.00	0.000	0	5.020	0.00	3.040	0.00	0.000	0	0.000	0	0.000	0	0.000	8.060
	Grand Total	96.320	1590.063	610	14.790	200.00	73.962	7	454.506	0.00	3.040	4607.84	38.866	18	120.000	0	20.000	0	16.400	7716.755

Note:-\*

## Jharkhand CAMPA

## NPV Plantation (Completion &amp; Maintenance) 2018-19

(Rs. in lakh)

Sl. No.	Name of F. Div.	NPV Block Pl. Cmp Work		NPV Block Pl. Maint. Yr 3		NPV Block Pl. Maint. Yr 4		Silvi. NR & SMC (IInd Yr)		Silvi. NR & SMC (IIIrd Yr)		Maint. of P.N.		Total Amount
		Area (ha.)	Amount	Area (ha.)	Amount	Area (ha.)	Amount	Area (ha.)	Amount	Area (ha.)	Amount	Area (ha.)	Amount	
1	2	3	4	5	6	7	8	9	10	11	12	13	14	15
1	Bokaro	---	---	100.00	13.007	150.00	16.841	100.00	10.089	50.00	0.866	6.50	52.408	93.212
2	Dhanbad	---	---	100.00	13.007	150.00	16.574	100.00	10.089	50.00	0.866	1.50	12.094	54.631
3	Giridih (E)	---	---	100.00	13.007	150.00	15.975	100.00	10.089	50.00	0.866	1.00	8.063	48.000
4	Giridih (W)	---	---	100.00	13.007	300.00	32.816	100.00	10.089	50.00	0.866	4.00	32.251	89.030
5	Ramgarh	---	---	---	---	75.00	8.421	100.00	10.089	50.00	0.866	4.00	32.251	51.627
6	Deoghar	---	---	---	---	---	---	---	---	---	---	2.00	16.126	16.126
7	Dumka	---	---	100.00	11.145	150.00	16.192	50.00	5.045	50.00	0.866	1.00	8.063	41.310
8	Godda	---	---	100.00	13.007	135.00	16.544	50.00	5.045	50.00	0.866	3.00	24.188	59.650
9	Jamtara	---	---	100.00	14.740	---	---	50.00	5.045	50.00	0.866	1.00	8.063	28.714
10	Pakur	---	---	---	---	30.00	3.195	-	-	50.00	0.866	1.00	8.063	12.124
11	Shahganj	---	---	---	---	120.00	14.513	50.00	5.045	-	0.000	4.00	32.251	51.809
12	Chatra (N)	---	---	100.00	13.007	250.00	28.069	100.00	10.089	50.00	0.866	2.00	16.126	68.157
13	Chatra (S)	---	---	100.00	13.007	250.00	28.069	100.00	10.089	50.00	0.866	3.00	24.188	76.220
14	Hazaribag (E)	---	---	100.00	13.007	200.00	22.455	99.43	10.032	---	---	4.00	32.251	77.745
15	Hazaribag (W)	---	---	100.00	12.140	200.00	21.589	100.00	10.089	50.00	0.866	1.50	12.094	56.779
16	Koderma	---	---	25.00	3.252	185.00	20.425	100.00	10.089	---	---	3.00	24.188	57.954
17	Chaibasa	---	---	---	---	50.00	5.614	150.00	15.134	50.00	0.866	2.00	16.126	37.740
18	Jamshedpur	---	---	200.00	20.621	250.00	28.069	150.00	15.134	50.00	0.866	3.00	24.188	88.879
19	Kothari	---	---	---	---	---	---	---	---	---	---	1.00	8.063	8.063
20	Porahat	---	---	---	---	---	---	---	---	50.00	0.866	1.00	8.063	8.929
21	Saraikela	---	---	100.00	13.007	150.00	16.841	100.00	10.089	50.00	0.866	2.00	16.126	56.930
22	Saranda	---	---	---	---	---	---	---	---	50.00	0.866	---	---	0.866
23	Garhwa (N)	---	---	50.00	6.503	100.00	11.228	---	---	---	---	---	---	17.731
24	Garhwa (S)	---	---	50.00	4.706	140.00	17.798	50.00	5.045	---	---	0.50	4.031	31.580
25	Latehar	---	---	100.00	9.412	100.00	11.228	100.00	10.089	---	---	0.50	4.031	34.760
26	Medininagar	---	---	100.00	9.412	90.00	10.451	50.00	5.045	---	---	5.75	46.361	71.269
27	Gumla	---	---	30.00	2.650	100.00	8.701	100.00	10.089	---	---	4.00	32.251	53.691
28	Khunti	---	---	69.00	6.702	120.00	11.264	100.00	10.089	---	---	2.00	16.126	44.181
29	Lohardaga	---	---	100.00	9.412	50.00	4.350	50.00	5.045	---	---	1.00	8.063	26.869
30	Ranchi	---	---	100.00	9.412	213.00	18.948	100.00	10.089	---	---	3.00	24.188	62.636
31	Simdega	---	---	70.00	6.761	170.00	14.965	50.00	5.045	---	---	2.00	16.126	42.896
32	Ele. Proj. JSR	---	---	20.00	2.775	---	---	---	---	---	---	---	---	2.775
33	Deoghar SF	---	---	27.50	4.357	15.00	2.031	---	---	---	---	2.50	20.157	26.544
34	Dumka SF	---	---	---	---	350.00	40.163	---	---	---	---	4.00	32.251	72.414
35	Garhwa SF	---	---	180.00	23.239	396.00	38.210	---	---	---	---	---	---	61.449
36	Hazaribag SF	---	---	180.00	24.106	333.00	36.844	---	---	---	---	---	---	62.949
37	Koderma SF	---	---	180.00	24.106	350.00	40.163	---	---	---	---	3.50	28.220	92.488
38	Latehar SF	---	---	180.00	23.239	350.00	39.297	---	---	---	---	---	---	62.536
39	Adityapur SF	---	---	180.00	23.239	300.00	33.683	---	---	---	---	---	---	56.922
40	Chaibasa SF	---	---	180.00	16.768	350.00	38.430	---	---	---	---	1.00	8.063	63.261
41	Ranchi SF	---	---	90.00	8.817	90.00	9.188	---	---	---	---	3.00	24.188	42.193
42	Simdega SF	---	---	180.00	16.768	272.00	24.636	---	---	---	---	1.00	8.063	49.467
43	Pl, Res & Eval	---	---	---	---	---	---	---	---	---	---	1.00	8.063	8.063
	Grand Total	0.00	0.000	3491.50	411.343	6624.00	727.780	2199.43	221.905	850.00	14.729	86.25	695.414	2071.172



## Jharkhand CAMPA

## NPV : New Plantation related schemes &amp; WHS Schemes

(Rs. in lakh)

Sl. No.	Name of F. Div.	NR, Silvi & SMC (1st Yr)		Const of WHS		Grand Total (Fin)
		Area (ha)	Fin	No.	Fin	
1	2	5	6	9	10	11
1	Bokaro	400.00	147.925	10	60.000	207.925
2	Dhanbad	400.00	147.925	10	60.000	207.925
3	Giridih (East)	400.00	147.925	10	60.000	207.925
4	Giridih (West)	400.00	147.925	10	60.000	207.925
5	Ramgarh	400.00	147.925	10	60.000	207.925
6	Deoghar	400.00	147.925	10	60.000	207.925
7	Dumka	400.00	147.925	---	---	147.925
8	Godda	400.00	147.925	10	60.000	207.925
9	Jamtara	400.00	147.925	10	60.000	207.925
10	Pakur	400.00	147.925	10	60.000	207.925
11	Sahibganj	400.00	147.925	10	60.000	207.925
12	Chatra (N)	400.00	147.925	10	60.000	207.925
13	Chatra (S)	400.00	147.925	10	60.000	207.925
14	Hbag (East)	400.00	147.925	10	60.000	207.925
15	Hbag (West)	400.00	147.925	10	60.000	207.925
16	Koderma	400.00	147.925	10	60.000	207.925
17	Chaibasa	400.00	147.925	---	---	147.925
18	Jamshedpur	400.00	147.925	10	60.000	207.925
19	Kolhan	400.00	147.925	9	54.000	201.925
20	Porahat	400.00	147.925	10	60.000	207.925
21	Saraikela	400.00	147.925	10	60.000	207.925
22	Saranda	400.00	147.925	8	48.000	195.925
23	Garhwa (N)	400.00	147.925	10	60.000	207.925
24	Garhwa (S)	400.00	147.925	10	60.000	207.925
25	Latehar	400.00	147.925	3	18.000	165.925
26	Medininagar	400.00	147.925	10	60.000	207.925
27	Gumla	400.00	147.925	10	60.000	207.925
28	Khunti	400.00	147.925	10	60.000	207.925
29	Lohardaga	400.00	147.925	10	60.000	207.925
30	Ranchi	400.00	147.925	10	60.000	207.925
31	Simdega	400.00	147.925	10	60.000	207.925
32	Deoghar SF	---	---	5	30.000	30.000
33	Dumka SF	---	---	5	30.000	30.000
34	Garhwa SF	---	---	5	30.000	30.000
35	Hazaribag SF	---	---	5	30.000	30.000
36	Koderma SF	---	---	5	30.000	30.000
37	Latehar SF	---	---	5	30.000	30.000
38	Adityapur SF	---	---	5	30.000	30.000
39	Chaibasa SF	---	---	5	30.000	30.000
40	Ranchi SF	---	---	5	30.000	30.000
41	Simdega SF	---	---	5	30.000	30.000
	Total	12400.00	4585.661	330	1980.000	6565.661



Jharkhand CAMPA

ANNEXURE - V

NPV - Forest protection works during FY 2018-19

(Rs. in lakh)

Sl. No.	Name of F. Div.	Total FLS Building Repair		Total FLS Building New Construction		Forest Rd Repair		Cost. of Causeway / Culvert		Forest B. P. Consolidation		FLS Boundary Wall New const.		Purchase of 4 wheeler Utility vehicles		Distribution of Energy saving devices				Grand Total
		No.	Fin	No.	Fin	Km	Fin	No.	Fin	No.	Fin	Length	Fin	No.	Fin	Unnat Chulha		Solar Lamp		
																No.	Fin	No.	Fin	
1	2	3	4	5	6	7	0.14484	9	10	11	0.03369	13	14	15	8,000	17	0.020	19	0.040	21
1	Bokaro	21	9,500	8	139,628	37.00	5,359	8	60,364	8762	295,192	---	---	1	8,000	---	---	---	---	518,042
2	Dhanbad	34	13,450	4	85,904	72.30	10,472	16	56,544	4000	134,760	---	---	1	8,000	500	10,000	500	20,000	335,129
3	Girdih (East)	31	11,450	10	188,156	---	---	---	---	4904	165,216	---	---	1	8,000	---	---	---	---	372,822
4	Girdih (West)	28	10,600	7	159,732	---	---	---	---	---	---	---	---	1	8,000	---	---	---	---	178,332
5	Ramgarh	19	7,500	6	118,828	---	---	---	---	---	---	---	---	1	8,000	---	---	---	---	134,328
6	Deoghar	26	10,200	2	43,876	23.00	3,331	---	---	---	---	---	---	---	---	---	---	---	---	57,407
7	Dumka	10	5,300	2	61,752	113.70	16,468	---	---	---	---	---	---	---	---	---	---	---	---	83,520
8	Godda	19	7,100	2	34,876	---	---	16	15,000	5000	168,450	---	---	---	---	500	10,000	500	20,000	255,426
9	Jamtara	13	6,700	2	61,752	---	---	---	---	1614	54,376	---	---	1	8,000	100	2,000	100	4,000	136,828
10	Pakur	---	---	3	38,876	---	---	---	---	1604	54,039	---	---	---	---	---	---	---	---	92,915
11	Sahibganj	---	---	1	30,876	---	---	---	---	8048	271,137	---	---	---	---	---	---	---	---	302,013
12	Chatra (N)	21	8,650	10	208,732	104.50	15,135	7	56,150	1000	33,690	---	---	1	8,000	---	---	---	---	328,357
13	Chatra (S)	21	11,700	9	203,608	85.50	12,384	15	27,500	5000	168,450	---	---	1	8,000	400	8,000	400	15,000	455,642
14	Hbag (East)	26	11,700	7	178,580	42.00	6,083	---	---	1556	52,422	---	---	1	8,000	228	4,560	228	9,120	270,465
15	Hbag (West)	19	10,600	11	264,484	64.20	9,299	---	---	---	---	---	---	1	8,000	---	---	---	---	292,383
16	Koderma	32	13,300	7	159,780	45.50	6,590	---	---	---	---	---	---	1	8,000	---	---	---	---	187,670
17	Chaibasa	61	26,400	6	110,104	88.00	12,746	---	---	900	30,321	---	---	---	---	---	---	---	---	179,571
18	Jamshedpur	35	13,800	4	104,752	53.50	7,749	---	---	2000	67,380	---	---	1	8,000	---	---	---	---	201,681
19	Kolhan	32	14,160	14	287,160	30.66	4,441	28	201,012	---	---	---	---	1	8,000	---	---	---	---	514,773
20	Porahat	26	10,050	12	313,236	204.00	29,547	5	50,000	---	---	---	---	1	8,000	---	---	---	---	410,833
21	Sarakela	31	12,000	6	185,256	35.00	5,069	---	---	---	---	---	---	1	8,000	---	---	---	---	210,325
22	Saranda	31	12,900	8	190,608	68.00	9,849	6	60,000	---	---	---	---	1	8,000	---	---	---	---	281,357
23	Garhwa (N)	8	4,400	5	153,504	---	---	---	---	---	---	---	---	1	8,000	---	---	---	---	165,904
24	Garhwa (S)	33	12,600	3	91,752	70.00	10,139	---	---	561	18,900	---	---	---	---	---	---	---	---	133,391
25	Latehar	36	16,600	7	215,256	---	---	---	---	1917	64,584	---	---	---	---	---	---	---	---	296,440
26	Medininagar	28	13,000	13	400,512	---	---	---	---	---	---	---	---	---	---	---	---	---	---	413,512
27	Gumla	20	8,000	9	143,904	70.00	10,139	20	140,000	2000	67,380	---	---	1	8,000	1000	20,000	1000	40,000	437,423
28	Khunti	16	7,800	9	169,780	24.00	3,476	---	---	1000	33,690	---	---	1	8,000	---	---	---	---	222,746
29	Lohardaga	21	9,000	10	252,408	145.00	21,001	---	---	---	---	---	---	1	8,000	115	2,300	115	4,600	297,309
30	Ranchi	---	---	3	92,628	---	---	---	---	2500	84,225	---	---	1	8,000	400	8,000	400	16,000	208,853
31	Simdega	22	10,100	5	98,904	104.00	15,063	---	---	2689	90,592	---	---	---	---	1380	27,600	1380	55,200	297,459

Sl. No.	Name of F. Div.	Total FLS Building Repair		Total FLS Building New Construction		Forest Rd Repair		Cost. of Causeway / Culvert		Forest B. P. Consolidation		FLS Boundary Wall New const.		Purchase of 4 wheeler Utility vehicles		Distribution of Energy saving devices				Grand Total
		No.	Fin	No.	Fin	Km	Fin	No.	Fin	No.	Fin	Length	Fin	No.	Fin	Unnat Chulha		Solar Lamp		
																No.	Fin	No.	Fin	
1	2	3	4	5	6	7	0.14484	9	10	11	0.03369	13	14	15	8,000	17	0.020	19	0.040	21
32	P. T. R. (North)	69	23,100	6	128,904	370.00	53,590	---	---	---	---	200	3,200	4	32,000	1000	20,000	1000	40,000	300,794
33	P. T. R. (South)	69	23,700	4	68,028	450.00	65,177	---	---	---	---	---	---	2	16,000	1000	20,000	1000	40,000	232,905
34	Ele. Proj, JSR	15	5,100	2	42,952	83.50	12,094	---	---	---	---	---	---	1	8,000	---	---	---	---	68,146
35	H'bag Wildlife	38	15,400	20	503,064	287.00	41,568	---	---	---	---	---	---	---	---	---	---	---	---	560,032
36	Ranchi Wildlife	11	4,500	18	434,864	---	---	---	---	500	16,845	---	---	1	8,000	---	---	---	---	464,209
37	Geoghar SF	2	1,600	5	115,904	---	---	---	---	---	---	---	---	---	---	---	---	---	---	117,504
38	Dumka SF	1	0,800	5	115,904	---	---	---	---	---	---	---	---	---	---	---	---	---	---	116,704
39	Garhwa SF	6	3,200	5	115,904	---	---	---	---	---	---	---	---	---	---	---	---	---	---	119,104
40	Hazaribag SF	---	---	2	24,152	---	---	---	---	---	---	---	---	---	---	---	---	---	---	24,152
41	Koderma SF	3	2,400	2	24,152	---	---	---	---	---	---	---	---	---	---	---	---	---	---	26,552
42	Latehar SF	9	4,900	4	85,028	---	---	---	---	---	---	---	---	---	---	---	---	---	---	89,928
43	Adityapur SF	4	1,900	3	73,876	---	---	---	---	---	---	---	---	---	---	---	---	---	---	75,776
44	Chalbasa SF	4	1,200	4	104,752	---	---	---	---	---	---	---	---	---	---	---	---	---	---	105,952
45	Ranchi SF	---	---	6	128,904	---	---	---	---	---	---	---	---	1	8,000	---	---	---	---	136,904
46	Simdega SF	13	6,300	7	160,656	---	---	---	---	---	---	---	---	1	8,000	---	---	---	---	174,956
47	State Silviculturist	4	1,200	5	153,504	---	---	---	---	---	---	---	---	1	8,000	---	---	---	---	162,704
48	Training, Rnc	---	---	---	---	---	---	---	---	---	---	1958	45,268	---	---	---	---	---	---	45,268
	Grand Total -	968	403,860	303	7067,752	2,670.36	384,767	121	666,569	5555	1871,648	2158	48,468	32	256,000	6623	132,460	6623	264,920	11088,444



**Jharkhand CAMPA**  
**Forest Protection (FLS Buildings Repair & New Construction)**

(Rs. in lakh)

Sl. No.	Name of Forest Div.	FLS Building Repair								Other Building Repair								Total Building Repair			
		RFO Office-cum-Residence		Forester Residence		FG Residence		Sub-Total		Barrack Repair		Hazat Repair		RI Hut. Repair		Check Naka Repair				Sub-Total (Other Bld)	
		No.	Fin	No.	Fin	No.	Fin	No.	Fin	No.	Fin	No.	Fin	No.	Fin	No.	Fin	No.	Fin	No.	Fin
1	2	3	0.800	5	0.500	7	0.300	9	10	11	12	13	14	15	16	17	18	19	20	21	22
1	Bokaro	4	3,200	6	3,000	11	3,300	21	9,500	---	---	---	---	---	---	---	---	---	---	21	9,500
2	Dhanbad	8	2,400	9	4,500	15	4,500	27	11,400	3	0,900	3	0,750	1	0,400	---	---	7	2,050	34	13,450
3	Girdih (East)	3	2,400	4	2,000	16	4,800	23	9,200	---	---	4	1,200	1	0,300	3	0,750	8	2,250	31	11,450
4	Girdih (West)	2	1,600	6	3,000	20	6,000	28	10,600	---	---	---	---	---	---	---	---	---	---	28	10,600
5	Ramgarh	---	---	9	4,500	10	3,000	19	7,500	---	---	---	---	---	---	---	---	---	---	19	7,500
6	Deoghar	2	1,600	7	3,500	17	5,100	26	10,200	---	---	---	---	---	---	---	---	---	---	26	10,200
7	Dumka	2	1,600	6	3,000	1	0,300	9	4,900	---	---	1	0,400	---	---	---	---	1	0,400	10	5,300
8	Godda	3	2,400	3	1,500	9	2,700	15	6,600	---	---	2	0,200	---	---	2	0,300	4	0,500	19	7,100
9	Jamtara	3	2,400	3	1,500	6	1,800	12	5,700	---	---	---	---	1	1,000	---	---	1	1,000	13	6,700
10	Pakur	---	---	---	---	---	---	---	---	---	---	---	---	---	---	---	---	---	---	---	---
11	Sahibganj	---	---	---	---	---	---	---	---	---	---	---	---	---	---	---	---	---	---	---	---
12	Chatra (N)	3	2,400	5	2,500	7	2,100	15	7,000	1	0,250	1	0,250	1	0,250	3	0,900	6	1,650	21	8,650
13	Chatra (S)	4	3,200	3	1,500	6	1,800	13	6,500	---	---	2	1,000	3	3,000	3	1,200	8	5,200	21	11,700
14	Hbag (East)	4	3,200	9	4,500	8	2,400	21	10,100	---	---	2	0,200	1	0,400	2	1,000	5	1,600	26	11,700
15	Hbag (West)	7	5,600	5	2,500	5	1,500	17	9,600	---	---	---	---	---	---	2	1,000	2	1,000	19	10,600
16	Koderma	5	4,000	6	3,000	21	6,300	32	13,300	---	---	---	---	---	---	---	---	---	---	32	13,300
17	Chaibasa	2	1,600	23	11,500	28	8,400	53	21,500	3	1,500	2	0,400	---	---	3	3,000	8	4,900	61	26,400
18	Jamshedpur	3	2,400	9	4,500	23	6,900	35	13,800	---	---	---	---	---	---	---	---	---	---	35	13,800
19	Koihan	3	2,400	5	2,500	22	6,600	30	11,500	---	---	---	---	---	---	2	2,660	2	2,660	32	14,160
20	Porahat	5	4,000	---	---	16	4,800	21	8,800	---	---	---	---	---	---	5	1,250	5	1,250	26	10,050
21	Sarakela	3	2,400	6	3,000	22	6,600	31	12,000	---	---	---	---	---	---	---	---	---	---	31	12,000
22	Saranda	4	3,200	8	4,000	19	5,700	31	12,900	---	---	---	---	---	---	---	---	---	---	31	12,900
23	Garhwa (N)	2	1,600	2	1,000	2	0,600	6	3,200	---	---	2	1,200	---	---	---	---	2	1,200	8	4,400
24	Garhwa (S)	3	2,400	6	3,000	24	7,200	33	12,600	---	---	---	---	---	---	---	---	---	---	33	12,600
25	Latehar	2	1,600	---	---	26	7,800	28	9,400	---	---	2	1,200	1	5,000	5	1,000	8	7,200	36	18,600
26	Medininagar	6	4,800	8	4,000	14	4,200	28	13,000	---	---	---	---	---	---	---	---	---	---	28	13,000



Sl. No.	Name of Forest Div.	FLS Building Repair								Other Building Repair										Total Building Repair	
		RFO Office-cum-Residence		Forester Residence		FG Residence		Sub-Total		Barrack Repair		Hazarat Repair		RI Hut Repair		Check Naka Repair		Sub-Total (Other Bid)			
		No.	Fin	No.	Fin	No.	Fin	No.	Fin	No.	Fin	No.	Fin	No.	Fin	No.	Fin	No.	Fin	No.	Fin
1	2	3	0.800	5	0.500	7	0.300	9	10	11	12	13	14	15	16	17	18	19	20	21	22
27	Gumla	2	1.600	5	2.500	9	2.700	16	6.800	---	---	1	0.300	---	---	3	0.900	4	1.200	20	8.000
28	Khunti	4	3.200	5	2.500	7	2.100	16	7.800	---	---	---	---	---	---	---	---	---	---	16	7.800
29	Lohardaga	3	2.400	6	3.000	12	3.600	21	9.000	---	---	---	---	---	---	---	---	---	---	21	9.000
30	Ranchi	---	---	---	---	---	---	---	---	---	---	---	---	---	---	---	---	---	---	---	---
31	Simdega	5	4.000	5	2.500	12	3.600	22	10.100	---	---	---	---	---	---	---	---	---	---	22	10.100
32	Ele. Proj, JSR	---	---	3	1.500	12	3.600	15	5.100	---	---	---	---	---	---	---	---	---	---	15	5.100
33	H'bag Wildlife	4	3.200	10	5.000	24	7.200	38	15.400	---	---	---	---	---	---	---	---	---	---	38	15.400
34	Ranchi Wildlife	1	0.800	---	---	9	2.700	10	3.500	1	1.000	---	---	---	---	---	---	1	1.000	11	4.500
35	P. T. R. (North)	3	2.400	12	6.000	44	13.200	59	21.600	---	---	4	0.600	---	---	6	0.900	10	1.500	69	23.100
36	P. T. R. (South)	4	3.200	10	5.000	40	12.000	54	20.200	1	1.200	4	0.800	---	---	10	1.500	15	3.500	69	21.700
37	Deoghar SF	2	1.600	---	---	---	---	2	1.600	---	---	---	---	---	---	---	---	---	---	2	1.600
38	Dumka SF	1	0.800	---	---	---	---	1	0.800	---	---	---	---	---	---	---	---	---	---	1	0.800
39	Garhwa SF	2	1.600	2	1.000	2	0.600	6	3.200	---	---	---	---	---	---	---	---	---	---	6	3.200
40	Hazaribag SF	---	---	---	---	---	---	---	---	---	---	---	---	---	---	---	---	---	---	---	---
41	Koderma SF	3	2.400	---	---	---	---	3	2.400	---	---	---	---	---	---	---	---	---	---	3	2.400
42	Latehar SF	4	3.200	1	0.500	4	1.200	9	4.900	---	---	---	---	---	---	---	---	---	---	9	4.900
43	Adityapur SF	1	0.800	1	0.500	2	0.600	4	1.900	---	---	---	---	---	---	---	---	---	---	4	1.900
44	Chaibasa SF	---	---	---	---	4	1.200	4	1.200	---	---	---	---	---	---	---	---	---	---	4	1.200
45	Ranchi SF	---	---	---	---	---	---	---	---	---	---	---	---	---	---	---	---	---	---	---	---
46	Simdega SF	4	3.200	2	1.000	7	2.100	13	6.300	---	---	---	---	---	---	---	---	---	---	13	6.300
47	State Silviculturist	---	---	---	---	4	1.200	4	1.200	---	---	---	---	---	---	---	---	---	---	4	1.200
	<b>Grand Total -</b>	<b>121</b>	<b>96.800</b>	<b>210</b>	<b>105.000</b>	<b>540</b>	<b>162.000</b>	<b>871</b>	<b>363.800</b>	<b>9</b>	<b>4.850</b>	<b>30</b>	<b>8.500</b>	<b>9</b>	<b>10.350</b>	<b>49</b>	<b>16.350</b>	<b>97</b>	<b>40.050</b>	<b>968</b>	<b>453.850</b>

Sl. No.	Name of Forest Div.	New Building construction										Other Building const.				Total New Building Const.		Grand Total (Building Repair & New Const.)
		RFO Office-cum-Residence		Forester Residence		FG Residence				Sub-Total (FLS New Building Const.)		Check Naka		Sub-Total (Other New Building Const.)		No.	Fin	
						Compl. Of Previous Yr Bal. (2 of 4 Qts)		New Proposal (4 Qts set)										
No.	Fin	No.	Fin	No.	Fin	No.	Fin	No.	Fin	No.	Fin	No.	Fin	No.	Fin	No.	Fin	
1	2	23	30,000	25	13,000	27	1207600	29	3087600	31	32	33	34	35	36	37	38	39
1	Bokaro	1	30,000	1	13,000	---	---	3	92,628	5	135,628	3	4,000	3	4,000	8	139,628	149,128
2	Dhanbad	---	---	---	---	2	24,152	2	61,752	4	85,904	---	---	---	---	4	85,904	99,354
3	Giridih (East)	1	30,000	---	---	2	24,152	4	123,504	7	177,656	3	10,500	3	10,500	10	188,156	199,606
4	Giridih (West)	---	---	---	---	3	36,228	4	123,504	7	159,732	---	---	---	---	7	159,732	170,332
5	Ramgarh	1	30,000	---	---	1	12,076	2	61,752	4	103,828	2	15,000	2	15,000	6	118,828	126,328
6	Deoghar	---	---	1	13,000	---	---	1	30,876	2	43,876	---	---	---	---	2	43,876	54,076
7	Dumka	---	---	---	---	---	---	2	61,752	2	61,752	---	---	---	---	2	61,752	67,052
8	Godda	---	---	---	---	---	---	1	30,876	1	30,876	1	4,000	1	4,000	2	34,876	41,976
9	Jamtara	---	---	---	---	---	---	2	61,752	2	61,752	---	---	---	---	2	61,752	68,452
10	Pakur	---	---	---	---	---	---	1	30,876	1	30,876	2	8,000	2	8,000	3	38,876	38,876
11	Sahibganj	---	---	---	---	---	---	1	30,876	1	30,876	---	---	---	---	1	30,876	30,876
12	Chatra (N)	1	30,000	1	13,000	3	36,228	4	123,504	9	202,732	1	4,000	1	4,000	10	206,732	215,392
13	Chatra (S)	---	---	1	13,000	3	36,228	5	154,380	9	203,608	---	---	---	---	9	203,608	215,308
14	Hbag (East)	1	30,000	1	13,000	1	12,076	4	123,504	7	178,580	---	---	---	---	7	178,580	190,280
15	Hbag (West)	1	30,000	1	13,000	3	36,228	6	185,256	11	264,484	---	---	---	---	11	264,484	275,084
16	Koderma	1	30,000	1	13,000	2	24,152	3	92,628	7	159,780	---	---	---	---	7	159,780	173,080
17	Chaibasa	1	30,000	1	13,000	3	36,228	1	30,876	6	110,104	---	---	---	---	6	110,104	136,504
18	Jamshedpur	1	30,000	1	13,000	---	---	2	61,752	4	104,752	---	---	---	---	4	104,752	118,552
19	Koihan	---	---	---	---	2	24,152	8	247,008	10	271,160	4	16,000	4	16,000	14	287,160	301,320
20	Porahat	1	30,000	---	---	3	36,228	8	247,008	12	313,236	---	---	---	---	12	313,236	323,286
21	Saraikela	---	---	---	---	---	---	6	185,256	6	185,256	---	---	---	---	6	185,256	197,256
22	Saranda	---	---	---	---	3	36,228	5	154,380	8	190,608	---	---	---	---	8	190,608	203,508
23	Garhwa (N)	1	30,000	---	---	---	---	4	123,504	5	153,504	---	---	---	---	5	153,504	157,904
24	Garhwa (S)	1	30,000	---	---	---	---	2	61,752	3	91,752	---	---	---	---	3	91,752	104,352
25	Latehar	1	30,000	---	---	---	---	6	185,256	7	215,256	---	---	---	---	7	215,256	231,856
26	Medininagar	1	30,000	---	---	---	---	12	370,512	13	400,512	---	---	---	---	13	400,512	413,512

Sl. No.	Name of Forest Div.	New Building construction										Other Building const.				Total New Building Const.		Grand Total (Building Repair & New Const.)
		RFO Office-cum-Residence		Forester Residence		FG Residence				Sub-Total (FLS New Building Const.)		Check Naka		Sub-Total (Other New Building Const.)		No.	Fin	
						Compl. Of Previous Yr Bal. (2 of 4 Qts)		New Proposal (4 Qts set)										
		No.	Fin	No.	Fin	No.	Fin	No.	Fin	No.	Fin	No.	Fin	No.	Fin	No.	Fin	
1	2	23	30,000	25	13,000	27	1207600	29	3087600	31	32	33	34	35	36	37	38	39
27	Gumla	1	30,000	1	13,000	2	24,152	2	61,752	6	128,904	3	15,000	3	15,000	9	143,904	151,904
28	Khunti	1	30,000	1	13,000	2	24,152	3	92,628	7	159,780	2	10,000	2	10,000	9	169,780	177,580
29	Lohardaga	1	30,000	1	13,000	2	24,152	6	185,256	10	252,408	---	---	---	---	10	252,408	261,408
30	Ranchi	---	---	---	---	---	---	3	92,628	3	92,628	---	---	---	---	3	92,628	92,628
31	Simdega	---	---	1	13,000	2	24,152	2	61,752	5	98,904	---	---	---	---	5	98,904	109,004
32	Ele. Proj. JSR	1	30,000	1	13,000	2	24,152	2	61,752	6	128,904	---	---	---	---	6	128,904	134,004
33	H'bag Wildlife	---	---	1	13,000	2	24,152	1	30,876	4	68,028	---	---	---	---	4	68,028	83,428
34	Ranchi Wildlife	---	---	---	---	1	12,076	1	30,876	2	42,952	---	---	---	---	2	42,952	47,452
35	P. T. R. (North)	2	60,000	3	78,000	4	48,304	10	308,760	19	495,064	1	8,000	1	8,000	20	503,064	526,164
36	P. T. R. (South)	1	30,000	1	13,000	3	36,228	11	339,636	16	418,864	2	16,000	2	16,000	18	434,864	458,564
37	Deoghar SF	1	30,000	---	---	2	24,152	2	61,752	5	115,904	---	---	---	---	5	115,904	117,504
38	Dumka SF	1	30,000	---	---	2	24,152	2	61,752	5	115,904	---	---	---	---	5	115,904	116,704
39	Garhwa SF	1	30,000	---	---	2	24,152	2	61,752	5	115,904	---	---	---	---	5	115,904	119,104
40	Hazaribag SF	---	---	---	---	2	24,152	---	---	2	24,152	---	---	---	---	2	24,152	24,152
41	Koderma SF	---	---	---	---	2	24,152	---	---	2	24,152	---	---	---	---	2	24,152	26,552
42	Latehar SF	1	30,000	---	---	2	24,152	1	30,876	4	85,028	---	---	---	---	4	85,028	89,928
43	Adityapur SF	1	30,000	1	13,000	---	---	1	30,876	3	73,876	---	---	---	---	3	73,876	75,776
44	Chaibasa SF	1	30,000	1	13,000	---	---	2	61,752	4	104,752	---	---	---	---	4	104,752	105,952
45	Ranchi SF	1	30,000	1	13,000	2	24,152	2	61,752	6	128,904	---	---	---	---	6	128,904	128,904
46	Simdega SF	---	---	1	13,000	2	24,152	4	123,504	7	160,656	---	---	---	---	7	160,656	166,956
47	State Silviculturist	1	30,000	---	---	---	---	4	123,504	5	153,504	---	---	---	---	5	153,504	154,704
	<b>Grand Total -</b>	<b>29</b>	<b>870,000</b>	<b>23</b>	<b>338,000</b>	<b>67</b>	<b>809,092</b>	<b>160</b>	<b>4940,180</b>	<b>279</b>	<b>6957,252</b>	<b>24</b>	<b>110,500</b>	<b>24</b>	<b>110,500</b>	<b>303</b>	<b>7067,752</b>	<b>7471,612</b>



## Forest Protection (Other works) during FY 2018-19

(Rs. in lakh)

Sl. No.	Name of F. Div.	Wages of Home Guards (@450/- per day (April 18-June 18))		Wages of Home Guards @450/- per day (July 18-March 19)		Wages of JFMC/EDC personnel @ Rs. 237.38*26*9 (July 18-March 19)		Wages of Drivers (@9111/- per month)		PDL & Other Exp (Rs. 1.200 lakh/year)		Total Amount
		No.	Amount	No.	Amount	No.	Amount	No.	Amount	No.	Amount	
1	2	3	0.4095	5	1.233	7	0.5554692	9	1.09332	11	1.200	15
1	Bokaro	20	8.190	10	12.330	10	5.555	4	4.373	4	4.800	35.248
2	Dhanbad	20	8.190	10	12.330	10	5.555	3	3.280	3	3.600	32.955
3	Giridih (E)	20	8.190	10	12.330	10	5.555	4	4.373	4	4.800	35.248
4	Giridih (W)	20	8.190	10	12.330	10	5.555	4	4.373	4	4.800	35.248
5	Ramgarh	20	8.190	---	0.000	---	0.000	3	3.280	3	3.600	15.070
6	Deoghar	15	6.143	10	12.330	10	5.555	4	4.373	4	4.800	33.200
7	Dumka	30	12.285	15	18.495	15	8.332	3	3.280	3	3.600	45.992
8	Godda	20	8.190	10	12.330	10	5.555	2	2.187	2	2.400	30.661
9	Jamtara	10	4.095	5	6.165	5	2.777	3	3.280	3	3.600	19.917
10	Pakur	20	8.190	10	12.330	10	5.555	2	2.187	2	2.400	30.661
11	Sahibganj	20	8.190	10	12.330	10	5.555	3	3.280	3	3.600	32.955
12	Chatra (N)	20	8.190	10	12.330	10	5.555	5	5.467	5	6.000	37.541
13	Chatra (S)	20	8.190	10	12.330	10	5.555	5	5.467	5	6.000	37.541
14	Hazaribag (E)	20	8.190	5	6.165	5	2.777	4	4.373	4	4.800	26.306
15	Hazaribag (W)	20	8.190	10	12.330	10	5.555	5	5.467	5	6.000	37.541
16	Koderma	20	8.190	5	6.165	5	2.777	5	5.467	5	6.000	28.599
17	Chaibasa	30	12.285	15	18.495	15	8.332	3	3.280	3	3.600	45.992
18	Jamshedpur	30	12.285	15	18.495	15	8.332	5	5.467	5	6.000	50.579
19	Kolhan	20	8.190	15	18.495	15	8.332	4	4.373	4	4.800	44.190
20	Porahat	20	8.190	10	12.330	10	5.555	4	4.373	4	4.800	35.248
21	Saraikela	20	8.190	5	6.165	5	2.777	3	3.280	3	3.600	24.012
22	Saranda	20	8.190	20	24.660	20	11.109	5	5.467	5	6.000	55.426
23	Garhwa (N)	10	4.095	5	6.165	5	2.777	4	4.373	4	4.800	22.211
24	Garhwa (S)	15	6.143	5	6.165	5	2.777	3	3.280	3	3.600	21.965
25	Latehar	10	4.095	5	6.165	5	2.777	3	3.280	3	3.600	19.917
26	Medininagar	10	4.095	---	0.000	---	0.000	4	4.373	4	4.800	13.268
27	Gumla	10	4.095	5	6.165	5	2.777	4	4.373	4	4.800	22.211

Sl. No.	Name of F. Div.	Wages of Home Guards (@450/- per day (April 18-June 18))		Wages of Home Guards @450/- per day (July 18-March 19)		Wages of JFMC/EDC personnel @ Rs. 237.38*26*9 (July 18-March 19)		Wages of Drivers (@9111/- per month)		POL & Other Exp (Rs. 1,200 lakh/year)		Total Amount
		No.	Amount	No.	Amount	No.	Amount	No.	Amount	No.	Amount	
1	2	3	0.4095	5	1.233	7	0.5554692	9	1.09332	11	1.200	15
28	Khunti	0	---	---	0.000	---	0.000	4	4.373	4	4.800	9.173
29	Lohardaga	30	12.285	15	18.495	15	8.332	5	5.467	5	6.000	50.579
30	Ranchi	40	16.380	20	24.660	20	11.109	5	5.467	5	6.000	63.516
31	Simdega	20	8.190	10	12.330	10	5.555	3	3.280	3	3.600	32.955
32	P. T. R. (North)	20	8.190	10	12.330	10	5.555	9	9.840	9	10.800	46.715
33	P. T. R. (South)	20	8.190	10	12.330	10	5.555	8	8.747	8	9.600	44.421
34	Ele. Proj. JSR	0	---	---	0.000	---	0.000	3	3.280	3	3.600	6.880
35	H'bag Wildlife	10	4.095	---	0.000	---	0.000	3	3.280	3	3.600	10.975
36	Ranchi Wildlife	---	---	---	0.000	---	0.000	3	3.280	3	3.600	6.880
37	Deoghar SF	---	---	---	0.000	---	0.000	1	1.093	1	1.200	2.293
38	Dumka SF	---	---	---	0.000	---	0.000	1	1.093	1	1.200	2.293
39	Garhwa SF	---	---	---	0.000	---	0.000	1	1.093	1	1.200	2.293
40	Hazaribag SF	---	---	---	0.000	---	0.000	1	1.093	1	1.200	2.293
41	Koderma SF	---	---	---	0.000	---	0.000	1	1.093	1	1.200	2.293
42	Latehar SF	---	---	---	0.000	---	0.000	1	1.093	1	1.200	2.293
43	Adityapur SF	---	---	---	0.000	---	0.000	1	1.093	1	1.200	2.293
44	Chaibasa SF	---	---	---	0.000	---	0.000	2	2.187	2	2.400	4.587
45	Ranchi SF	---	---	---	0.000	---	0.000	2	2.187	2	2.400	4.587
46	Simdega SF	---	---	---	0.000	---	0.000	2	2.187	2	2.400	4.587
47	State Silviculturist	---	---	---	0.000	---	0.000	1	1.093	1	1.200	2.293
48	W. P. Bokaro	---	---	---	0.000	---	0.000	1	1.093	1	1.200	2.293
49	W. P. Deoghar	---	---	---	0.000	---	0.000	1	1.093	1	1.200	2.293
50	W. P. H'bag	---	---	---	0.000	---	0.000	1	1.093	1	1.200	2.293
51	W. P. JSR	---	---	---	0.000	---	0.000	1	1.093	1	1.200	2.293
52	W. P. Palamau	---	---	---	0.000	---	0.000	1	1.093	1	1.200	2.293
53	W. P. Ranchi	---	---	---	0.000	---	0.000	1	1.093	1	1.200	2.293
54	Pl. Res. & Eval.	---	---	---	0.000	---	0.000	1	1.093	1	1.200	2.293
55	Dumka WFP	---	---	---	0.000	---	0.000	1	1.093	1	1.200	2.293
56	S.F. PM&E	---	---	---	0.000	---	0.000	1	1.093	1	1.200	2.293
	<b>Total</b>	<b>650</b>	<b>266.175</b>	<b>305</b>	<b>376.063</b>	<b>305</b>	<b>169.418</b>	<b>167</b>	<b>182.584</b>	<b>167</b>	<b>200.400</b>	<b>1194.643</b>

## Jharkhand CAMPA

NPV - Working Plan and FCA Nodal Cell related schemes during FY 2018-19

(Rs. in lakh)

Sl. No.	Name of F. Div./Cell	Dev. of IT Infrastructure		Maint. of GIS Cell		Wages of Technician		Wages of Computer Operator		Field Verification	Total Amount
		Phy	Fin	Phy	Fin	No.	Fin	No.	Fin	Fin	
1	2	3	4	5	6	7	8	9	10	11	12
1	W. P. Bokaro	---	---	---	2.000	1	2.016	1	1.978	2.000	7.994
2	W. P. Deoghar	---	---	---	0.900	1	2.016	1	1.978	---	4.894
3	W. P. Hbag	---	11.500	---	14.456	2	4.032	1	1.978	---	31.966
4	W. P. Jsr	---	12.000	---	2.500	2	8.400	1	1.978	---	24.878
5	W. P. Palamau	---	---	---	0.900	1	4.032	1	1.978	---	6.910
6	W. P. Ranchi	---	8.250	---	11.000	2	8.400	1	1.978	2.000	31.628
7	Exe Director Cell	---	---	---	---	---	---	1	1.978	---	1.978
	<b>Grand Total -</b>	<b>0.000</b>	<b>31.750</b>	<b>0.000</b>	<b>31.756</b>	<b>9.000</b>	<b>28.896</b>	<b>7.000</b>	<b>13.846</b>	<b>4.000</b>	<b>110.248</b>

Note :- Senior Technician - Rs. 35,000/- pm

Junior Technician - Rs. 16,800/- pm



## Jharkhand CAMPA

## NPV - Bio-diversity conservation &amp; Anti-depredation Activities during FY 2018-19

(Rs. in lakh)

Sr. No.	Name of F. Div.	Dev. of National Park/WL Sanctuary	Construction of Rescue Centre	Anti Depredation Scheme	Grand Total Amount
1	2	3	4	5	6
1	Bokaro	---	---	66.8756	66.876
2	Dhanbad	---	---	66.3606	66.361
3	Giridih (East)	---	---	77.4456	77.446
4	Giridih (West)	---	---	37.4456	37.446
5	Ramgarh	---	---	49.7506	49.751
6	Deoghar	---	---	43.4206	43.421
7	Dumka	---	---	83.3456	83.346
8	Jamtara	---	---	45.9306	45.931
9	Pakur	---	---	37.4456	37.446
10	Sahibganj	---	---	57.4456	57.446
11	Chatra (N)	---	---	83.3956	83.396
12	Chatra (S)	---	---	70.0706	70.071
13	H'bag (East)	---	---	75.6456	75.646
14	H'bag (West)	---	---	83.3456	83.346
15	Koderma	---	---	37.4456	37.446
16	Chaibasa	---	---	133.4806	133.481
17	Jamshedpur	---	---	42.6956	42.696
18	Kolhan	---	---	39.9956	39.996
19	Porahat	---	---	62.0156	62.016
20	Saralkela	---	---	139.3206	139.321
21	Saranda	---	---	59.6456	59.646
22	Latehar	---	---	37.4456	37.446
23	Gumla	---	---	67.2706	67.271
24	Khunti	---	---	106.5506	106.551
25	Ranchi	---	---	130.0156	130.016
26	Simdega	---	---	65.5606	65.561
27	P. T. R. (North)	845.000	---	121.6956	966.696
28	P. T. R. (South)	1010.000	---	121.6956	1131.696
29	Ele. Proj, JSR	323.100	---	55.8856	378.986
30	H'bag Wildlife	282.000	---	37.4456	319.446
31	Ranchi Wildlife	83.000	500	39.6956	622.696
	Grand Total -	2543.100	500.000	2175.784	5218.884

## Jharkhand CAMPA

## N P V (Details of Bio-diversity conservation and Anti-depredation activities)

(Rs. in Lakh)

Sl. No.	Name of F.Dc.	Development of National Park / Wildlife Sanctuaries / Elephant Habitat																				Anti-depredation related works												Grand Total Amount									
		Construction of Reserve Gates		Const. of Check Posts / Check		Const. of Check Area		Const. of Patrolling Check		Check Dam / Distillation		Const. of Water Hole		Repair of Fencing		Special Repair of Fencing Road		Construction of Gully wall		Elephant proof Fencing		Sub-Total	Const. of Watch Tower		Maint. of Watch Tower		Purchase of Dragnet Trench		Maint. of Dragnet Trench		Purchase of New Iron Street Light		Maint. of Old Iron Street Light		Signs & Materials as JFMC / EDC for driving away		Communication Network		Sub-Total				
		No.	Amount	No.	Amount	No.	Amount	No.	Amount	No.	Amount	No.	Amount	No.	Amount	No.	Amount	No.	Amount	No.	Amount		No.	Amount	No.	Amount	No.	Amount	No.	Amount	No.	Amount	No.		Amount	No.	Amount						
		1	2	3	4	5	6	7	8	9	10	11	12	13	14	15	16	17	18	19	20		21	22	23	24	25	26	27	28	29	30	31		32	33	34	35		36			
1	Bokaro	—	—	—	—	—	—	—	—	—	—	—	—	—	—	—	—	—	—	—	—	4	24,900	4	0.085	45	0.954	—	—	100	4,500	—	—	30	36,480	30	0.940	66,876	66,876				
2	Chandrapur	—	—	—	—	—	—	—	—	—	—	—	—	—	—	—	—	—	—	—	—	2	14,000	2	0.140	8	0.840	14	0.720	75	4,375	110	10,000	30	36,480	30	0.940	66,261	66,261				
3	Godhul	—	—	—	—	—	—	—	—	—	—	—	—	—	—	—	—	—	—	—	—	8	40,000	—	—	—	—	—	—	—	—	—	30	36,480	30	0.940	77,480	77,480					
4	Godhul W	—	—	—	—	—	—	—	—	—	—	—	—	—	—	—	—	—	—	—	—	—	—	—	—	—	—	—	—	—	—	—	30	36,480	30	0.940	37,480	37,480					
5	Harypur	—	—	—	—	—	—	—	—	—	—	—	—	—	—	—	—	—	—	—	—	—	—	—	—	—	—	—	—	—	—	—	30	36,480	30	0.940	69,751	69,751					
6	Deogarh	—	—	—	—	—	—	—	—	—	—	—	—	—	—	—	—	—	—	—	—	2	0,200	4	0.080	8	0.110	—	—	111	5,085	—	—	30	36,480	30	0.940	43,421	43,421				
7	Dumka	—	—	—	—	—	—	—	—	—	—	—	—	—	—	—	—	—	—	—	—	4	44,000	10	0,200	20	1,700	—	—	—	—	—	—	30	36,480	30	0.940	81,340	81,340				
8	Jamtara	—	—	—	—	—	—	—	—	—	—	—	—	—	—	—	—	—	—	—	—	—	—	—	—	—	—	—	—	—	—	—	30	36,480	30	0.940	45,941	45,941					
9	Palur	—	—	—	—	—	—	—	—	—	—	—	—	—	—	—	—	—	—	—	—	—	—	—	—	—	—	—	—	—	—	—	30	36,480	30	0.940	37,440	37,440					
10	Sahibganj	—	—	—	—	—	—	—	—	—	—	—	—	—	—	—	—	—	—	—	—	4	20,000	—	—	—	—	—	—	—	—	—	—	30	36,480	30	0.940	37,480	37,480				
11	Chota I	—	—	—	—	—	—	—	—	—	—	—	—	—	—	—	—	—	—	—	—	5	23,000	—	—	20	1,700	—	—	200	14,250	—	—	30	36,480	30	0.940	85,236	85,236				
12	Chota II	—	—	—	—	—	—	—	—	—	—	—	—	—	—	—	—	—	—	—	—	8	17,800	—	—	20	1,700	—	—	200	14,250	—	—	30	36,480	30	0.940	76,071	76,071				
13	Hijay K	—	—	—	—	—	—	—	—	—	—	—	—	—	—	—	—	—	—	—	—	2	14,000	—	—	20	1,700	—	—	200	14,250	—	—	30	36,480	30	0.940	75,440	75,440				
14	Hijay W	—	—	—	—	—	—	—	—	—	—	—	—	—	—	—	—	—	—	—	—	6	23,400	—	—	—	—	—	—	200	14,250	—	—	30	36,480	30	0.940	82,340	82,340				
15	Salerno	—	—	—	—	—	—	—	—	—	—	—	—	—	—	—	—	—	—	—	—	—	—	—	—	—	—	—	—	—	—	—	30	36,480	30	0.940	37,440	37,440					
16	Chatrapur	—	—	—	—	—	—	—	—	—	—	—	—	—	—	—	—	—	—	—	—	10	50,000	4	0.160	20	1,700	—	—	210	14,775	—	—	30	36,480	30	0.940	123,492	123,492				
17	Jarabandpur	—	—	—	—	—	—	—	—	—	—	—	—	—	—	—	—	—	—	—	—	—	—	—	—	—	—	—	—	—	—	—	30	36,480	30	0.940	41,230	41,230					
18	Khatu	—	—	—	—	—	—	—	—	—	—	—	—	—	—	—	—	—	—	—	—	—	—	—	—	—	—	—	—	—	—	—	30	36,480	30	0.940	29,590	29,590					
19	Paradi	—	—	—	—	—	—	—	—	—	—	—	—	—	—	—	—	—	—	—	—	3	16,800	1	0.020	20	1,700	—	—	—	—	30	36,480	30	0.940	62,010	62,010						
20	Parsons	—	—	—	—	—	—	—	—	—	—	—	—	—	—	—	—	—	—	—	—	11	50,000	—	—	100	6,500	—	—	20	1,700	—	—	30	36,480	30	0.940	139,310	139,310				
21	Sarabdi	—	—	—	—	—	—	—	—	—	—	—	—	—	—	—	—	—	—	—	—	2	14,000	—	—	20	1,700	—	—	200	14,250	—	—	30	36,480	30	0.940	58,680	58,680				
22	Lahar	—	—	—	—	—	—	—	—	—	—	—	—	—	—	—	—	—	—	—	—	—	—	—	—	—	—	—	—	—	—	30	36,480	30	0.940	37,440	37,440						
23	Qandla	—	—	—	—	—	—	—	—	—	—	—	—	—	—	—	—	—	—	—	—	6	24,000	—	—	50	4,250	—	—	10	1,375	—	—	30	36,480	30	0.940	67,371	67,371				
24	Khatu	—	—	—	—	—	—	—	—	—	—	—	—	—	—	—	—	—	—	—	—	10	40,000	—	—	30	3,400	—	—	100	6,200	—	—	30	36,480	30	0.940	106,331	106,331				
25	Ranch	—	—	—	—	—	—	—	—	—	—	—	—	—	—	—	—	—	—	—	—	8	72,000	10	0.120	14	1,190	14	0.540	100	4,500	140	14,000	30	36,480	30	0.940	180,014	180,014				
26	Sonoga	—	—	—	—	—	—	—	—	—	—	—	—	—	—	—	—	—	—	—	—	4	24,000	—	—	12	1,230	—	—	90	2,325	—	—	30	36,480	30	0.940	65,341	65,341				
27	PTN (North)	—	—	70	410,000	35	260,000	30	100,000	10	15,000	—	—	—	—	—	—	—	—	—	—	—	—	—	—	—	—	—	—	—	—	—	—	30	36,480	30	0.940	121,890	368,890				
28	PTN (South)	—	—	80	340,000	40	220,000	30	100,000	10	20,000	—	—	—	—	—	—	—	—	—	—	—	—	—	—	—	—	—	—	—	—	—	—	30	36,480	30	0.940	121,890	1,113,930				
29	Elephant Ho	—	—	1	13,000	11	106,791	—	—	—	—	—	—	—	7	2,100	0.600	21,240	1	48,800	8	34,170	2	14,000	2	0.140	40	3,400	—	—	30	0.940	—	—	30	36,480	30	0.940	55,860	179,960			
30	Hijay Middle	—	—	10	127,000	37	335,000	—	—	—	—	—	—	—	—	—	—	—	—	—	—	—	—	—	—	—	—	—	—	—	—	—	30	36,480	30	0.940	37,440	110,440					
31	Reserve Wildlife	1	300,000	8	71,000	—	—	—	—	—	—	—	—	—	—	—	—	—	—	—	—	—	—	—	—	—	—	—	—	—	—	—	30	36,480	30	0.940	39,390	127,690					
Total		1	300,000	179	1,164,000	114	821,790	180	300,000	30	45,000	4	11,000	7	2,100	0.600	21,240	1	48,800	8	34,170	2	14,000	110	304,100	110	304,100	40	1,300	401	13,630	91	2,800	440	129,730	460	41,800	910	1,111,054	930	29,760	2,275,704	3,178,894

## Research Activities during FY 2018-19

Study of Plant Diversity and Market Potential of Plant products for Economic upliftment of Native Tribals in West Singhbhum District.  
(3 Years Scheme)

(Rs. in lakh)

Sl. No.	FY	Emolument of Junior Research Fellow		Wages of Hired Human resource person		Wages of Casual labour		Purchase of Materials	Printing & Binding	Contingency	Total			
1	2018-19	2	25000.00 / Month	6.000	1	10000.00 / Month	1.200	1	237.38 - per day	0.741	5.810	---	0.400	14.151
2	2019-20	2	25000.00 / Month	6.000	1	10000.00 / Month	1.200	1	237.38 - per day	0.741	---	---	0.400	8.341
3	2020-21	2	28000.00 / Month	6.720	1	10000.00 / Month	1.200	1	237.38 - per day	0.741	---	0.400	0.400	9.461
<b>Total</b>		<b>6</b>		<b>18.720</b>	<b>3</b>		<b>3.600</b>	<b>3</b>		<b>2.223</b>	<b>5.810</b>	<b>0.400</b>	<b>1.200</b>	<b>31.953</b>



## Draft Proposal for discussion on

### Integrated Forest Mosaic Landscape Management : Approaches to Capacity and Institution Building For Sustainability of Ecosystem Services.

#### I) Context/Background

Forest provides hosts of ecosystem services that directly contribute to improving the productivity of the agricultural land in the forest fringe villages, ensure water security and well being of the people. The small holder farmers of the forest fringe rainfed areas depend upon , to a large extent on, such forest ecosystem services. However, such forests are facing the challenges of degradation due to various drivers of degradation including diversion of forest land. Even though compensatory afforestation is created the original ecosystem services provided by the natural forests can not be regained. Moreover, the plantation requires time to grow and mature for providing provision and other ecosystem services to the people. During that gestation period the pressure on the existing forests adjoining the villages are put under more pressure from the adjoining villages. Therefore, the forests and its associated ecosystem services gets further degraded.

The Protected Forests lands, as forest ecosystem are not virgin, isolated patch. Rather it constitutes a pattern of forest mosaic landscape where different land uses practices, viz., forest, agriculture, pisciculture, silvi pasture are in practice and they interplay with each other. It is not possible to check and reverse the forces of degradation with isolated forest land based interventions. One has to take the forest mosaic landscape as the unit. The sustainable land uses of the forest fringe areas would check the forces of degradation, improve well being of the people and reduce their dependence on forest. Consequently, the health of the forest and its regeneration would improve.

The forest mosaic landscapes is defined here as places where forests and agricultural land use coexist in a mosaic pattern. The boundary between forest and agriculture is fuzzy in space and time, although demarcation is done by the government departmental functionaries.

Thus the framework of management of forest mosaic landscape also focuses beyond the structure of the forest boundary, the interspersed nature of agricultural and forest land uses. The activities will include capacity building and strengthening the Joint Forest Management Committee in particular , the incentives, and appropriate technologies related to land use.

The guidelines ( WP code 2014) stress upon the role of trees outside forests (TOF) which are located on the lands other than forests, including agricultural lands e.g. agro-forestry systems, farm forestry.

The importance of management of the fringe forest ( WP code 2014) “ lies in the fact that if properly managed, it can arrest people’s entry into the forest by catering to their needs at the fringe only, thereby sparing the forest from the biotic pressure that has the potential to cause irreparable damage to the forest biodiversity and eco-system services. Forest fringe villages have been a major cause of forest fires due to increased dependency of people on forests as stated above, thus causing the forest more vulnerable in terms of fire. Alternatives may be discovered to reduce the dependency of people on forests residing in fringe forests.”

Interventions used in agriculture-forest landscapes will sequester carbon by reducing deforestation without adversely affecting other social and ecological outcomes related to livelihoods.

The Challenge before us is how to govern forest mosaic agriculture- landscapes to reduce deforestation and thereby improve climate change mitigation outcomes. Moreover, the climate change mitigation in terrestrial systems is necessary to avoid the worst effects of climate change and halting deforestation. This has been considered to be one of the most cost effective mitigation measures globally. Therefore, improved governance at the forest field functionaries at one side and building competency at the JFMC level on the other is therefore necessary to check deforestation and improve ecosystem services.

Objectives of management of forests has become more people centric and oriented to provide the goods and services from forests on sustained basis, with an emphasis on ecological services and harvest of usufructs as well ( WP Code 2014). Forest Management Planning must provide for sustainable management of forests and its biodiversity as enshrined in the National Forest Policy, encompassing the ecological (environmental), economic (production) and social (including cultural) dimensions.

As mentioned above that the National Working Plan Code emphasizes upon the importance of managing the forest fringe areas. It mentions that “*the importance of management of the fringe forest lies in the fact that if properly managed, it can arrest people’s entry into the forest by catering to their needs at the fringe only, thereby sparing the forest from the biotic pressure that has the potential to cause irreparable damage to the forest biodiversity and eco-system services. Forest fringe villages have been a major cause of forest fires due to increased dependency of people on forests as stated above, thus causing the forest more vulnerable in terms of fire. Alternatives may be discovered to reduce the dependency of people on forests residing in fringe forests.*” Thus, managing the fringe forest is being mainstreamed

Another important initiative from the Ministry of Environment, Forest and Climate Change, Government of India has provided fund under CAMPA for a series of activities for afforestation and conservation of forest as a whole through capacity building, training, research and ultimately improve ecosystem services.

The aims and objectives of CAMPA also emphasizes that the

*State CAMPA shall seek to promote.*

- a. Conservation, protection, regeneration and Management of Natural Forest*
- b. Conservation, protection of wildlife and it’s habitat within and outside protected areas including consolidation of protected areas.*
- c. Compensatory afforestation*
- d. Environmental Services*



- i. provision of goods: wood, NTFP, water, grazing, tourism, wildlife protection*
- ii. regulating Service: climate regulating, disease control, detoxification, carbon sequestration, health of soil, air and water regimes*
- iii. non-materials benefits like spiritual, recreation, educational*
- iv. supporting services like biodiversity, nutrients cycling, primary production*
- e. Research, training and capacity building.*

Therefore, managing forest fringe areas, improvement of ecosystem services, increasing the scope of carbon sequestration, health of soil, air and water regimes are the prime concern of both the National Working Plan Code 2014 and the CAMPA interventions.

The forest fringe dwellers are organized by the forest department to form Joint Forest Management Committees. The JFMC members living in the forest fringe villages primarily are small holder farmers and depend on agriculture for their livelihood but suffer from a number of risks due to low productivity in the face of degradation of natural resource base including soil, water, biodiversity, natural calamities and other man-made disasters. Having recognized the severity of problems of the smallholders and the consequences of overuse of chemical fertilizers, the extent of soil and environmental degradation and pollution, there is a urgent need to improve the productivity of land and introduce sustainable land use practices. This will ensure well being of the people and reduce the pressure on forest.

## **II) Aims and Objectives**

### **Objectives**

Keeping the above context in mind the objectives of the project are set as follows:

1. Create an enabling environment for conservation, protection and management of natural forest mosaic landscape management to improve the forest ecosystem services through capacity building and training of the stakeholders including forest field staff, JFMC members and panchayat functionaries.
2. Development of the social and human capital within the JFMC through
  - Establishment of Prashikshan Shivir as Outreach Programme, a forum for continuous learning in the line of 'Farmers Field School' following season wise activities.
  - JFMC institution building and strengthening, women empowerment and skill development in the form of "Capacity Building" through series of tailored training modules based on the need of Common Interest Groups (CIG) such as NTFP collectors, vegetables growers, fishermen, livestock growers for forest mosaic landscape conservation and sustainable livelihood development at the given landscape level.
  - Develop Community Resource Persons (CRP) through vocational training and also in the form of Training of Trainers (ToT) who may serve the community as volunteer extension workers.
  - Development of Professional Resource Persons (PRP) from within the department through advanced ToT programs.
3. Develop capacity of the stakeholders for Integrated Management of the given landscape to improve environmental/ecosystem services by improving the productive potentials of soil, water, forest and vegetation outside forest area.



4. Improve the natural resource endowment, particularly the biodiversity through community participation to build ecosystem resilience.
6. Promote use of organic manure/compost, bio fertilizer and bio pesticides and minimize chemical based inputs to improve health of soil and water, reduce carbon foot prints and ensure sustained flow ecosystem services.
7. Diversify the production base in the fringe villages through Integrated Farming System, including multiple cropping with integration of livestock and fisheries to reduce their dependence on forest
8. Promote and facilitate homestead Nutritious Kitchen Garden to meet the immediate need of nutritious food for the JFMC members
9. Facilitate Women Empowerment by involving the social change agent and women farmers in the production chain, increase their income and engage them in the decision making process within the landscape.

### Hierarchy of Objectives

Hierarchy of Objectives	Indicators (OVIs)/outputs	Means of Verification
<p><b>Overall Goal</b> Forest Mosaic Landscape Management to improve ecosystem services through ecosystems based approaches to promote climate resilient land uses in the fringe forest areas in six pilot locations in Jharkhand.</p>	<ul style="list-style-type: none"> <li>- Identification of the landscape, its features and the core village for direct intervention under the project with Geo reference in consultation with the forest department</li> <li>- Reduction in the incidence of illegal felling of trees, fire incidence and uncontrolled grazing</li> <li>- Participatory biodiversity monitoring by the JFMC members</li> <li>- Increased number of trees planted outside the forest in fringe areas</li> <li>- Silvi pasture development in the fringe areas</li> <li>- Agro forestry plantation in the private land in forest fringe villages</li> <li>- Improved soil moisture conservation through rain water harvesting</li> <li>- Adaption of climate resilient, low input agriculture/horticulture/pisciculture practices (mulching, minimum tillage, protected cultivation, introduction of drought resistant varieties, weed management, Integrated Pest Management) by the JFMC members</li> <li>- Diversification of livelihood options of the JFMC members with agriculture, horticulture, fisheries, animal husbandry, NTFP based activities, off-farm based activities</li> <li>- Increase in household level income of the JFMC members and women farmers</li> </ul>	<ul style="list-style-type: none"> <li>- Land use change data</li> <li>- Report of forest offences</li> <li>- Permanent monitoring plot in the forest and data of periodic monitoring – changes in density, diversity</li> <li>- Soil and Water quality report</li> <li>- Household level socio economic data</li> <li>- Satellite images</li> <li>- Geo reference and geo tagging of the plots</li> <li>- Number of plots and trees planted as Agroforestry program, outside forest area</li> <li>- Area of silvi pasture developed</li> <li>- Number of rain water harvesting structures created</li> <li>- Minutes of the meeting</li> <li>- Case studies,</li> <li>- Biodiversity Registers</li> <li>- Photographs</li> </ul>
<p><b>Hierarchy of Objectives</b> 1 Create an enabling environment for conservation,</p>	<p>Details on map of the forest mosaic landscape, its features following watershed criteria and status of base line of the core village for direct</p>	<ul style="list-style-type: none"> <li>- Microplan document</li> <li>- Departmental reports</li> <li>- Minutes of the meeting at the community level and</li> </ul>

Hierarchy of Objectives	Indicators (OVIs)/outputs	Means of Verification
protection and management of natural forest mosaic landscape management to improve the forest ecosystem services through capacity building and training of the stakeholders including forest field staff, JFMC members and panchayat functionaries.	intervention under the project with Georeference - Number of convergent microplan prepared. - Number of Trainings / Workshops conducted for different stakeholders	departmental level - Registration of the workshops - Photographs - Workshop reports - IEC materials prepared
2. Development and strengthening of JFM as social capital with inclusion of women	- No. of JFMCs taking active role in protection and conservation of forest - No. of women actively involved in the group functioning and decision making (Women members will hold leadership position in all the targeted families) - No. of activities undertaken by the group to conserve forests - No. of JFMCs adopted climate resilient agriculture/horticulture based land use practices - Some of groups in two clusters may initiate the process of registration under PGS.	- Minutes of the meetings - Cash book - Bank books - Photographs - Documents for initiation of forest conservation measures - Documents for initiation of climate resilient land use practices - Geo tagging
3. To facilitate convergence of sectoral services with the Government allied departments/ extension officials/workers of the for effective dissemination of knowledge and information	- Number of Training modules and materials prepared - Number of workshops organized with line departments - Development of Monitoring Protocols and indicators of the trial plots established at the landscape level	- Workshop registration - Workshop reports - Photographs - training materials - Monitoring reports
4. To organize Training of Trainers for the field staff to improve their training and communication skills and to equip them with modern and scientific knowledge on biodiversity conservation	- To organize Training of Trainers for selected field staff	- Training Registration - Training Evaluation - Training Report - Photographs
5. To Involve especially the women farmers in the production value chain, increase their	- No. of women farmers identified as direct participant (at least 60% of the direct participants will be women) - Increase in the income opportunities for the	- List of participants/beneficiaries - HH level data - Minutes of the meeting



Hierarchy of Objectives	Indicators (OVIs)/outputs	Means of Verification
income and engage them in the decision making process within the landscape	women - No. of women having leadership role in the groups/JFMCs	- Group profiles
6. To develop skills of the JFMC members through trainings to develop human capital for Integrated Forest Mosaic Landscape Management	- No. of Prashikshan Shivir as Outreach Centre/Farmer Field School established. There may be 2 or 3 Demonstration plots in each landscape - The trainings will be conducted at the Farmer Field School and the farmers trained on skills/traits related to sustainable agriculture will demonstrate adoption in their field. - 450 family of farmers will adapt the practices in their own field after training for production of organic manure, Nutrition kitchen garden, vegetable cultivation, pulses and oilseeds cultivation, livestock management, fish farming, nursery raising, organic compost and bio control of pests, weed management, mulching, few may start zero or minimum tillage etc (at least 80% of the trainees would initiate at least 2 of the above mentioned activities) - No. of villagers approached the trained farmers to learn the techniques (about 20% replication in the landscape)	- Prashikshan Shivir/ Demonstration Plots/ Training Report/ - Training registration and Evaluation - Gender division of trainees - Post training plan of action - Demo-Plot wise data after each season with geo tagging - Production of Organic Manure - Number of Kitchen Garden - Crop Rotation - Nursery - Photographs - Comparison with base line data - Case studies
7. To develop community resource persons through ToT	- No. of CRPs trained (about 150 numbers of CRPs will be trained)	- Training Report - Training registration and Evaluation - Gender division of trainees - Post training plan of action - Photographs
8. To develop skills to enhance the productive potentials of natural resources through Soil and Water Conservation, restoration of degraded lands	- Increase in the amount of soil moisture in the farm through cover crops, organic treatment - Improved availability of water in the farm through creation of farm ponds for rain water harvesting - Use of drip irrigation - Improved soil organic matter content through mulching, weed management, green cover, organic manure	- Soil moisture content report - Geo tagging of RWS - Irrigation report - Soil health report - HH data - Rain water / percolation tanks - Demonstration plots - SRI cultivation plots
9. To develop skills to promote Integrated Farming System Management in a more profitable and sustainable manner	- No. of people having increase in income through IFS and Agro forestry - No. of options for earning has increased (at least the option will be doubled among 50% of the targeted people)	- Household data - Case studies - Photographs
10. To facilitate the	- No. of people adapted agriculture/agro	- Field reports



Hierarchy of Objectives	Indicators (OVIs)/outputs	Means of Verification
agri/agro forestry based practices and sustainable behaviour for climate change adaptation and mitigation	forestry practices that promote climate change adaptation and mitigation including use of drip irrigation, crop rotation, intercropping, organic farming practices, shade nets, mulching, zero tillage, seed production and seed bank etc - Increased use of renewable energy sources - Increase in green cover	- Case studies - Photographs - Satellite images - Geo tagging
11. Develop entrepreneurship skills and capacity of the producers and growers to promote NTFP/ agri business	- 20 Number of CIGs/Producer groups formed (Minimum 20 business plan will be executed) - Number of farmers/farmer groups started agri business (Minimum 50 entrepreneurs will start business) - Registration of Entrepreneurs as Traders	- Entrepreneur Report - Photographs - Bank pass book - Minutes of the meeting - Registration documents

### III) Strategy

#### Proposed Strategies

##### 1) Landscape selection through stakeholder engagement

1.1) Selection of Landscapes and core village, with geo reference, in consultation with the forest field staff avoiding any duplication of the programs/projects based on the specified criteria.

##### 2) Human Resource Management and Development through strengthening the JFMCs as institutions, Capacity Building and Trainings

JFMCs established in the forest fringe villages will be the unit of implementation and the last mile of delivery. Strengthening of the existing JFMCs will be done through capacity building, training and hand holding support. A dedicated team of extension workers (community organizers) will be in place. Capacity building of the field staff will be done to facilitate the process and mainstreaming the initiatives. Community Resource Persons will be developed for sustainability of the initiatives, upscaling and replication.

##### 2.1) Selection of Facilitators for effective implementation of the project.

The community organizers for the Project will be selected and trained by IBRAD. They need to be skilled to apply participatory approaches and skills to organize the JFMC members

##### 2.2) Community capacity building and development of community resource persons for strengthening the activities, upscaling, replication and sustainability.

In addition to the community Organisers as professional staff of the Project, some proactive farmers, community members with leadership ability who volunteer to convey information from field staff of the Project to individual farmers, will be trained as Community Resource Person (CRP). Weekly schedules detailing each CRP's tasks will help the villagers for dissemination of knowledge and skills and hand holding training. The CRP does not receive a salary but their role may require significant time investment. Project can motivate them and maintain their commitment with incentives such as to provide some inputs/ travel cost to create demonstration plots.

##### 2.3) Promoting/strengthening Extension Services for upscaling and replication

The Project has planned for developing Professional Resource Persons (PRP) within government functionaries for continued support and scaling up the project related activities to facilitate Integrated Forest Mosaic Landscape management

2.4) Capacity building to develop skills of the JFMC members for participatory biodiversity monitoring and management and adoption of low input climate resilient land use practices for increasing productivity and income

Skill development trainings will be organized for the JFMC members of the landscapes and also from the neighboring villages for replication of the technologies.

### **3) Strategy for Awareness, Communication and development of IEC materials.**

The types of communication needed for Forest Mosaic Landscape Management will be use of different channels to transmit and collect information. The frequency of communication, its quality, and its reach among JFMC members will have greater impact on the management of the Project. These communication channels can broadly be grouped into three categories:

- Face-to-face interactions between the Project staff or government staff and farmers
- Written materials such as manuals, brochures, and handout will be prepared. Sign boards will be used as display material.
- Information and communication technologies such as Skype, Internet, WhatsApp, video, and cell/ smart phones have been planned and already field tested.

Application and use of such ICTs have been planned and field tested as they are less costly than face-to-face communications. It can reach large numbers of farmers, and present opportunities for overcoming problems of reinforcement and impact assessment also.

Besides, community culture specific cultural activities like songs/dramas will be developed.

### **4) Actions at the Forest Mosaic Landscape level to develop skills for Forest Resource Conservation, Natural Resource Management through promotion of Agro forestry, rain water harvesting, low input climate resilient production systems, habitat development, improving production and productivity on sustainable basis**

#### **4.1) Establish Prashikshan Shivir as the Outreach Centre**

Good Performance Depends on Effective Logistics and Strong Monitoring, Strategic scheduling and staff management that increase the effectiveness of an extension program.

The Community Organisers of the Project will work with the JFMC members directly in the core village of the landscape. A Prashikshan Shivir will be established as Outreach Centre in the line of Farmers Field school. These centers will act as classrooms and associated plots where improved techniques are demonstrated and practised. The demonstration plots can be used as nurseries to produce improved planting materials for sale or distribution. The Community Organiser / Subject specialists will conduct the training in farmers' own fields and address their specific concerns. Such exercise is found useful for building trust and goodwill among farmers. There will be some training kits/ equipments at the Prashikshan Shivir for continuous learning.

4.2) Preparation of participatory microplan by involving the JFMC members. It will be done through application of participatory techniques and approaches.



4.3) Demonstration Centre and Demo Plots & Farmers Participatory Research on Participatory Biodiversity Monitoring, Agro forestry, enhancement of soil health, Organic and Bio fertilizer Production, Integrated Pest Management and enhancement of horticulture production in the rainfed farming system.

- Project will have demonstration plot in farmers land in the core village of the selected landscape. It will be a smallholder plot that uses best practices for low inputs climate resilient agricultural/Agro forestry practices. Field staff and the experts will hold training sessions at the demonstration plots and on the farms of other group members. The training sessions will consist of instruction to be reinforced by hands-on practice. Community field training and Farmers Participatory Research can be organized at the plots throughout the production cycle to present best practices and offer farmers an opportunity to practice their learning. These events will also serve as experiment for new methods and help in adoption by new members. One has to remember that it is the farmers, not extension staff, should do work more and learn with conviction on the plots. Field staff will hold training sessions at the demonstration centre for effective training.
- Permanent plots will be laid in the forests where JFMC members along with the forest field staff will have periodic monitoring to track the changes in terms of density, diversity, growth of the forest. They will be trained to collect the data.
- Development of a robust data base on the ecosystem services derived from the forest ecosystem in the Forest Mosaic Landscape and its periodic monitoring to measure the changes before and after intervention. Special emphasis will be given to identify locally available REET (Rare, Endangered, Extinct and Threatened) species and to take measures for their conservation.
- Measures will be taken to identify and restore the locally available genetic resources. It would include both forest and agro biodiversity.

4.4) Adoption of sustainable land-use planning and implementation through community engagement and participation

Strategy for sustainable land use practices including agriculture, forest and fresh water ecosystems envisages a comprehensive management approach to improve soil health, the ecosystem of the region and the quality of produce. For optimization of productivity all the essential components need to be developed in a systematic manner. These steps include:

- (i) Habitat development for both forest crops (within the forest area) and non forest crops (forest fringe and outside forest area)
- (ii) Creating on-farm facilities for input production by utilizing the local resources such as leaves, twigs from the trees, cow dung, agriculture residue etc
- (iii) cropping sequence and combination planning for Agro forestry as well as for Back yard farming/agriculture
- (iv) 3-4 year rotation plan and
- (v) Growing of crops suiting to the region, soil and climate.



Land use plans will be developed based on PRA exercise, SWOT analysis and Microplanning exercise

**5) Diversification of livelihood opportunities, promotion of climate resilient production system and increase in income**

Promoting integrated farming system covering crops, livestock & fishery, nursery raising and plantation of Trees Outside Forest Area in the fringe villages, promotion of Agro forestry to meet the fuel and fodder requirement of the people and increase of income through intercrops as well, production of manure and compost as an alternate livelihood practice, in situ and ex situ cultivation of high value NTFPs/Medicinal crops.

**6) Promoting effective management of available water resources and enhancing water use efficiency**

Since most of the areas are rainfed, assistance will be provided to create farm ponds and renovation/restoration of small tanks for rain water harvesting. These will be done adjoin Agro forestry plots and Demonstration Plots. Awareness will also be created to popularize and use drip irrigation facilities.

**7) Promoting location and crop specific integrated nutrient management practices for improving soil health, enhancing crop productivity and maintaining quality of land and water resources**

Database will be created through periodic soil and water sample collection and analysis, establishment of organic manure/bio fertilizer/bio pesticide/biological extracts/vermi compost units and its applications.

**8) Facilitation to develop entrepreneurship skills**

Building the capacity of farmers for Agri-Business is relatively complex. Since the production of quality crops and commercial Agri-Business activities are interrelated the capacity of farmers and farmer groups will be developed for commercial business at the same time. This will help in organizing the farmers in Farmers Producers Groups and substantial increase in their income.

**Facilitation in developing Agribusinesses and supporting Smallholder farmers**

Aggregating smallholder farmers into groups is both critical and challenging for agribusinesses. It is challenging because farmer groups are lacking aptitude of commercial business. There is not enough quality product for commercial business. Hence strategy is needed at several levels like production of selected quality product, develop supply value chain, market linkages, branding and developing entrepreneurs skills for improving the Agri-Business practices of farmers.

- Identify the local crop best suited for quality and quantity products
- Supporting increased knowledge and access to agricultural inputs
- Facilitating market development of local supply by helping farmers meet quality and quantity requirements so they can access and develop markets
- Facilitation for access to credit and insurance
- Raising standards of Farmers Group governance and business facilities
- Supporting the development and uptake of eco-standards for commodity value of agri products

✓ Improve smallholders' access to markets, financing, technical assistance, and inputs like fertilizer and seeds on time

**9) Develop linkages between scientific communities and the villagers for building knowledge and skills, transfer of technology for improving production and productivity for livelihood development on sustainable basis**

Updation of knowledge and skills on the modern scientific knowledge and skills and validation of the practices of the farmers by the scientists, are essential to ensure increase in production and productivity on a sustainable basis. The project has integrated such interactions through kishan goshthis and field visit of the experts not only to impart knowledge and skills but also to take timely corrective actions.

**10) Women Empowerment**

The proposed project has in-built strategy to target women as direct beneficiaries for the project, develop them as community resource person and entrepreneur. This will start with promotion of horticulture production in their homestead land as kitchen garden and integrated farming system. Their capacity will also be built for off-farm based business activities like marketing of NTFPs, sale of organic manure and compost, bio pesticides, seed production and sale etc.

**11) Monitoring and evaluation**

Success of any project depends upon keeping the project on track, timely completion of tasks and taking timely corrective actions. To ensure such rigorous monthly MIS system, range and division level monitoring meeting is proposed rigidly.

**IV) Target Beneficiaries**

JFMC members, particularly women of the members families, of one landscape in a sub beat with about 5 – 6 villages on pilot basis (It is understood that one JFMC consists of one village). Six such sub beats will be identified one in each Circle on pilot basis. The JFMCs will have minimum about 100 acres of forest under their jurisdiction.

Main targets of the proposed project are the tribal and backward smallholders of the JFMC who face a variety of challenges, including natural disaster from time to time. They practice traditional cultivation with degraded soil fertility and continued erosion. They have lack of resources for input to improve agricultural practices. Such farmers have limited knowledge of market prices and quality of requirements for improved and sustainable agriculture. Due to lowering productivity there has been an increasing trend of the men folk of the villages to migrate outside leaving the agriculture and other land use practices under the refuge of the women of the family.

They are largely unorganized and have poor access to credit. Financial institutions often view smallholders as unattractive clients due to insufficient collateral.

Total forest mosaic Landscapes and villages: 6 landscapes (one in each sub beat) and about 30 villages (about 5 villages in each of the sub beats).

Total No. of targeted families: 900 families (30 families in each villages will apply the technologies and practices in their field).

Total number of farmers to be trained: 3000



Total number of community resource persons to be trained – 150

Training of Trainers for Government field functionaries – 40 number of persons.

Refreshers courses for the Government field functionaries – 200 number of persons.

## V) Management

IBRAD has its own in house technically trained professionals and staff who will be involved in implementation of the project. The salary component of these staff are not budgeted under the project component and will be borne by the institute.

The project requires rigorous mobilisation, orientation, capacity building and monitoring of the farmers at the landscape level to provide desired result. It is estimated that it requires about 75% of the man month involvement of Project Coordinator and full time man month involvement of community organizers for the project.

We have planned to involve One Project Officer, two Project Coordinators and six Community Organizers for the project.

Besides, technical guidance will be provided from time to time by IBRAD's full time Agriculture and Water Management Experts and its own Forestry Expert and Social Development Expert.

## Responsibility Matrix

Activities of the schemes to be implemented	How	Person responsible from IBRAD	Expected role from the department
(i) State Level / Division level Coordination	Workshops will be organized at the State Level and Division level for common understanding for Project Implementation, its objectives; outcomes and methodologies by involving the concerned forest officials and staff. A joint consensus based plan of action will be prepared.	Advisor & Team Leader at the state level and Project Officer at the district level	Assigning one state level Nodal Officer for monitoring the activities. Approval of the SOP for step by step implementation of the activities. Fixed format and protocol for monitoring the activities of IBRAD at the field level. Assigning a specific person at the Division level to verify the outputs at the field on monthly basis and release payment.
(ii) Range level coordination	Range level quarterly workshops for sharing of	Project Manager	Fixed protocol for monitoring the activities



Activities of the schemes to be implemented	How	Person responsible from IBRAD	Expected role from the department
	project's outputs and plan of actions		at the field level.
(iii) Capacity building of field functionaries	Training of trainers and refresher courses will be organized for the selected field staff	Advisor and Capacity Building Expert	Follow the agreed Training Calendar and Training Plan. Depute the trainees on time. Provide logistic facilities
(iv) Preparation of quality training material	Workshops with selected resource persons will be held to prepare quality training materials	Advisor and Capacity Building Expert	Provide timely feedback to finalise the materials
(v) Community mobilization, awareness, group formation and institution building	PANCHATATVA exercise at the core villages to identify SICO (Self Initiated Community Organisers) from among the JFMC members/member families, PRA exercise, SWOT analysis, CIG (Common Interest Group) formation	Community Organisers under the guidance of Project Coordinator	Introducing IBRAD in the field by the front line staff and to be present on the first day
(vi) Establishment of Prashikshan Shivir	Establishment of Prashikshan Shivir and farmers field lab at each of the core villages of the landscape	Community Organisers under the guidance of Project Coordinator	To provide some posts and poles for the Prashikshan Shibir
(vii) Creation of base line database	Baseline database creation through collection of household level socio economic data, soil health data, water quality data, vegetation, production, yield and productivity data	Team Leader	Provide inputs for finalization of the formats
(viii) Microplanning and finalization of the work plan	Preparation of microplan with active participation of the villagers at the core village of the landscape, finalization of work plan through priority setting and feasibility analysis.	Community Organisers under the guidance of Project Coordinator	Range Officer and Beat Officer to be present on the day for feasibility analysis and finalization of the plan
(ix) Development of IEC materials	Preparation of IEC materials like sign boards, leaflets, cultural activities to create awareness and dissemination of information	Communication Expert	Provide inputs to design the messages
(x) Community capacity building	Conduction of CRP training through certificate courses Trait based training for the	Community Organisers under the guidance of Capacity Building	Range Officer to identify and finalize the prospective trainees.

Activities of the schemes to be implemented	How	Person responsible from IBRAD	Expected role from the department
	farmers. Exposure visits to best practices Web based training	Expert, Technical Resource Persons will be engaged as resource persons.	Ensure timely release of payments.
(xi) Habitat development Ensuring crop diversity... <b>Agroforestry :</b> Plantation of neem trees ( <i>Azadirachta indica</i> ), one to two tamarind ( <i>Tamarindus indica</i> ), two gular ( <i>Ficus glumerata</i> ), eight to ten ber ( <i>Zizyphus Sp</i> ) bushes, one to two aonla ( <i>Emblica officinalis</i> ), one to two drumstick.	Develop community nursery to produce quality planting materials  Plantation in the farmers plots	Community Organisers under the guidance of Forestry Expert	Help in identification of plants for Agro forestry as per suitability
<b>Major and minor plots should be separated by bunds</b> about 1.5m wide and should be planted with <i>Glyricidia</i> , perennial <i>Sesbania</i> ( <i>jayanti</i> ), <i>Leucaena leucocephala</i> , <i>cassia siamea</i> , etc. Including internal hedgerow of perennial trees.			
(xii)	Establish permanent plots in	Community	Deploy the field staff for

Activities of the schemes to be implemented	How	Person responsible from IBRAD	Expected role from the department
<p><b>Participatory Biodiversity Monitoring</b></p>	<p>the forest Involve the forest field staff and JFMC for periodic biodiversity monitoring (twice a year, pre monsoon and post monsoon), collection of water and soil samples</p>	<p>Organizers under the guidance of Project Coordinator</p>	<p>collection of data, planning with the community for any corrective action</p>
<p><b>(xiii) On-farm facilities for timely input supply</b></p> <ul style="list-style-type: none"> <li>✓ Decentralised People's nursery</li> <li>✓ Production of planting materials</li> <li>✓ Vermi compost bed,</li> <li>✓ compost tank,</li> <li>✓ Vermi wash</li> <li>✓ Irrigation well,</li> <li>✓ water pumping infrastructure etc</li> <li>✓ percolation tanks (7x3x3mt)</li> <li>✓ at appropriate places depending upon slope and water flow.</li> </ul> <p>Keep few 200 lit tanks (1 per acre) for liquid manure preparation</p> <p>Identify farm pond</p>	<p>Establish vermi compost units, compost tanks, traditional input production units, liquid bio fertilizers and bio pesticide production units, botanical extract and neem cake production units with active participation of the people</p> <p>Assist in developing farm ponds and renovation of small tanks</p> <p>Support to develop kitchen garden for JFMC member families</p>	<p>Community Organisers under the guidance of Organic Farming Experts</p> <p>Community Organisers under the guidance of water management experts.</p> <p>Community Organisers under the guidance of Horticulture experts</p>	<p>Technical orientation of the community for nursery raising</p> <p>Land selection for agro forestry, percolation tank through feasibility analysis</p> <p>Technical guidance and monitoring of works</p> <p>Buy back of the organic inputs and saplings from the nursery for plantation</p>



Activities of the schemes to be implemented	How	Person responsible from IBRAD	Expected role from the department
(xiv) Conversion of soil to organic by reducing chemical inputs	Initial meeting and orientation for PGS in two clusters	Community Organisers under the guidance of water management experts	
Low input alternative – Ensure to sow three different types of legumes in strips.		Community Organisers under the guidance of Agronomic and Organic Farming experts	
Cow pea or soybean. Apply organic manure at the time of sowing preferably in furrows below the seeds		Community Organisers under the guidance of Agronomic and Organic Farming experts	
Ensure Seeds of legumes treated with crop specific strains of Rhizobium biofertilizer.		Community Organisers under the guidance of Agronomic and Organic Farming experts	
Mulch the entire surface with a thick layer of biological mulch and drench the biomass with Jivamrut		Community Organisers under the guidance of Organic Farming experts	
Preparation of Beejamruta – Neem pesticides, liquid manure etc		Community Organisers under the guidance of Agronomic and Organic Farming experts	
Harvest the pods/ fruits and use remaining biomass for mulch. Collect the crop biomass at the end of strips in the form of heaps and drench			

Activities of the schemes to be implemented	How	Person responsible from IBRAD	Expected role from the department
with Jivamrut. Growing of crops suiting to the region, soil and climate.			
(xv) cropping sequence and combination planning	<b>Crop Rotation :</b> In next season apply <b>compost-vermicompost mixture</b> . After harvest use entire legume and remaining part of cereal crop as mulch	Community Organisers under the guidance of Agronomic and horticulture experts	
<b>Multiple cropping and crop rotation</b> variety of crops are grown simultaneously / at different time on the same land. In every season care should be taken to maintain legume cropping at least 40%		Community Organisers under the guidance of Agronomic and horticulture experts	
<b>3-4 year rotation plan and</b>		Community Organisers under the guidance of Agronomic and horticulture experts	
<b>Planning for off-farm inputs,</b> important components are non-edible oil cakes, poultry manure, biofertilizers, mineral grade rock phosphate and lime etc.		Community Organisers under the guidance of organic farming experts	
<b>Support to ensure food and nutrition security</b>	Support to all women food security groups to establish kitchen nutrition garden and sustainable production of food through promotion of	Community Organisers under the guidance of Horticulture experts	

Activities of the schemes to be implemented	How	Person responsible from IBRAD	Expected role from the department
	integrated farming		
Transfer of knowledge and technology and develop science – extension – farmers linkages	Organise Kisan Gosthis before each cropping season  Organise joint visit by the scientists and extension workers to the villages	Project Manager	Presence of Range Officer/Beat Officer in joint meeting and plan of action
Participatory Monitoring	Development of Participatory indicators and method for monitoring the progress and changes through involvement of the farmers  Periodic collection and analysis of soil and water sample to track the changes	Team Leader  Agriculture and Water expert	Involvement of field staff for monitoring  Maintain data base at the Range and Division level.  Periodic reporting from division to state level
Periodic monitoring, evaluation and documentation	End line data collection and analysis  Preparation of case studies and video films to document the learnings for replication and upscaling  Besides monthly data collection and reporting through MIS by the project team	Team Leader  Team Leader  Team Leader with IEC expert  Project Manager	Involvement of field staff for monitoring  Maintain data base at the Range and Division level.  Periodic reporting from division to state level



## VI) Finance

### Proposed Budget

Proposed Budget						
Sl No.	Activity	Unit cost	No. of participants	No. of Days/	No. of units/state/distt./range/	Total
				Months/Year	landscapes/acres	
1						
	State level Workshops	20,000 per workshop (includes working lunch and stationary and fee for the resource persons)				
1.1	1. Inception workshop (State level functionaries of the line departments, district heads, research institutions), total participants around 20		20	1	1 at State level	20000
1.2	2. One Mid term Workshop		20	1	1 at State level	20000
1.3	2. One End term Workshop		20	1	1 at State level	20000

Proposed Budget						
Sl No.	Activity	Unit cost	No. of participants	No. of Days/	No. of units/state/distt./range/	Total
				Months/Year	landscapes/acres	
1.4	District level Workshop with participants around 20 per workshop x 1 workshop per year x 3 years = 3 workshops of one day duration each	15,000 per workshop (includes working lunch and stationary and fee for the resource persons)	20	3	1 region	45000
1.5	Range level inception meeting with front line staff and office bearers of the JFMCs, participants around 40 per meeting x one meeting in each range x 5 ranges	10000	40	1	5 ranges	50000
	<b>Sub Total A</b>					<b>1,55,000</b>
2	<b>B. ToT and Trainings for the field staff</b>					
2.1	Training of trainers for field staff (10 days residential training for 20 participants in a batch @ Rs 1500 per day per participant) x 1 batch = Total 20 participants	3,00,000	20	10	1 training	3,00,000

Proposed Budget						
Sl No.	Activity	Unit cost	No. of participants	No. of Days/	No. of units/state/distt./range/	Total
				Months/Year	landscapes/acres	
2.2	Refreshers courses for the front line staff, 4 trainings of three days each with 15 persons in a batch @Rs 1000 per day per participant	45,000	15	3	4 trainings	1,80,000
	<b>Sub Total B</b>					<b>4,80,000</b>
<b>3</b>	<b>C. Awareness, Institution Building and Capacity Building at the Community Level</b>					
3.1	Eco chain/PANCHATTAWA Exercise for orientation of the farmers, awareness building and identification of proactive farmers (SICO), PRA exercise, SWOT Analysis, institution building, CIG formation (5000 per day per village x 6 days per village x 30 villages )	30000		6	30	9,00,000



Proposed Budget						
Sl No.	Activity	Unit cost	No. of participants	No. of Days/	No. of units/state/dist./range/	Total
				Months/Year	landscapes/acres	
3.2	Development of Prashikshan Shivar as outreach centre in the line of farmers field school/ field based farmers laboratory with portable soil testing kit, GPS, mobile phone and basic semi permanent structure for training meeting structure (1 per village x 30 villages)	30000			30	9,00,000
3.3	Microplanning - Orientation of the farmers, feasibility analysis, priority ranking and finalisation of Common Interest Groups (CIGs) @ (7 days per village x 5000 per day)	35000		7	30	10,50,000
3.4	Design and development of IEC materials (Display materials, leaflets/brochures, cultural activities, farmers meet)					Lum sum 150000

Proposed Budget						
Sl No.	Activity	Unit cost	No. of participants	No. of Days/	No. of units/state/distt./range/	Total
				Months/Year	landscapes/acres	
3.5	Trait based training for the farmers, one batch will get total 5 days training x max 40 persons in one batch x 30 batches @ Rs 50,000 per training	50000	2000	5	30 batches	1500000
3.6	Residential CRP training of trainers, 3-months certificate course, 10 persons per batch x 5 courses @ 150000 per training= 50 persons	150000	50		5 courses	750000
3.7	Within District Level Exposure visits to best practices for 200 persons of 2 days each	300	300	2		180000
3.8	Outside state level exposure visit for 50 persons for 3 days each	1500	50	3		180000
3.9	Web based training, development of interactive learning material @ Rs 500 per person x 200 persons	500	200			100000
	<b>Sub Total C</b>					<b>57,55,000</b>

Proposed Budget						
Sl No.	Activity	Unit cost	No. of participants	No. of Days/	No. of units/state/distt./range/	Total
				Months/Year	landscapes/acres	
4	<b>D. Farmers Participatory Research</b>					
4.1	Baseline data collection, checking and entry for 30 villages @ Rs 7000 per village	7000			30	210000
4.2	Develop trial plots on Participatory Biodiversity Monitoring and low input climate resilient production system					
4.2.1	Nursery development @ Rs 20000 per unit x 30 units	20000			30	600000
4.2.2	Traditional organic Input Production units like panchagavya, Beejamruth and Jeevamruth etc @ 3000 per unit x 30 units	3000			30	90000
4.2.3	Biological Nitrogen Harvest planting (Gliricidia, Sesbania, etc) @ 2000 per acre x 5 acres	2000			5	10000



Proposed Budget						
Sl No.	Activity	Unit cost	No. of participants	No. of Days/	No. of units/state/distt./range/	Total
				Months/Year	landscapes/acres	
4.2.4	Botanical extracts production units (Neem cake, Neem oil) @ Rs3000 per unit x 30 units	3000			30	90000
4.2.5	Liquid Biofertilizer consortia (Nitrogen fixing / Phosphate Solubilizing/ potassium mobilizing biofertilizer) @ 1500 per unit x 30 units	1500			30	45000
4.2.6	Liquid Biopesticides (Trichoderma viridae, Pseudomonas fluorescens, Metarhizium, Beauveria bassiana, Paecilomyces, verticillium) @ Rs 1500 per unit x 30 units	1500			30	45000
4.2.7	Vermicompost @ Rs 125 per cubic ft x 18000 cubic ft	125			18000	2250000
4.2.8	Support for low tunnel poly house @ Rs 15 per sqm x 12000 sq mt	15			12000	180000

Proposed Budget						
Sl No.	Activity	Unit cost	No. of participants	No. of Days/	No. of units/state/distt./range/	Total
				Months/Year	landscapes/acres	
	<b>Sub Total D</b>					<b>85,09,550</b>
5	<b>E. Monitoring</b>					
5.1	Monitoring and Documentation including still and video photography, printing (for about 36 months) @ Rs 2500 per month per village x 30 villages x 36 months	2000		36	30	27,00,000
	<b>Sub Total E</b>					<b>27,00,000</b>
	<b>Sub Total A+B+C+D+E</b>					<b>1,75,99,550</b>
8	Over head (10%)					17,59,955
9	<b>Grand Total</b>					<b>1,93,59,505</b>

Engagement of Professionals/Personnel

It is proposed to engage professionals / personnel on contract basis to assist the offices of CAMPA as well as of Nodal Officer, Forest Conservation Act, 1980. The consolidated monthly remuneration is indicated below which may increase or decrease as the case may be.

S. No.	Type of manpower	No.	Brief description of work	Consolidated emoluments per month per person (in Rs.)
1	2	3	4	5
1	Accounts Officer	1	Financial Management covering planning, budgeting, tendering, maintenance of CAMPA accounts, drawing up daily, monthly and annual reports, financial matters, accounts.	45,000
2	Accountant	1	Preparation and presentation of timely financial/accounting reports, maintain records, data compilation relating to financial matters of CAMPA.	35,000
3	Manager-Natural Resource Management	1	Timely preparation of CAMPA APOs by adopting proper methodology, overseeing qualitative and quantitative aspects of implementation progress and identifying field level problems and solutions.	50,000
4	Assistant Manager-IT	1	Development of computerized MIS, implementation, co-ordinating with various stakeholders under CAMPA. Maintain data of the project implementation in computerized MIS and help in generating data required by project authorities.	45,000
5	Internal Auditor	1	Prepare Balance Sheet and other Financial Statements of CAMPA in the prescribed format	As per actuals
6	Multi Tasking Personnel	2	Personnel for CAMPA office: to assist in miscellaneous works in CAMPA works.	35,000
7	Manager-Monitoring & Evaluation and Knowledge Management	1	Monitoring physical and financial process of CAMPA assisted projects/APOs, taking follow up actions. Providing support for monitoring and evaluation activities of all CAMPA works and coordination with field formations.	50,000
8	Computer/System Manager	1	For computer and system related works in CAMPA office	45,000



S. No.	Type of manpower	No.	Brief description of work	Consolidated emoluments per month per person (in Rs.)
1	2	3	4	5
9	Stenographer	1	Typing, Shorthand, office automation systems, Taking dictation in Hindi and English, preparation of official letters and reports etc. in CAMPA office	35,000
10	Computer Programmer	1	For office of Nodal Officer, FC Act: for data verification under various proposals of FC Act, its compilation, monitoring and help in generation of data/reports.	45,000
11	Decision Support System (DSS) Expert	1	For office of Nodal Officer, FC Act: to examine the FC Act proposals at HQ level for suitability and correctness, and exchange of information with User Agencies/Field offices whenever required.	25,000
12	Forestry Expert	1	For office of Nodal Officer, FC Act: to ensure compliance of conditions in various projects related to field of forestry, as imposed by Govt. of India under FC Act	35,000
13	Soil & Moisture Conservation Expert	1	For office of Nodal Officer, FC Act: to ensure compliance of conditions in various projects related to field of soil and moisture conservation, as imposed by Govt. of India under FC Act.	35,000

## NPV - Other Activities (wages of Data Entry Operator) during FY 2018-19

(Rs. in lakh)

Sl. No.	Name of F. Div.	Wages of DEO (@9111/- per month)		Total Amount
		No.	Amount	
1	2	1	@ Rs.1,09,332	15
1	Bokaro	6	6,560	6,560
2	Dhanbad	3	3,280	3,280
3	Giridih (E)	5	5,467	5,467
4	Giridih (W)	6	6,560	6,560
5	Ramgarh	5	5,467	5,467
6	Deoghar	3	3,280	3,280
7	Dumka	3	3,280	3,280
8	Godda	3	3,280	3,280
9	Jamtara	4	4,373	4,373
10	Pakur	3	3,280	3,280
11	Sahibganj	3	3,280	3,280
12	Chatra (N)	6	6,560	6,560
13	Chatra (S)	7	7,653	7,653
14	Hazaribag (E)	3	3,280	3,280
15	Hazaribag (W)	6	6,560	6,560
16	Koderma	5	5,467	5,467
17	Chaibasa	3	3,280	3,280
18	Jamshedpur	5	5,467	5,467
19	Kolhan	3	3,280	3,280
20	Parahat	5	5,467	5,467
21	Saraikeela	5	5,467	5,467
22	Saranda	4	4,373	4,373
23	Garhwa (N)	3	3,280	3,280
24	Garhwa (S)	4	4,373	4,373
25	Latehar	5	5,467	5,467
26	Medininagar	7	7,653	7,653
27	Gumla	4	4,373	4,373
28	Khunti	6	6,560	6,560
29	Lohardaga	3	3,280	3,280
30	Ranchi	6	6,560	6,560
31	Simdega	5	5,467	5,467
32	P. T. R. (North)	4	4,373	4,373
33	P. T. R. (South)	4	4,373	4,373
34	Ele. Proj. JSR	1	1,093	1,093
35	H'bag Wildlife	4	4,373	4,373
36	Ranchi Wildlife	4	4,373	4,373
37	Deoghar SF	4	4,373	4,373
38	Dumka SF	4	4,373	4,373
39	Garhwa SF	1	1,093	1,093
40	Hazaribag SF	2	2,187	2,187
41	Koderma SF	2	2,187	2,187
42	Latehar SF	3	3,280	3,280
43	Adityapur SF	4	4,373	4,373
44	Chaibasa SF	3	3,280	3,280

Sl. No.	Name of F. Div.	Wages of DEO [@9111/- per month]		Total Amount
		No.	Amount	
1	2	1	@ Rs 1,09,332	15
45	Ranchi SF	4	4,373	4,373
46	Simdega SF	4	4,373	4,373
47	State Silviculturist	---	---	0.000
48	W. P. Bokaro	2	2,187	2,187
49	W. P. Deoghar	2	2,187	2,187
50	W. P. Hbag	2	2,187	2,187
51	W. P. Jsr	2	2,187	2,187
52	W. P. Palamau	2	2,187	2,187
53	W. P. Ranchi	2	2,187	2,187
54	Pl., Res. & Eval.	6	8,747	8,747
55	Dumka W/P	1	1,093	1,093
56	S.F., PM&E	1	1,978	1,978
<b>Total</b>		<b>209</b>	<b>229,389</b>	<b>229,389</b>
A	Hon'ble High Court linear gabion plantation- Maintenance Yr. 4 - 1360 Plants.			4,658
B	Purchase of Office & Field equipments, reimbursement of travel expenses of temporary staff, etc.			20,000
<b>Grand Total</b>				<b>254,047</b>



Jharkhand CAMPA

ANNEXURE - XII

Cummulative Quarterly Utilization Report under CAMPA, Jharkhand (State) upto quarter ending March, 2018 (Financial Year 2017-18)

Sl. No.	Name of Scheme	Item of Work	Unit	Cummulative Progress upto Financial Year 2016-17 (F.Y. 2010-11 to 2016-17)						Quarterly Progress during Quarter ending June, 2017 (Financial Year 2017-18)					
				As per APCs approved by the State Steering Committee		Release from Ad-Hoc CAMPA		Cummulative Progress upto Financial Year 2016-17 (F.Y. 2010-11 to 2016-17)		As per APCs approved by the State Steering Committee		Release from Ad-Hoc CAMPA		Progress during quarter ending June, 2017 (F.Y. 2017-18)	
				Physical	Amount (Lakh Rs.)	Physical	Amount (Rs.)	Physical	Amount (Lakh Rs.)	Physical	Amount (Lakh Rs.)	Physical	Amount (Rs.)	Physical	Amount (Lakh Rs.)
				5	6	7	8	9	10	11	12	13	14	15	16
1.1	CA Works														
1.1.1	ANK/RDF/AR/SCA (PL)	Adv work	ha	31895.529	18550.812		0.10.12.20.300.00	23919.041	10984.416	5,762.585	5,108.401			-	-
		Completion	ha	19455.338	3795.709			19374.531	3419.023	4,607.137	991.826			4,501.600	-
		Maint. Yr 3	ha	16388.124	1262.283			16388.124	1114.790	3,028.595	347.472			2,985.907	-
		Maint. Yr 4	ha	15790.564	1039.002			14878.564	942.682	1,507.620	149.230			1,507.620	-
		Maint. Yr 5	ha	12014.464	747.845			12007.964	634.524	2,379.540	248.587			2,670.540	-
		Maint. Yr 6	ha	6688.405	142.737			9688.405	143.705	2,319.559	41.138			2,319.559	-
		Maint. Yr 7	ha	5963.315	84.863			5963.315	83.652	3,725.090	78.577			3,725.090	-
1.1.2	Block Plantation (NPL)	Adv work	ha	2423.808	1742.577			1484.930	737.118	415.800	445.807			415.800	-
		Completion	ha	1334.628	193.817			1334.708	343.807	130.222	40.127			130.222	-
		Maint. Yr 3	ha	1150.840	85.032			1150.840	77.362	183.870	21.096			183.868	-
		Maint. Yr 4	ha	140.830	13.000			1062.890	96.098	97.950	9.695			97.950	-
		Maint. Yr 5	ha	912.060	72.866			918.560	43.219	134.330	11.633			134.330	-
		Maint. Yr 6	ha	918.560	17.710			918.560	19.004	-	-			-	-
		Maint. Yr 7	ha	6.500	0.092			6.500	34.512	912.060	19.484			912.060	-
1.1.3	Linear Plantation	Adv work	km	849.057	8482.021			299.113	3783.178	42.287	331.850			-	-
		Adv work	gab	249220	2094.733			70308	514.292	1,500	12.818			-	-
		Adv. + Compl.	km	89.560	93.051			55.000	182.543	-	-			-	-
		Compl. Work	km	237.400	320.457			184.780	297.421	114.333	158.123			114.33	-
		Compl. Work	gab	88258	340.119			88254	315.212	2054	8.483			2054	-
		Maint. yr 3	km	55.000	32.492			55.000	32.900	184.780	100.018			184.78	-
		Maint. yr 3	gab	37000	105.858			37000	145.374	31,254	104.388			31254	-
		Maint. Yr 4	km	49.000	1.720			49.000	1.720	6,000	1,348			6,500	-
		Maint. Yr 4	gab	38000	115.755			38000	64.382	1,000	3,340			1000	-
		Maint. Yr 5	km	49.000	1.899			49.000	1.798	-	-			-	-
		Maint. Yr 5	gab	-	0.000			-	0.000	26000	63,000			36000	-
		Maint. Yr 6	km	49.000	1.952			49.000	3.480	-	-			-	-
		Maint. Yr 7	km	49.000	15.065			49.000	7.767	-	-			-	-
1.1.4	Soil Conservation (Contd. Compl.)		ha	1073.000	158.804			991.600	122.921	-	-			-	-
	Silvicultural operation (Contd. Compl.)		ha	400.000	9.746			-	-	-	-			-	-
	Prot. of Flora & Fauna (Contd. Compl.)		ha	4807.840	31.523			-	-	-	-			-	-

Sl. No.	Name of Scheme	Item of Work	Unit	Cumulative Progress upto Financial Year 2016-17 (F.Y. 2010-11 to 2016-17)						Quarterly Progress during Quarter ending June, 2017 (Financial Year 2017-18)					
				As per APCs approved by the State Steering Committee		Release from Ad-hoc CAMPA		Cumulative Progress upto Financial Year 2016-17 (F.Y. 2010-11 to 2016-17)		As per APCs approved by the State Steering Committee		Release from Ad-hoc CAMPA		Progress during quarter ending June, 2017 (F.Y. 2017-18)	
				Physical	Amount (Lakh Rs.)	Physical	Amount (Rs.)	Physical	Amount (Lakh Rs.)	Physical	Amount (Lakh Rs.)	Physical	Amount (Rs.)	Physical	Amount (Lakh Rs.)
1	2	3	4	5	6	7	8	9	10	11	12	13	14	15	16
	Wildlife Management (Cond. Compl.)			-	813.067			-	83.127	-	-			-	-
	Fire protection (Cond Compl.)				55.910				44.235						
	<b>Total (Block Pl.)</b>														
		Adv work	ha	34119.137	18293.309			25380.971	11721.534	6178.255	5,582.208			415.800	0.000
		Completion	ha	20789.966	3089.526			20709.239	3762.831	4737.359	1,031.753			4831.822	0.000
		Maint. yr 3	ha	17538.964	1349.315			17538.964	1192.122	3212.455	368.566			3180.775	0.000
		Maint. yr 4	ha	15931.304	1252.052			15931.304	1038.779	1600.570	168.935			1600.570	0.000
		Maint. yr 5	ha	12928.524	820.311			12928.524	677.743	3004.870	260.230			3004.870	0.000
		Maint. yr 6	ha	10800.965	162.447			10800.965	192.709	2319.569	41.136			2319.569	0.000
		Maint. yr 7	ha	5909.815	84.045			5909.815	148.364	4637.150	89.081			4637.150	0.000
	<b>Total (Linear Pl.)</b>														
		Adv work	km	648.057	9482.021			299.113	3783.178	42.267	331.850			0.000	0.000
		Adv work	gab	246220	2004.733			70308	514.292	1800	12.818			0	0.000
		Adv+ Compl.	km	68.590	63.561			55.000	182.543	0.000	-			0.000	0.000
		Compl. Work	km	237.400	320.467			184.780	257.421	114.333	168.123			114.333	0.000
		Compl. Work	gab	88258	340.119			68254	315.212	2054	8.493			2054	0.000
		Maint. yr 3	km	55.000	32.482			55.000	32.900	184.780	105.018			184.780	0.000
		Maint. yr 3	gab	37000	105.858			37000	149.374	31254	104.388			31254	0.000
		Maint. yr 4	km	49.000	1.720			49.000	1.720	6.000	1.348			6.000	0.000
		Maint. yr 4	gab	26000	116.768			26000	64.382	1000	2.340			1000	0.000
		Maint. yr 5	km	49.00	1.899			49.00	1.298	-	-			-	0.000
		Maint. yr 5	gab	0	0.000			-	-	35000	63.000			35000	0.000
		Maint. yr 6	km	49.00	1.952			49.00	3.460	-	-			-	-
		Maint. yr 7	km	49.00	15.055			49.00	7.767	-	-			-	-
	<b>Total (Condition compliance)</b>														
		Soil Conservation	ha	1,073.00	156.604			961.80	122.991	-	-			-	-
		Silviculture operation	ha	400.00	9.746			-	-	-	-			-	-
		Protection of Flora & Fauna	ha	4,907.84	31.523			-	-	-	-			-	-
		W.L. Management		-	813.067			-	83.127	-	-			-	-
		Fire Protection		-	55.910			-	44.235	-	-			-	-
	<b>Total (CA)</b>				30225.476				24287.481		6,205.259				0.000

Sl. No.	Name of Scheme	Item of Work	Unit	Cumulative Progress upto Financial Year 2016-17 (F.Y. 2010-11 to 2016-17)						Quarterly Progress during Quarter ending June, 2017 (Financial Year 2017-18)						
				As per APOs approved by the State Steering Committee		Release from Ad- hoc CAMPA		Cumulative Progress upto Financial Year 2016-17 (F.Y. 2010-11 to 2016-17)		As per APOs approved by the State Steering Committee		Release from Ad- hoc CAMPA		Progress during quarter ending June, 2017 (F.Y. 2017-18)		
				Physical	Amount (Lakh Rs.)	Physical	Amount (Rs.)	Physical	Amount (Lakh Rs.)	Physical	Amount (Lakh Rs.)	Physical	Amount (Rs.)	Physical	Amount (Lakh Rs.)	
1	2	3	4	5	6	7	8	9	10	11	12	13	14	15	16	
1.2	Non-CA (NIPV) Works															
1.2.1	ANR/POF/ENF	Adv work	ha	35000.000	6370.328			29092.000	3214.173	-	-			-	-	
		Completion	ha	29092.000	3271.576			29092.000	3147.518	-	-			3,491.50	-	
		Maint. Yr 3	ha	29092.000	804.034			29092.000	564.746	-	-			6,624.00	-	
		Maint. Yr 4	ha	29092.000	804.688			29092.000	576.217	-	-			6,321.00	-	
1.2.2	Block Plantation	Adv work	ha	45595.350	25966.952			33836.830	17364.827	6,304.000	5,186.775			-	-	
		Completion	ha	31241.850	7308.457			30745.330	7090.420	3,691.500	905.223			-	-	
		Maint. Yr 3	ha	23883.830	2322.586			25026.000	2224.949	6,624.000	823.103			-	-	
		Maint. Yr 4	ha	18225.830	1444.263			17718.830	1309.925	6,321.000	751.080			-	-	
1.2.3	Linear Galien Plantation	Advance work	gab	1360	15,000			1360	10,423	-	-			-	-	
		Adv + Compl.	gab	3200	35,000			3200	35,429	-	-			-	-	
		Completion	gab	1360	5,464			1360	10,379	-	-			-	-	
		Maint. Yr 3	gab	3200	10,380			3200	5,464	1,360	4,463			1,360	-	
		Maint. Yr 4	gab	-	0,000			-	0,000	3,200	10,502			3,200	-	
1.2.4	Natural Regeneration, Silviculture operation & SMC works	1st Yr work	ha	1550.000	929.100			850.000	420.425	3,100.000	1,795.525			-	-	
	Natural Regeneration, Silviculture operation & SMC works	2nd Yr work	ha	-	0.000			-	0.000	700.000	18.193			850.000	-	
	Total	Adv work	ha	80595.350	32337.288			61928.830	20579.001	6304.000	5,186.775			0.000	0.000	
		Compl. Work	ha	60333.850	10580.033			59837.330	10177.938	3651.500	905.223			3491.500	0.000	
		Maint. Yr 3	ha	52975.830	3126.620			54118.000	2779.695	6624.000	823.103			6624.000	0.000	
		Maint. Yr 4	ha	46017.830	2048.549			46810.830	1916.142	6921.000	751.080			6921.000	0.000	
		Adv work	gab	1360	15,000			1360	10,423	0	0.000			0	0.000	
		Adv + Compl work	gab	3200	35,000			3200	35,429	0	0.000			0	0.000	
		Compl work	gab	1360	5,464			1360	10,379	0	0.000			0	0.000	
		Maint. Yr 3	gab	3200	10,380			3200	5,464	1,360	4,463			1,360	0.000	
		Maint. Yr 4	gab	-	0,000			-	0,000	3,200.00	10,502			3,200.00	0.000	
		NR, Silv & SMC 1st Yr works	ha	1550.000	929.100			850.000	420.425	3100.000	1,795.525			0.000	0.000	
		NR, Silv & SMC 2nd Yr works	ha	-	0.000			-	0.000	700.000	18.193			850.000	0.000	
	Total (Other PL) :-				49087.834				35934.895		9,494.864				0.000	



Sl. No.	Name of Scheme	Item of Work	Unit	Cumulative Progress upto Financial Year 2016-17 (F.Y. 2010-11 to 2016-17)						Quarterly Progress during Quarter ending June, 2017 (Financial Year 2017-18)					
				As per APOs approved by the State Steering Committee		Release from Ad-hoc CAMPA		Cumulative Progress upto Financial Year 2016-17 (F.Y. 2010-11 to 2016-17)		As per APOs approved by the State Steering Committee		Release from Ad-hoc CAMPA		Progress during quarter ending June, 2017 (F.Y. 2017-18)	
				Physical	Amount (Lakh Rs.)	Physical	Amount (Rs.)	Physical	Amount (Lakh Rs.)	Physical	Amount (Lakh Rs.)	Physical	Amount (Rs.)	Physical	Amount (Lakh Rs.)
1	2	3	4	5	6	7	8	9	10	11	12	13	14	15	16
	<b>Wildlife Interventions</b>														
2.1	Water Holes			-	0.000			-	0.000	-	-			-	-
2.2	Salt Licks			-	0.000			-	0.000	-	-			-	-
2.3	Trancking/Fencing			-	0.000			-	0.000	-	-			-	-
2.4	Watch towers-cum-Patrolling Chowki			-	0.000			-	0.000	60.00	480.000			-	-
2.5	Const. of Check dam			-	0.000					117.00	537.000				
2.6	Const. of Causeway & Culvert			-	0.000					92.00	580.500				
2.7	Purchase of Camera Traps		nos.	120	24.000			100	15.000	-	-			-	-
2.8	Development of Wildlife Sanctuary	As per A.P.O.		-	2034.789			-	1257.204	-	259.635			-	-
2.9	May-Elephant Conflict-Anti Depredation Scheme	As per A.P.O.		-	8146.136			-	3563.117	-	1,000.000			-	-
2.10	Radio Collaring of wild elephants	As per A.P.O.		-	200.000			-	0.000	-	-			-	-
2.11	Supply of Improved Cook Stove & Sober Lantern to Forest Injaged villages	As per A.P.O.		-	0.000			-	0.000	3,640.00	218.400			-	-
2.12	Wildlife Management	As per A.P.O.		-	0.000			-	0.000	-	-			-	-
2.13	Liabilities of Palamu Tiger Reserve			-	42.170			-	42.142	-	-			-	-
	<b>Total (Wildlife) :-</b>				10447.095				4881.363		3,055.535				0.000
	<b>Working Plan related works (Other than State budget)</b>														
3.1	Digitisation of Forest Cadastrol sheets	Adjoining Villages	nos.	9486	335.535			8404.000	255.938	-	20.500			-	-
3.2	Development of IT Infrastructure	As per A.P.O.		-	823.192			-	245.906	-	8.700			-	-
3.3	Development of GIS Cell in WP Circles	As per A.P.O.		6	573.272			5.000	332.482	-	75.096			-	-
	<b>Total (Working Plan) :-</b>				1731.999				847.306		115.196				0.000
	<b>Research Activities</b>														
4.1	Raising of Quality Planting Materials				603.268			-	0.000	-	-			-	-
4.2	Research Activities - Study of Plant Diversity & Marketing Potential of Plant Products			-	0.000						14.250				
	<b>Total (Research Activities) :-</b>				603.268				0.000		14.250				0.000
	<b>Infrastructure</b>														
5.1	Bunding for frontline staff	Repair	nos.	1885	2010.310			1612	503.750	948	358.900			-	-
		New Const.	nos.	1258	4577.912			167	2186.551	244.00	3,604.000			-	-
5.2	Other Building (Pl specify - Hazat, Barrack, Check Naks)	Repair	nos.	-	0.000			-	0.000	81	32.480			-	-
		New Const.	nos.	-	0.000			-	0.000	79	738.500			-	-
5.3	Drinking Water facility for RL5		nos.	-	0.000			-	0.000	8	62.200				

Sl. No.	Name of Scheme	Item of Work	Unit	Cumulative Progress upto Financial Year 2016-17 (F.Y. 2010-11 to 2016-17)						Quarterly Progress during Quarter ending June, 2017 (Financial Year 2017-18)					
				As per APOs approved by the State Steering Committee		Release from Ad- hoc CAMPA		Cumulative Progress upto Financial Year 2016-17 (F.Y. 2010-11 to 2016-17)		As per APOs approved by the State Steering Committee		Release from Ad- hoc CAMPA		Progress during quarter ending June, 2017 (F.Y. 2017-18)	
				Physical	Amount (Lakh Rs.)	Physical	Amount (Rs.)	Physical	Amount (Lakh Rs.)	Physical	Amount (Lakh Rs.)	Physical	Amount (Rs.)	Physical	Amount (Lakh Rs.)
1	2	3	4	5	6	7	8	9	10	11	12	13	14	15	16
5.4	Const. of Boundary wall of State Training Institute		nos.	3	278.653			-	0.000	2	68.853			-	-
5.5	Const. of Compensatory Buildings in lieu of Damaged Forest Buildings		nos.	-	0.000			-	0.000		217.290				
5.6	Forest Boundary Pillar consolidation		nos.	131967	4401.027			71561	2624.535	62232	2,282.512			-	-
5.7	Purchase of GPS sets			277	55.000			184	38.950	-	-			-	-
5.8	Soil & Moisture Conservation		ha	6200.000	494.025			6250.000	425.948	-	-			-	-
5.9	Prevention of forest fire			-	0.000			-	0.000	-	-			-	-
5.10	Vehicles (F) specify			-	0.000			-	0.000	-	-			-	-
	1. 4 wheeler Cars			-	0.000			-	0.000	-	-			-	-
	2. 4 wheeler Utility vehicles		nos.	171	1164.000			131	637.112	81	548.000			-	-
	3. 2 wheelers			-	0.000			-	0.000	-	-			-	-
	4. P.O. & Other Expenses		nos.	358	580.800			244	314.888	130	156.000			-	-
5.11	3. Wages of Drivers		nos.	358	305.651			244	254.990	130	137.654			1.00	0.258
5.12	6. Others (F) specify			-	0.000			-	0.000	-	-			-	-
5.13	Water Harvesting Structure	New Const.	nos.	2901	15206.788			2050	10817.472	350	2,100.000			-	-
5.14	Maint. of Permanent Nursery	Yearly Maint.	ha	618.780	3629.103			591.280	3224.973	94.250	741.088			-	-
	Creation of Permanent Nursery	New Creation	ha	-	0.000			-	0.000	15.000	223.000			-	-
5.15	Dev. of Infrastructure in Permanent Nurseries			-	0.000			8	32.856	-	106.000			-	-
5.16	Raising of Tall plants - 1st Year		nos.	425000	84.318			770000	77.451	-	-			-	-
	Raising of Tall Plants - 2nd year			385000	14.434			385000	15.611	-	-			-	-
5.17	Dev. of Kita Lac farm	Renovation	nos.	1	75.983			1	35.614	-	-			-	-
5.18	Dev. of Bio-diversity Park	Dev. (Const. of Check dams)	nos.	75	83.913			55	34.847	-	-			-	-
5.19	MS-Markhand Forest Road Map	Creation		1	5.000			1	5.000	-	-			-	-
5.20	Maint. of Plan plantation	Maint.	ha	16672.266	838.201			14865.080	507.333	-	-			-	-
5.21	Forest Road Repair	Normal Repair	km	17543.990	1946.887			15852.510	1577.720	3,146.28	553.748			-	-
		Special Repair	km	31.000	564.478			17.500	367.203	-	-			-	-
5.22	Const. of Causeway & Culvert	New Const.	nos.	-	0.000			-	0.000	129	722.000			-	-
5.23	Security equipment			-	0.000			-	0.000	-	-			-	-
	1. Electronic Surveillance			-	0.000			-	0.000	-	-			-	-
	2. Fire arms			-	0.000			-	0.000	-	-			-	-
5.24	Communication equipment/ Maint. expenditure			-	0.000			-	0.000	-	-			-	-
5.25	Enrichment of plantations			-	0.000			-	0.000	-	-			-	-
5.26	Purchase of Tree Transplanter		nos.	2	800.000			-	0.000	-	400.000			-	-

Sl. No.	Name of Scheme	Item of Work	Unit	Cumulative Progress upto Financial Year 2016-17 (F.Y. 2010-11 to 2016-17)						Quarterly Progress during Quarter ending June, 2017 (Financial Year 2017-18)					
				As per APOs approved by the State Steering Committee		Release from Ad-hoc CAMPA		Cumulative Progress upto Financial Year 2016-17 (F.Y. 2010-11 to 2016-17)		As per APOs approved by the State Steering Committee		Release from Ad-hoc CAMPA		Progress during quarter ending June, 2017 (F.Y. 2017-18)	
				Physical	Amount (Lakh Rs.)	Physical	Amount (Rs.)	Physical	Amount (Lakh Rs.)	Physical	Amount (Lakh Rs.)	Physical	Amount (Rs.)	Physical	Amount (Lakh Rs.)
1	2	3	4	5	6	7	8	9	10	11	12	13	14	15	16
5.27	Plantation activities in Jharkhand New High Court campus		gst	1	500.000			-	0.000	-	-			-	-
5.28	Convergence with Green India Mission (Preparation of perspective plan)			-	2260.000			-	0.000	-	-			-	-
5.29	Convergence with IWMP - SMC works			-	0.000			-	0.000		900.000			-	-
5.30	Wages of Home Guards		nos	1812	2208.019			1849	1562.725	650	1,008.313			60	12.483
5.31	Wages of Data Entry Operators		nos	299	339.898			243	200.072	169	200.128			2	0.591
5.32	Office & Field Equipments and Travel expenses of Temporary staff etc.			-	20.000			-	0.000	-	20.000			-	-
5.33	Internal Monitoring & Evaluation			-	510.548			-	8.590	-	-			-	-
5.34	Monitoring & Evaluation			-	500.000			-	4.562	-	200.000			-	-
5.35	Dev. of ITC in Jharkhand Forest Deptt. (including Estt. of Wi-Fi)			-	195.932			-	0.000	-	100.000			-	-
5.36	Awareness Workshop			-	8.500			-	1.900	-	90.000			-	-
5.37	Promoting Youth & Students support in Forest conservation			-	167.900			-	89.130	-	-			-	-
5.38	Training, Consultancy & Capacity Building			-	248.060			-	24.785	-	100.000			-	-
5.39	Seminar Organisation			-	5.000			-	3.086	-	-			-	-
	<b>Total (Infra)</b>				44129.340				25764.549		13,735.246				13.329
	<b>Total (NPV)</b>				95552.441				62566.751		25,359.556				13.329
	<b>Grand Total (CA+NPV)</b>				134777.919				88334.232		33,654.815				13.329
	<b>Total (WLI)</b>				10447.095				4881.363		3,355.535				0.000
	<b>Grand Total</b>				145225.014				91715.596		37,010.350				13.329
6	Break up of funds														
6.1	CA :-				39215.478		9,18,12,39,300.00		24267.481		8,295.259		0.00		0.000
6.2	NPV :-				95552.441				62566.751		25,359.556				13.329
6.3	Wildlife :-				10447.095				4881.363		3,355.535				0.000
	<b>Grand Total :-</b>				145225.014				91715.596		37,010.350				13.329



**Cummulative Quarterly Utilization Report on**

Sl. No.	Name of Scheme	Item of Work	Unit	Quarterly Progress during Quarter ending September, 2017 (Financial Year 2017-18)						Quarterly Progress during Quarter ending December, 2017 (Financial Year 2017-18)					
				As per APOs approved by the State Steering Committee		Release from Ad-hoc CAMPA		Progress during quarter ending September, 2017		As per APOs approved by the State Steering Committee		Release from Ad-hoc CAMPA		Progress during quarter ending December, 2017	
				Physical	Amount (Lakh Rs.)	Physical	Amount (Rs.)	Physical	Amount (Lakh Rs.)	Physical	Amount (Lakh Rs.)	Physical	Amount (Rs.)	Physical	Amount (Lakh Rs.)
1	2	3	4	17	18	19	20	21	22	23	24	25	26	27	28
1.1	CA Works														
1.1.1	ANR/RDT/AR/SCA (PL)	Adv work	ha	5,762.555	5,106.401			0.000	0.000	5,762.555	5,106.401			878.990	283.395
		Completion	ha	4,807.137	991.626			4501.320	808.173	4607.137	991.626			3987.553	215.281
		Maint. Yr 3	ha	3,028.595	347.472			2392.117	122.719	3028.595	347.472			1756.458	101.632
		Maint. Yr 4	ha	1,507.620	149.239			1372.020	91.243	1507.620	149.239			1090.220	24.558
		Maint. Yr 5	ha	2,870.540	248.587			1734.136	80.132	2870.540	248.587			1670.485	63.816
		Maint. Yr 6	ha	2,316.659	41.136			2310.399	13.083	2319.559	41.136			1125.090	4.488
		Maint. Yr 7	ha	3,725.090	79.577			3110.260	24.183	3725.090	79.577			3043.260	10.069
1.1.2	Block Plantation (NPL)	Adv work	ha	415.800	445.807			0.000	0.000	415.800	445.807			22.230	8.357
		Completion	ha	130.222	40.127			130.222	16.337	130.222	40.127			225.609	5.827
		Maint. Yr 3	ha	193.870	21.096			247.793	34.349	183.870	21.096			427.180	14.283
		Maint. Yr 4	ha	97.950	9.696			102.990	9.203	97.950	9.696			31.600	1.493
		Maint. Yr 5	ha	134.330	11.633			45.900	3.475	134.330	11.633			134.510	10.704
		Maint. Yr 6	ha	-	-			-	-	-	-			-	-
		Maint. Yr 7	ha	912.060	19.484			-	-	912.060	19.484			181.570	3.685
1.1.3	Linear Plantation	Adv work	km	42.287	331.850			-	-	42.287	331.850			-	-
		Adv work	gab	1500	12.818			-	-	1500	12.818			-	-
		Adv. + Compl.	km	-	-			-	-	-	-			-	-
		Compl. Work	km	114.333	158.123			110.833	130.805	114.333	158.123			49.810	6.766
		Compl. Work	gab	2054	8.493			1590	2.027	2054	8.493			2054	2.898
		Maint. yr 3	km	184.780	100.018			163.470	42.867	184.780	100.018			184.780	33.189
		Maint. yr 3	gab	31,254	104.388			28754	26.018	31254	104.388			5100	2.531
		Maint. Yr 4	km	6.000	1.348			6.000	1.689	6.000	1.348			6.000	0.310
		Maint. Yr 4	gab	1,000	3.340			1000	0.855	1000	3.340			-	-
		Maint. Yr 5	km	-	-			-	-	-	-			-	-
		Maint. Yr 5	gab	36000	63.000			6000	4.374	36000	63.000			30000	39.000
		Maint. Yr 6	km	-	-			-	-	-	-			-	-
		Maint. Yr 7	km	-	-			-	-	-	-			-	-
1.1.4	Soil Conservation (Cond. Compl.)		ha	-	-			-	-	-	-			-	-
	Silvicultural operation (Cond. Compl.)		ha	-	-			-	-	-	-			-	-
	Prot. of Flora & Fauna (Cond. Compl.)		ha	-	-			-	-	-	-			-	-

Sl. No.	Name of Scheme	Item of Work	Unit	Quarterly Progress during Quarter ending September, 2017 (Financial Year 2017-18)						Quarterly Progress during Quarter ending December, 2017 (Financial Year 2017-18)					
				As per APCs approved by the State Steering Committee		Release from Ad-hoc CAMPA		Progress during quarter ending September, 2017		As per APCs approved by the State Steering Committee		Release from Ad-hoc CAMPA		Progress during quarter ending December, 2017	
				Physical	Amount (Lakh Rs.)	Physical	Amount (Rs.)	Physical	Amount (Lakh Rs.)	Physical	Amount (Lakh Rs.)	Physical	Amount (Rs.)	Physical	Amount (Lakh Rs.)
1	2	3	4	17	18	19	20	21	22	23	24	25	26	27	28
	Wildlife Management (Cond. Compl.)			-	-			-	-	-	-			-	-
	Fire protection (Cond. Compl.)			-	-			-	-	-	-			-	-
	<b>Total (Block PL)</b>														
		Adv work	ha	6178.355	5552.208			0.000	0.000	6178.355	5552.208			501.220	291.751
		Completion	ha	4737.359	1031.753			4831.542	824.510	4737.359	1031.753			4213.152	221.608
		Maint. yr 3	ha	3212.465	368.588			2639.910	157.008	3212.465	368.588			2193.618	116.913
		Maint. yr 4	ha	1605.570	158.935			1475.570	100.446	1605.570	158.935			1061.620	26.051
		Maint. yr 5	ha	3004.870	260.220			1788.035	83.607	3004.870	260.220			1804.995	74.520
		Maint. yr 6	ha	2319.559	41.136			2310.359	10.393	2319.559	41.136			1125.000	4.488
		Maint. yr 7	ha	4637.150	99.051			3110.260	24.192	4637.150	99.051			3224.030	13.754
	<b>Total (Linear PL)</b>														
		Adv work	km	42.287	331.850			0.000	0.000	42.287	331.850			-	-
		Adv work	gab	1500	12.818			-	-	1500	12.818			-	-
		Adv Compl.	km	-	-			-	-	-	-			-	-
		Compl. Work	km	114.333	158.123			110.833	130.800	114.333	158.123			49.810	6.769
		Compl. Work	gab	2054	8.493			1580	2.027	2054	8.493			2054	2.898
		Maint. yr 3	km	184.780	100.018			153.470	42.887	184.780	100.018			154.780	33.189
		Maint. yr 3	gab	31254	104.388			29754	26.015	31254	104.388			5100	2.581
		Maint. yr 4	km	6.000	1.348			6.000	1.689	6.000	1.348			6.000	0.310
		Maint. yr 4	gab	1000	3.340			1000	0.855	1000	3.340			-	-
		Maint. yr 5	km	-	-			-	-	-	-			-	-
		Maint. yr 5	gab	36000	63.000			6500	4.374	36000	63.000			30000	39.000
		Maint. yr 6	km	-	-			-	-	-	-			-	-
		Maint. yr 7	km	-	-			-	-	-	-			-	-
	<b>Total (Condition compliance)</b>														
		Soil Conservation	ha	-	-			-	-	-	-			-	-
		Silviculture operation	ha	-	-			-	-	-	-			-	-
		Protection of Flora & Fauna	ha	-	-			-	-	-	-			-	-
		W. L. Management		-	-			-	-	-	-			-	-
		Fire Protection		-	-			-	-	-	-			-	-
	<b>Total (CA)</b>				8295.259				1211.850		8295.259				802.343

Sl. No.	Name of Scheme	Item of Work	Unit	Quarterly Progress during Quarter ending September, 2017 (Financial Year 2017-18)						Quarterly Progress during Quarter ending December, 2017 (Financial Year 2017-18)					
				As per APOs approved by the State Steering Committee		Release from Ad-hoc CAMPA		Progress during quarter ending September, 2017		As per APOs approved by the State Steering Committee		Release from Ad-hoc CAMPA		Progress during quarter ending December, 2017	
				Physical	Amount (Lakh Rs.)	Physical	Amount (Rs.)	Physical	Amount (Lakh Rs.)	Physical	Amount (Lakh Rs.)	Physical	Amount (Rs.)	Physical	Amount (Lakh Rs.)
1	2	3	4	17	18	19	20	21	22	23	24	25	26	27	28
1.2	Non-CA (NPV) Works														
1.2.1	ANS/SDF/ENP	Adv work	ha	-	-			-	-	-	-			-	-
		Completion	ha	-	-			-	-	-	-			-	-
		Maint. Yr 3	ha	-	-			-	-	-	-			-	-
		Maint. Yr 4	ha	-	-			-	-	-	-			-	-
1.2.2	Block Plantation	Adv work	ha	6,304.000	5,186.775			0.000	0.000	6304.000	5186.775			-	-
		Completion	ha	3,691.500	905.223			3291.500	623.668	3691.500	905.223			3091.500	169.310
		Maint. Yr 3	ha	6,624.000	823.103			5956.000	544.515	6624.000	823.103			5319.000	134.272
		Maint. Yr 4	ha	6,621.000	751.080			5888.000	417.350	6621.000	751.080			6003.000	146.591
1.2.3	Linear Gabion Plantation	Advance work	gab	-	-			-	-	-	-			-	-
		Adv + Compl.	gab	-	-			-	-	-	-			-	-
		Completion	gab	-	-			-	-	-	-			-	-
		Maint. Yr 3	gab	1,360	4.463			1360.000	2.080	1360	4.463			-	-
		Maint. Yr 4	gab	3,200	10.502			3200.000	4.921	3200	10.502			-	-
1.2.4	Natural Regeneration, Silviculture operation & SMC works	1st Yr work	ha	3,100.00	1,795.525			-	-	3100.00	1795.525			400.00	124.932
	Natural Regeneration, Silviculture operation & SMC works	2nd Yr work	ha	700.00	18.193			550.000	7.420	700.000	18.193			400.000	6.020
	Total	Adv work	ha	6304.000	5186.775			0.000	0.000	6304.000	5186.775			0.000	0.000
		Compl. Work	ha	3691.500	905.223			3291.500	623.668	3691.500	905.223			3091.500	169.310
		Maint. Yr 3	ha	6624.000	823.103			5956.000	544.515	6624.000	823.103			5319.000	134.272
		Maint. Yr 4	ha	6621.000	751.080			5888.000	417.350	6621.000	751.080			6003.000	146.591
		Adv work	gab	0	0.000			0	0.000	0	0.000			-	-
		Adv + Compl work	gab	0	0.000			0	0.000	0	0.000			-	-
		Compl work	gab	0	0.000			0	0.000	0	0.000			-	-
		Maint. Yr 3	gab	1360	4.463			1360	2.080	1360	4.463			-	-
		Maint. Yr 4	gab	3,200.00	10.502			3,200.00	4.921	3200	10.502			-	-
		NR, Silvi & SMC 1st Yr works	ha	3100.000	1795.525			0.000	0.000	3100.000	1795.525			400.000	124.932
		NR, Silvi & SMC 2nd Yr works	ha	700.00	18.19			550.00	7.420	700.000	18.193			400.00	6.020
	Total (Other Pl.) >				9494.864				1599.954		9494.864				581.128



Sl. No.	Name of Scheme	Item of Work	Unit	Quarterly Progress during Quarter ending September, 2017 (Financial Year 2017-18)						Quarterly Progress during Quarter ending December, 2017 (Financial Year 2017-18)					
				As per APCs approved by the State Steering Committee		Release from Ad-hoc CAMPA		Progress during quarter ending September, 2017		As per APCs approved by the State Steering Committee		Release from Ad-hoc CAMPA		Progress during quarter ending December, 2017	
				Physical	Amount (Lakh Rs.)	Physical	Amount (Rs.)	Physical	Amount (Lakh Rs.)	Physical	Amount (Lakh Rs.)	Physical	Amount (Rs.)	Physical	Amount (Lakh Rs.)
1	2	3	4	17	18	19	20	21	22	23	24	25	26	27	28
2	Wildlife Interventions														
2.1	Water Holes			-	-			-	-	-	-			4	4,904
2.2	Salt licks			-	-			-	-	-	-			-	-
2.3	Trenching/Fencing			-	-			-	-	-	-			-	-
2.4	Watch towers-cum-Patrolling Chowki			80.00	480,000			-	-	80.00	480,000			80	106,416
2.5	Const. of Check dam			117.00	637,000				10,000	117.00	637,000				218,440
2.6	Const. of Causeway & Culvert			92.00	580,500				35,000	92.00	560,500				113,104
2.7	Purchase of Camera Traps		nos.	-	-			-	-	-	-			-	-
2.8	Development of Wildlife Sanctuary	As per A.P.O.		-	259,635			-	30,000	-	259,635			-	60,133
2.9	Man-Elephant Conflict-Anti Depredation Scheme	As per A.P.O.		-	1,000,000			0,000	18,000	-	1,000,000			-	23,600
2.10	Radio Collaring of wild elephants	As per A.P.O.		-	-			-	-	-	-			-	-
2.11	Supply of Improved Cook Stove & Solar Lantern to Forest fringed villages	As per A.P.O.		3,640.00	218,400			-	-	3640	218,400			-	-
2.12	Wildlife Management	As per A.P.O.		-	-			-	-	-	-			-	-
2.13	Liabilities of Palamu Tiger Reserve			-	-			-	-	-	-			-	-
	Total (Wildlife) >				3355.535				93,000		3355.535				209,508
3	Working Plan related works (Other than State budget)														
3.1	Digitisation of Forest Cadastral sheets	Adjoining Villages	nos.	-	30,500			-	-	-	30,500			-	-
3.2	Development of IT Infrastructure	As per A.P.O.		-	8,700			-	-	-	8,700			-	5,723
3.3	Development of GIS Cell in WP Circles	As per A.P.O.		-	75,996			6	7,605	6	75,996			6	14,646
	Total (Working Plan) >				115,196				7,605		115,196				20,371
4	Research Activities														
4.1	Raising of Quality Planting Materials			-	-			-	-	-	-			-	-
4.2	Research Activities - Study of Plant Diversity & Marketing Potential of Plant Products				14,250				-		14,250				-
	Total (Research Activities) >				14,250				0,000		14,250				0,000
5	Infrastructure														
5.1	Building for frontline staff	Repair	nos.	148	356,900			148,000	48,891	148,000	356,900			436	143,679
		New Const.	nos.	244	3,605,000			1	13,000	244	3,605,000			6	21,000
5.2	Other Building (P) specify - Hazat, Barrack, Check Naka	Repair	nos.	81	32,460			2	0,200	81,000	32,460			38	11,208
		New Const.	nos.	79	738,500			-	-	79	738,500			-	-
5.3	Drinking Water facility for FLS		nos.	8	62,200			-	-	8	62,200			-	-

Sl. No.	Name of Scheme	Item of Work	Unit	Quarterly Progress during Quarter ending September, 2017 (Financial Year 2017-18)						Quarterly Progress during Quarter ending December, 2017 (Financial Year 2017-18)					
				As per APOs approved by the State Steering Committee		Release from Ad-hoc CAMPA		Progress during quarter ending September, 2017		As per APOs approved by the State Steering Committee		Release from Ad-hoc CAMPA		Progress during quarter ending December, 2017	
				Physical	Amount (Lakh Rs.)	Physical	Amount (Rs.)	Physical	Amount (Lakh Rs.)	Physical	Amount (Lakh Rs.)	Physical	Amount (Rs.)	Physical	Amount (Lakh Rs.)
1	2	3	4	17	18	19	20	21	22	23	24	25	26	27	28
5.4	Const. of Boundary wall of State Training Institute		nos.	2	68.953			-	-	2	68.953			-	-
5.5	Const. of Compensatory Buildings in lieu of Damaged Forest Buildings		nos.		217.290			-	-		217.290			-	-
5.6	Forest Boundary Pillar consolidation		nos.	62232	2,292.012			-	-	62232	2292.012			-	-
5.7	Purchase of GPS sets			-	-			-	-	-	-			-	-
5.8	Soil & Moisture Conservation		ha	-	-			-	-	-	-			-	-
5.9	Prevention of Forest fire			-	-			-	-	-	-			-	-
5.10	Vehicles (P) specify			-	-			-	-	-	-			-	-
	1. 4 wheeler Cars			-	-			-	-	-	-			-	-
	2. 4 wheeler Utility vehicles		nos.	81	648			-	-	81	648.000			4	30,200
	3. 2 wheelers			-	-			-	-	-	-			-	-
	4. P.O. & Other Expenses		nos.	100	156.000			57	23.043	130.000	156.000			83	44.965
5.11	5. Wages of Drivers		nos.	130	137.654			99	44.941	130.000	137.654			105	37,156
5.12	6. Others (P) specify			-	-			-	-	-	-			-	-
5.13	Water Harvesting Structure	New Const.	nos.	300	2,100.000			-	-	350	2100.000			-	-
5.14	Maint. of Permanent Nursery	Yearly Maint.	ha	94,250	741.088			47,250	137.652	94,250	741.088			55,750	160,397
	Creation of Permanent Nursery	New Creation	ha	15,000	225,000			-	-	15,000	225,000			-	-
5.15	Dev. of Infrastructure in Permanent Nurseries			-	100,000			-	-	-	100,000			-	-
5.16	Raising of Tall plants - 1st Year		nos.	-	-			-	-	-	-			-	-
	Raising of Tall Plants - 2nd year			-	-			-	-	-	-			-	-
5.17	Dev. of Kita Lac farm	Renovation	nos.	-	-			-	-	-	-			-	-
5.18	Dev. of Bio-diversity Park	Dev. (Const. of Check dams)	nos.	-	-			-	-	-	-			-	-
5.19	M/S Jharkhand Forest Road Map	Creation		-	-			-	-	-	-			-	-
5.20	Maint. of Plan plantation	Maint.	ha	-	-			-	-	-	-			-	-
5.21	Forest Road Repair	Normal Repair	km	3,146.28	553.748			-	-	3146.280	553.748			1617.150	203.882
		Special Repair	km	-	-			-	-	-	-			-	-
5.22	Const. of Causeway & Culvert	New Const.	nos.	129	722.000			-	-	129	722.000			-	-
5.23	Security equipment			-	-			-	-	-	-			-	-
	1. Electronic Surveillance			-	-			-	-	-	-			-	-
	2. Fire arms			-	-			-	-	-	-			-	-
5.24	Communication equipment/ Maint. expenditure			-	-			-	-	-	-			-	-
5.25	Enrichment of plantations			-	-			-	-	-	-			-	-
5.25	Purchase of Tree Transplanter		nos.	-	400,000			-	-	1	400,000			-	-





**Cummulative Quarterly Utilization Report un**

Sl. No.	Name of Scheme	Item of Work	Unit	Quarterly Progress (during Quarter ending March, 2018 (Financial Year 2017-18))						Cummulative Progress during 2017-2018 (Financial Year 2017-18)					
				As per APOs approved by the State Steering Committee		Release from Ad-hoc CAMPA		Progress during quarter ending March, 2018 (F.Y. 2017-18)		As per APOs approved by the State Steering Committee		Release from Ad-hoc CAMPA		Cummulative Progress during 2017-18 (F.Y. 2017-2018)	
				Physical	Amount (Lakh Rs.)	Physical	Amount (Rs.)	Physical	Amount (Lakh Rs.)	Physical	Amount (Lakh Rs.)	Physical	Amount (Rs.)	Physical	Amount (Lakh Rs.)
1	2	3	4	23	24	25	26	27	28	29	30	31	32	33	34
1.1	CA Works														
1.1.1	ANR/ROF/AR/SCA (FL)	Adv work	ha	5762.555	5106.401		100,00,00,00,00	1699.859	736.910	5762.555	5106.401		100	1699.859	1020.305
		Completion	ha	4607.137	991.626			4501.320	83.932	4607.137	991.626			4501.320	907.386
		Maint. Yr 3	ha	3028.595	347.472			2988.407	41.635	3028.595	347.472			2988.407	265.986
		Maint. Yr 4	ha	1507.620	149.239			1507.620	18.380	1507.620	149.239			1507.620	134.183
		Maint. Yr 5	ha	2870.540	248.587			2870.540	43.102	2870.540	248.587			2870.540	187.050
		Maint. Yr 6	ha	2319.559	41.136			2319.559	13.696	2319.559	41.136			2319.559	31.578
		Maint. Yr 7	ha	3725.090	79.577			3725.090	21.742	3725.090	79.577			3725.090	56.004
1.1.2	Block Plantation (NFL)	Adv work	ha	415.800	445.807			147.710	224.185	415.800	445.807			147.710	232.542
		Completion	ha	130.222	40.127			80.232	3.231	130.222	40.127			80.232	25.395
		Maint. Yr 3	ha	183.870	21.096			183.868	28.408	183.870	21.096			183.868	77.041
		Maint. Yr 4	ha	97.950	9.696			97.950	5.028	97.950	9.696			97.950	15.724
		Maint. Yr 5	ha	134.330	11.633			134.330	25.833	134.330	11.633			134.330	40.012
		Maint. Yr 6	ha	-	-			0.000	0.839	-	-			0.000	0.839
		Maint. Yr 7	ha	912.060	19.484			912.060	12.049	912.060	19.484			912.060	15.734
1.1.3	Linear Plantation	Adv work	km	42.287	331.850			13.237	78.839	42.287	331.850			13.237	78.839
		Adv work	gab	1500	12.818			500.000	4.271	1500	12.818			500.000	4.271
		Adv. + Compl.	km	-	-			0.000	0.000	-	-			0.000	0.000
		Compl. Work	km	114.333	158.123			27.500	17.768	114.333	158.123			27.500	155.336
		Compl. Work	gab	2054	8.493			175.720	9.735	2054	8.493			175.720	14.660
		Maint yr 3	km	184.780	100.018			184.780	82.275	184.780	100.018			184.780	158.332
		Maint yr 3	gab	31254	104.388			31254	56.609	31254	104.388			31254	85.216
		Maint. Yr 4	km	6.000	1.348			6.000	0.310	6.000	1.348			6.000	2.309
		Maint. Yr 4	gab	1000	3.340			1000	2.472	1000	3.340			1000	3.327
		Maint. Yr 5	km	-	-			-	-	-	-			-	-
		Maint. Yr 5	gab	36000	63.000			36000	15.010	36000	63.000			36000	58.383
		Maint. Yr 6	km	-	-			-	-	-	-			-	-
		Maint. Yr 7	km	-	-			-	-	-	-			-	-
1.1.4	Soil Conservation (Cond. Compl.)		ha	-	-			-	-	-	-			-	-
	Silvicultural operation (Cond. Compl.)		ha	-	-			-	-	-	-			-	-
	Prot. of Flora & Fauna (Cond. Compl.)		ha	-	-			-	-	-	-			-	-

Sl. No.	Name of Scheme	Item of Work	Unit	Quarterly Progress during Quarter ending March, 2018 (Financial Year 2017-18)						Cumulative Progress during 2017-2018 (Financial Year 2017-18)					
				As per APOs approved by the State Steering Committee		Release from Ad-hoc CAMPA		Progress during quarter ending March, 2018 (F.Y. 2017-18)		As per APOs approved by the State Steering Committee		Release from Ad-hoc CAMPA		Cumulative Progress during 2017-18 (F.Y. 2017-2018)	
				Physical	Amount (Lakh Rs.)	Physical	Amount (Rs.)	Physical	Amount (Lakh Rs.)	Physical	Amount (Lakh Rs.)	Physical	Amount (Rs.)	Physical	Amount (Lakh Rs.)
1	2	3	4	23	24	25	26	27	28	29	30	31	32	33	34
	Wildlife Management (Cond. Compl.)			-	-			-	-	-	-			-	-
	Fire protection (Cond. Compl.)			-	-			-	-	-	-			-	-
	<b>Total (Block PL)</b>														
		Adv work	ha	6178.355	5552.208			1847.569	661.008	5178.355	5552.208			1847.569	1252.847
		Completion	ha	4737.359	1031.753			4581.552	87.162	4737.359	1031.753			4581.552	932.780
		Maint. yr 3	ha	3212.465	368.568			3172.275	70.043	3212.465	368.568			3172.275	343.028
		Maint. yr 4	ha	1605.570	156.935			1605.570	23.408	1605.570	156.935			1605.570	148.505
		Maint. yr 5	ha	3004.870	280.220			3004.870	68.955	3004.870	280.220			3004.870	227.662
		Maint. yr 6	ha	2219.559	41.136			2219.559	14.535	2219.559	41.136			2219.559	32.417
		Maint. yr 7	ha	4637.150	99.061			4637.150	33.791	4637.150	99.061			4637.150	71.738
	<b>Total (Linear PL)</b>														
		Adv work	km	42.287	331.850			13.237	78.839	42.287	331.850			13.237	78.839
		Adv work	geb	1500	12.818			500.000	4.271	1500	12.818			500.000	4.271
		Atkx Compl.	km	-	-			-	-	-	-			-	-
		Compl. Work	km	114.333	158.123			27.500	17.766	114.333	158.123			27.500	155.338
		Compl. Work	geb	2054	8.490			175729	9.738	2054	8.490			175729	14.660
		Maint. yr 3	km	184.780	100.018			184.780	82.275	184.780	100.018			184.780	158.332
		Maint. yr 3	geb	31254	104.388			31254	58.809	31254	104.388			31254	95.218
		Maint. yr 4	km	6.000	1.348			6.000	0.316	6.000	1.348			6.000	2.300
		Maint. yr 4	geb	1000	3.340			1,000	2.472	1600	3.340			1000	3.327
		Maint. yr 5	km	-	-			-	-	-	-			-	-
		Maint. yr 5	geb	36000	63.000			36000	15.010	36000	63.000			36000	58.363
		Maint. yr 6	km	-	-			-	-	-	-			-	-
		Maint. yr 7	km	-	-			-	-	-	-			-	-
	<b>Total (Condition compliance)</b>														
		Soil Conservation	ha	-	-			-	-	-	-			-	-
		Aquaculture operation	ha	-	-			-	-	-	-			-	-
		Protection of Flora & Fauna	ha	-	-			-	-	-	-			-	-
		W. L. Management		-	-			-	-	-	-			-	-
		Fire Protection		-	-			-	-	-	-			-	-
	<b>Total (CA)</b>				8295.259				1526.257		8255.269				3570.450

Sl. No.	Name of Scheme	Item of Work	Unit	Quarterly Progress during Quarter ending March, 2018 (Financial Year 2017-18)						Cumulative Progress during 2017-2018 (Financial Year 2017-18)					
				As per APOs approved by the State Steering Committee		Release from Ad-hoc CAMPA		Progress during quarter ending March, 2018 (F.Y. 2017-18)		As per APOs approved by the State Steering Committee		Release from Ad-hoc CAMPA		Cumulative Progress during 2017-18 (F.Y. 2017-2018)	
				Physical	Amount (Lakh Rs.)	Physical	Amount (Rs.)	Physical	Amount (Lakh Rs.)	Physical	Amount (Lakh Rs.)	Physical	Amount (Rs.)	Physical	Amount (Lakh Rs.)
1	2	3	4	23	24	25	26	27	28	29	30	31	32	33	34
1.2	Non-CA (NPV) Works														
1.2.1	AMB/RDF/DMF	Adv work	ha	-	-			-	-	-	-			-	0.000
		Completion	ha	-	-			-	-	-	-			-	0.000
		Maint. Yr 3	ha	-	-			-	-	-	-			-	0.000
		Maint. Yr 4	ha	-	-			-	-	-	-			-	0.000
1.2.2	Block Plantation	Adv work	ha	6304.000	5186.775			0.000	0.000	6304.000	5186.775			0.000	0.000
		Completion	ha	3691.500	905.223			3451.000	67.474	3691.500	905.223			3481.000	880.451
		Maint. Yr 3	ha	6624.000	823.103			6624.000	102.561	6624.000	823.103			6624.000	781.348
		Maint. Yr 4	ha	6921.000	751.080			6921.000	107.302	6921.000	751.080			6921.000	671.243
1.2.3	Linear Gablon Plantation	Advance work	gab	-	-			-	-	-	-			-	-
		Adv + Compl.	gab	-	-			-	-	-	-			-	-
		Completion	gab	-	-			-	-	-	-			-	-
		Maint. Yr 3	gab	1360	4.463			1360.000	2.461	1360	4.463			1360.000	4.541
		Maint. Yr 4	gab	3200	10.502			3200.000	5.763	3200	10.502			3200.000	10.684
1.2.4	Natural Regeneration, Silviculture operation & SMC works	1st Yr work	ha	3100.00	1795.525			2199.000	671.495	3100.00	1795.525			2199.000	796.427
	Natural Regeneration, Silviculture operation & SMC works	2nd Yr work	ha	700.000	18.193			850.000	8.463	700.000	18.193			850.000	21.904
	Total	Adv work	ha	6304.000	5186.775			0.000	0.000	6304.000	5186.775			0.000	0.000
		Compl. Work	ha	3691.500	905.223			3451.000	67.474	3691.500	905.223			3481.000	880.451
		Maint. Yr 3	ha	6624.000	823.103			6624.000	102.561	6624.000	823.103			6624.000	781.348
		Maint. Yr 4	ha	6921.000	751.080			6921.000	107.302	6921.000	751.080			6921.000	671.243
		Adv work	gab	0	0.000			-	-	-	-			-	-
		Adv + Compl work	gab	0	0.000			-	-	-	-			-	-
		Compl work	gab	0	0.000			-	-	-	-			-	-
		Maint. Yr 3	gab	1360	4.463			1,360	2.461	1360	4.463			1,360	4.541
		Maint. Yr 4	gab	3200	10.502			3,200	5.763	3200	10.502			3,200	10.684
		NR, Silvi & SMC 1st Yr works	ha	3100.000	1795.525			2199.000	671.495	3100.000	1795.525			2199.000	796.427
		NR, Silvi & SMC 2nd Yr works	ha	700.000	18.193			850.00	8.463	700.000	18.193			850.00	21.904
	Total (Other PL) :-				9494.864				965.519		9494.864				3148.589



Sl. No.	Name of Scheme	Item of Work	Unit	Quarterly Progress during Quarter ending March, 2018 (Financial Year 2017-18)						Cumulative Progress during 2017-2018 (Financial Year 2017-18)					
				As per APCs approved by the State Steering Committee		Release from Ad-hoc CAMPA		Progress during quarter ending March, 2018 (F.Y. 2017-18)		As per APCs approved by the State Steering Committee		Release from Ad-hoc CAMPA		Cumulative Progress during 2017-18 (F.Y. 2017-2018)	
				Physical	Amount (Lakh Rs.)	Physical	Amount (Rs.)	Physical	Amount (Lakh Rs.)	Physical	Amount (Lakh Rs.)	Physical	Amount (Rs.)	Physical	Amount (Lakh Rs.)
1	2	3	4	23	24	25	26	27	28	29	30	31	32	33	34
2	Wildlife Interventions														
2.1	Water holes			-	-			4.000	4.904	-	-			4.000	9.808
2.2	Salt licks			-	-			-	-	-	-			-	0.000
2.3	Trenching/Fencing			-	-			0.000	0.000	-	-			0.000	0.000
2.4	Watch towers-cum-Patrolling Chowki			80.00	480.000			80.000	325.584	80.00	480.000			80.000	432.000
2.5	Const. of Check dam			117.00	837.000			84.000	681.415	117.00	837.000			84.000	909.855
2.6	Const. of Causeway & Culverts			92.00	860.500			92.000	323.869	92.00	560.500			92.000	471.973
2.7	Purchase of Camera Traps		nos.	-	-			0.000	0.000	-	-			0.000	0.000
2.8	Development of Wildlife Sanctuary	As per A.P.O.		-	259.635			-	60.750	-	259.635			-	150.883
2.9	Man-Elephant Conflict-Anti Depredation Scheme	As per A.P.O.		-	1000.000			-	150.904	-	1000.000			-	192.504
2.10	Radio Collaring of wild elephants	As per A.P.O.		-	-			-	-	-	-			-	0.000
2.11	Supply of Improved Cook Stove & Solar Lantern to Forest fringed villages	As per A.P.O.		3640	218.400			-	-	3640	218.400			-	0.000
2.12	Wildlife Management	As per A.P.O.		-	-			-	-	-	-			-	0.000
2.13	Liabilities of Palamau Tiger Reserve			-	-			-	-	-	-			-	0.000
	Total (Wildlife) >				3355.535				1547.426		3355.535				2167.023
3	Working Plan related works (Other than State budget)														
3.1	Digitisation of Forest Cadastral sheets	Adjoining Villages	nos.	-	30.500			0.000	0.000	-	30.500			0.000	0.000
3.2	Development of IT Infrastructure	As per A.P.O.		-	8.700			6.000	16.315	-	8.700			6.000	21.840
3.3	Development of GIS Cell in WP Circles	As per A.P.O.		6	75.996			6.000	11.342	6	75.996			6.000	33.593
	Total (Working Plan) >				115.196				27.457		115.196				55.433
4	Research Activities														
4.1	Raising of Quality Planting Materials			-	-			-	-	-	-			-	0.000
4.2	Research Activities - Study of Plant Diversity & Marketing Potential of Plant Products			-	14.250			-	-	-	14.250			-	0.000
	Total (Research Activities) >				14.250				0.000		14.250				0.000
5	Infrastructure														
5.1	Building for frontline staff	Repair	nos.	948.000	356.900			687.000	130.983	948	356.900			687.000	324.554
		New Const.	nos.	244	3605.000			68.000	1171.367	244	3605.000			68.000	1205.367
5.2	Other Building (P) specify - Hazat, Barrack, Check Naka	Repair	nos.	81.000	32.460			37.000	13.350	81	32.460			37.000	24.838
		New Const.	nos.	79	738.500			0.000	0.000	79	738.500			0.000	0.000
5.3	Drinking Water facility for FLS		nos.	8	62.200					8	62.200				0.000

Sl. No.	Name of Scheme	Item of Work	Unit	Quarterly Progress during Quarter ending March, 2018 (Financial Year 2017-18)						Cumulative Progress during 2017-2018 (Financial Year 2017-18)					
				As per APCs approved by the State Steering Committee		Release from Ad-hoc CAMPA		Progress during quarter ending March, 2018 (F.Y. 2017-18)		As per APCs approved by the State Steering Committee		Release from Ad-hoc CAMPA		Cumulative Progress during 2017-18 (F.Y. 2017-2018)	
				Physical	Amount (Lakh Rs.)	Physical	Amount (Rs.)	Physical	Amount (Lakh Rs.)	Physical	Amount (Lakh Rs.)	Physical	Amount (Rs.)	Physical	Amount (Lakh Rs.)
1	2	3	4	23	24	25	26	27	28	29	30	31	32	33	34
5.4	Const. of Boundary wall of State Training Institute		nos.	2	68.953			0.000	0.000	2	68.953			0.000	0.000
5.5	Const. of Compensatory Buildings in lieu of Damaged Forest Buildings		nos.	-	217.290					-	217.290				0.000
5.6	Forest Boundary Pillar consolidation		nos.	62232	2292.012			29626	893.604	62232	2292.012			29626	893.604
5.7	Purchase of GPS sets			-	-			0.000	0.000	-	-			0.000	0.000
5.8	Soil & Moisture Conservation		ha	-	-					-	-				0.000
5.9	Prevention of Forest fire			-	-					-	-				0.000
5.10	Vehicles (F) specify			-	-					-	-				0.000
	1. 4 wheeler Cars			-	-					-	-				0.000
	2. 4 wheeler Utility vehicles		nos.	81	648.000			5.000	8.000	81	648.000			5.000	38.200
	3. 2 wheelers			-	-					-	-				0.000
	4. PDL & Other Expenses		nos.	130.000	156.000			129.000	80.568	130	156.000			129.000	148.575
5.11	5. Wages of Drivers		nos.	130.000	137.654			129.000	47.868	130	137.654			129.000	130.220
5.12	6. Others (F) specify			-	-					-	-				0.000
5.13	Water Harvesting Structure	New Const.	nos.	350	2100.000			0.000	0.000	350	2100.000			0.000	0.000
5.14	Maint. of Permanent Nursery	Yearly Maint.	ha	94.250	741.088			86.250	334.188	94.250	741.088			86.250	637.237
	Creation of Permanent Nursery	New Creation	ha	15.000	225.000					15.000	225.000				0.000
5.15	Dev. of Infrastructure in Permanent Nurseries			-	100.000			0.000	0.000	-	100.000			0.000	0.000
5.16	Raising of Tall plants - 1st Year		nos.	-	-			0.000	0.000	-	-			0.000	0.000
	Raising of Tall Plants - 2nd year			-	-			0.000	0.000	-	-			0.000	0.000
5.17	Dev. of Kita Lac farm	Renovation	nos.	-	-					-	-				0.000
5.18	Dev. of Bio-diversity Park	Dev (Const. of Check dams)	nos.	-	-					-	-				0.000
5.19	MIS-Jharkhand Forest Road Map	Creation		-	-					-	-				0.000
5.20	Maint. of Plan plantation	Maint.	ha	-	-					-	-				0.000
5.21	Forest Road Repair	Normal Repair	km	3146.280	553.748			3146.280	195.017	3146.280	553.748			3146.280	398.899
		Special Repair	km	-	-			0.000	0.000	-	-			0.000	0.000
5.22	Const. of Causeway & Culvert	New Const.	nos.	129	722.000			0.000	0.000	129	722.000			0.000	0.000
5.23	Security equipment			-	-					-	-				0.000
	1. Electronic Surveillance			-	-					-	-				0.000
	2. Fire arms			-	-					-	-				0.000
5.24	Communication equipment/ Maint. expenditure			-	-					-	-				0.000
5.25	Enrichment of plantations			-	-					-	-				0.000
5.26	Purchase of Tree Transplanter		nos.	1	400.000					1	400.000				0.000

Sl. No.	Name of Scheme	Item of Work	Unit	Quarterly Progress during Quarter ending March, 2018 (Financial Year 2017-18)						Cumulative Progress during 2017-2018 (Financial Year 2017-18)						
				As per APOs approved by the State Steering Committee		Release from Ad-hoc CAMPA		Progress during quarter ending March, 2018 (F.Y. 2017-18)		As per APOs approved by the State Steering Committee		Release from Ad-hoc CAMPA		Cumulative Progress during 2017-18 (F.Y. 2017-2018)		
				Physical	Amount (Lakh Rs.)	Physical	Amount (Rs.)	Physical	Amount (Lakh Rs.)	Physical	Amount (Lakh Rs.)	Physical	Amount (Rs.)	Physical	Amount (Lakh Rs.)	
1	2	3	4	23	24	25	26	27	28	29	30	31	32	33	34	
5.27	Plantation activities in Jharkhand New High Court campus		gh	-	-					-	-					0.000
5.28	Convergence with Green India Mission [Preparation of perspective plan]			-	-					-	-					0.000
5.29	Convergence with IWMP - SMC works			-	900.000					-	900.000					0.000
5.30	Wages of Home Guards		nos	650.000	1008.313			630.000	380.155	650.000	1008.313			630.000	816.069	
5.31	Wages of Data Entry Operators		nos	189.000	200.128			189.000	71.124	189.000	200.128			189.000	184.682	
5.32	Office & Field Equipments and Travel expenses of Temporary staff etc.			-	20.000					-	20.000				0.000	
5.33	Internal Monitoring & Evaluation			-	-			0.000	0.000	-	-			0.000	0.000	
5.34	Monitoring & Evaluation			-	200.000			0.000	3.626	-	200.000			0.000	3.626	
5.35	Dev. of ITC in Jharkhand Forest Deptt. (Including Estt. of Wi-Fi)			-	100.000			0.000	11.344	-	100.000			0.000	11.344	
5.36	Awareness Workshop			-	50.000			0.000	0.000	-	50.000			0.000	0.000	
5.37	Promoting Youth & Students support in Forest conservation			-	-			0.000	0.000	-	-			0.000	0.000	
5.38	Training, Consultancy & Capacity Building			-	100.000			0.000	0.000	-	100.000			0.000	0.000	
5.39	Seminar Organization			-	-			0.000	0.000	-	-			0.000	0.000	
	Total (Infra)				15735.248				3541.194		15735.248				4612.215	
	Total (NPV)				26359.856				4334.169		26359.856				8014.246	
	Grand Total (CA+NPV)				33654.815				5860.428		33654.815				11584.896	
	Total (WLI)				3355.535				1547.428		3355.535				2167.023	
	Grand Total				37010.350				7407.852		37010.350				13751.719	
6	Break up of funds															
6.1	CA :-				8295.299		1,00,00,00,000.00		1528.257		8295.258		2,31,00,00,000.00		3670.450	
6.2	NPV :-				26359.856				4334.169		26359.856				8014.246	
6.3	Wildlife :-				3355.535				1547.428		3355.535				2167.023	
	Grand Total :-				37010.350				7407.852		37010.350				13751.719	



Cummulative Quarterly Utilization Report un

Sl. No.	Name of Scheme	Item of Work	Unit	Cummulative Progress Upto Financial Year 2017-18 (F.Y. 2010-11 to 2017-18)					
				As per ARCs approved by the State Steering Committee		Release from Ad-hoc CAMRA		Cummulative Progress Upto FY 2017-18 (F.Y. 2010-11 to 2017-18)	
				Physical	Amount (Lakh Rs.)	Physical	Amount (Rs.)	Physical	Amount (Lakh Rs.)
1	2	3	4	35	36	37	38	39	40
1.1	CA Works								
1.1.1	ANR/RDF/AR/SCA (PL)	Adv work	ha	37458.084	21657.213		10,53,12,39,300.00	25615.900	12004.721
		Completion	ha	24062.475	4787.335			23875.851	4326.409
		Maint. Yr 3	ha	19414.719	1609.755			19374.531	1380.745
		Maint. Yr 4	ha	17298.184	1188.241			16386.124	1076.863
		Maint. Yr 5	ha	14885.004	996.232			14878.504	821.574
		Maint. Yr 6	ha	12007.964	183.873			12007.964	175.283
		Maint. Yr 7	ha	9588.405	164.430			9588.405	139.856
1.1.2	Block Plantation (NFL)	Adv work	ha	2839.408	2188.384			1612.640	969.660
		Completion	ha	1464.850	233.944			1414.540	369.202
		Maint. Yr 3	ha	1334.710	107.128			1334.708	154.403
		Maint. Yr 4	ha	236.780	22.746			1150.840	111.831
		Maint. Yr 5	ha	1046.390	84.299			1052.890	83.231
		Maint. Yr 6	ha	918.560	17.710			918.560	19.843
		Maint. Yr 7	ha	918.560	19.576			918.560	80.246
1.1.3	Linear Plantation	Adv work	km	691.344	9813.871		312.350	3867.017	
		Adv. + Compl.	gab	250720	2107.551		70808	518.563	
		Compl. Work	km	69.560	93.561		55.000	182.543	
		Compl. Work	km	351.733	478.580		212.280	412.757	
		Compl. Work	gab	70312	348.612		243974	329.872	
		Maint yr 3	km	239.780	132.510		239.780	191.232	
		Maint yr 3	gab	68254	210.246		68254	233.590	
		Maint. Yr 4	km	55.000	3.068		55.000	4.029	
		Maint. Yr 4	gab	37000	120.106		37000	67.709	
		Maint. Yr 5	km	49.000	1.899		49.000	1.798	
		Maint. Yr 5	gab	36000	63.000		36000	58.383	
		Maint. Yr 6	km	49.000	1.952		49.000	3.460	
		Maint. Yr 7	km	49.000	15.065		49.000	7.767	
1.1.4	Soil Conservation (Cond. Compl.)		ha	1073.000	158.604		991.600	122.991	
	Silvicultural operation (Cond. Compl.)		ha	400.000	9.746		0.000	0.000	
	Prot. of Flora & Fauna (Cond. Compl.)		ha	4607.840	31.523		0.000	0.000	



Sl. No.	Name of Scheme	Item of Work	Unit	Cumulative Progress upto Financial Year 2017-18 (F.Y. 2010-11 to 2017-18)					
				As per APOs approved by the State Steering Committee		Release from Ad-hoc CAMPA		Cumulative Progress upto FY 2017-18 (F.Y. 2010-11 to 2017-18)	
				Physical	Amount (Lakh Rs.)	Physical	Amount (Rs.)	Physical	Amount (Lakh Rs.)
1	2	3	4	35	36	37	38	39	40
1.2	Non-CA (NPV) Works								
1.2.1	ANR/RDF/INF	Adv work	ha	35000.000	6370.326			29092.000	3214.173
		Completion	ha	29092.000	3271.576			29092.000	3147.518
		Maint. Yr 3	ha	29092.000	804.034			29092.000	554.746
		Maint. Yr 4	ha	29092.000	604.686			29092.000	576.217
1.2.2	Block Plantation	Adv work	ha	51899.350	31153.737			33836.830	17364.827
		Completion	ha	34933.350	8213.680			34236.330	7890.871
		Maint. Yr 3	ha	30507.830	3145.689			31650.000	3006.297
		Maint. Yr 4	ha	23846.830	2195.343			24639.830	2011.168
1.2.3	Linear Gabion Plantation	Advance work	gab	1360.000	15.000			1360.000	10.423
		Adv.+ Compl.	gab	3200.000	35.000			3200.000	35.429
		Completion	gab	1360.000	5.464			1360.000	10.379
		Maint. Yr 3	gab	4560.000	14.843			4560.000	10.004
		Maint. Yr 4	gab	3200.000	10.502			3200.000	10.684
1.2.4	Natural Regeneration, Silviculture operation & SMC works	1st Yr work	ha	4650.000	2724.625			3049.000	1216.852
	Natural Regeneration, Silviculture operation & SMC works	2nd Yr work	ha	700.000	18.193			850.000	21.904
	Total	Adv work	ha	66889.350	37524.063			62928.830	20570.001
		Compl. Work	ha	64025.350	11485.256			63328.330	11028.289
		Maint. Yr 3	ha	59599.830	3949.723			60742.000	3581.043
		Maint. Yr 4	ha	52938.830	2900.029			53731.830	2987.385
		Adv work	gab	1360	15.000			1360	10.423
		Adv + Compl work	gab	3200	35.000			3200	35.429
		Compl work	gab	1360	5.464			1360	10.379
		Maint. Yr 3	gab	4560	14.843			4560	10.004
		Maint. Yr 4	gab	3200	10.502			3200.00	10.684
		NR, Silvi & SMC 1st Yr works	ha	4650.000	2724.625			3049.000	1216.852
		NR, Silvi & SMC 2nd Yr works	ha	700.000	18.193			850.00	21.904
	Total (Other PL) :-				58562.808				30081.494



Sl. No.	Name of Scheme	Item of Work	Unit	Cumulative Progress upto Financial Year 2017-18 (F.Y. 2010-11 to 2017-18)					
				As per A.P.Os approved by the State Steering Committee		Release from Ad-hoc CAMPA		Cumulative Progress upto FY 2017-18 (F.Y. 2010-11 to 2017-18)	
				Physical	Amount (Lakh Rs.)	Physical	Amount (Rs.)	Physical	Amount (Lakh Rs.)
1	2	3	4	35	36	37	38	39	40
2	<b>Wildlife interventions</b>								
2.1	Water Holes			0.000	0.000			4.000	9.808
2.2	Salt licks			0.000	0.000			0.000	0.000
2.3	Trenching/Fencing			0.000	0.000			0.000	0.000
2.4	Watch towers-cum-Patrolling Chowki			80.000	480.000			80.000	432.000
2.5	Const. of Check dam			117.000	837.000			84.000	909.855
2.6	Const. of Causeway & Culvert			92.000	560.500			92.000	471.973
2.7	Purchase of Camera Traps		nos.	120.000	24.000			100.000	18.900
2.8	Development of Wildlife Sanctuary	As per A.P.O.		0.000	2294.424			0.000	1408.087
2.9	Man-Elphant Conflict-Anti Depredation Scheme	As per A.P.O.		0.000	9146.136			0.000	3755.622
2.10	Radio Collaring of wild elephants	As per A.P.O.		0.000	200.000			0.000	0.000
2.11	Supply of Improved Cook Stove & Solar Lantern to Forest fringed villages	As per A.P.O.		3640.000	218.400			0.000	0.000
2.12	Wildlife Management	As per A.P.O.		0.000	0.000			0.000	0.000
2.13	Liabilities of Palamou Tiger Reserve			0.000	42.170			0.000	42.142
	<b>Total (Wildlife) :-</b>				13802.800				7048.387
3	<b>Working Plan related works (Other than State budget)</b>								
3.1	Digitisation of Forest Cadastral sheets	Adjoining Villages	nos.	9496.000	366.035			8404.000	265.938
3.2	Development of IT Infrastructure	As per A.P.O.		0.000	831.892			6.000	270.746
3.3	Development of GIS Cell in WP Circles	As per A.P.O.		12.000	649.268			12.000	366.055
	<b>Total (Working Plan) :-</b>				1647.196				902.739
4	<b>Research Activities</b>								
4.1	Raising of Quality Planting Materials			0.000	603.268			0.000	0.000
4.2	Research Activities - Study of Plant Diversity & Marketing Potential of Plant Products			0.000	14.250			0.000	0.000
	<b>Total (Research Activities) :-</b>				617.518				0.000
5	<b>Infrastructure</b>								
5.1	Building for frontline staff	Repair	nos.	2813.000	2367.210			2299.000	828.304
		New Const.	nos.	1500.000	7982.912			265.000	3394.018
5.2	Other Building (If specify - Heavt, Barrack, Check Naka	Repair	nos.	81.000	32.460			37.000	24.838
		New Const.	nos.	79.000	738.500			0.000	0.000
5.3	Drinking Water facility for FLS		nos.	8.000	62.200			0.000	0.000

Sl. No.	Name of Scheme	Item of Work	Unit	Cumulative Progress upto Financial Year 2017-18 (F.Y. 2010-11 to 2017-18)					
				As per APOs approved by the State Steering Committee		Release from Ad-hoc CAMPA		Cumulative Progress upto FY 2017-18 (F.Y. 2010-11 to 2017-18)	
				Physical	Amount (Lakh Rs.)	Physical	Amount (Rs.)	Physical	Amount (Lakh Rs.)
1	2	3	4	35	36	37	38	39	40
5.4	Const. of boundary wall of State Training Institute		nos.	5.000	345.606			0.000	0.000
5.5	Const. of Compensatory Buildings in lieu of Damaged Forest Buildings		nos.	0.000	217.290			0.000	0.000
5.6	Forest boundary filler consolidation		nos.	194199	6693.039			101187	3518.139
5.7	Purchase of GPS sets			277.000	55.000			184.000	34.960
5.8	Soil & Moisture Conservation		ha	6200.000	494.025			6250.000	425.948
5.9	Prevention of Forest fire			0.000	0.000			0.000	0.000
5.10	Vehicles (Pl specify)			0.000	0.000			0.000	0.000
	1. 4 wheeler Cars			0.000	0.000			0.000	0.000
	2. 4 wheeler utility vehicles		nos	252.000	1812.000			136.000	875.312
	3. 2 wheelers			0.000	0.000			0.000	0.000
	4. PGL & Other Expenses		nos	488.000	736.800			373.000	463.460
5.11	5. Wages of Drivers		nos	488.000	443.305			373.000	385.219
5.12	6. Others (Pl specify)			0.000	0.000			0.000	0.000
5.13	Water Harvesting Structure	New Const.	nos	3251.000	17306.788			2050.000	10817.472
5.14	Maint. of Permanent Nursery	Yearly Maint.	ha	713.030	4370.191			677.530	3857.208
	Creation of Permanent Nursery	New Creation	ha	15.000	225.000			0.000	0.000
5.15	Dev. of Infrastructure in Permanent Nurseries			0.000	100.000			8.000	32.656
5.16	Raising of Tall plants - 1st Year		nos	425000.000	84.318			770000.000	77.451
	Raising of Tall Plants - 2nd year			385000.000	14.434			385000.000	15.611
5.17	Dev. of Kiba lac farm	Renovation	nos	1.000	75.983			1.000	35.614
5.18	Dev. of Bio-diversity Park	Dev. (Const. of Check dams)	nos	75.000	83.913			55.000	34.847
5.19	Mil-Jharkhand Forest Road Map	Creation		1.000	5.000			1.000	5.000
5.20	Maint. of Plan plantation	Maint.	ha	16672.296	838.201			14685.960	507.333
5.21	Forest Road Repair	Normal Repair	km	20690.270	2500.735			18998.790	1976.620
		Special Repair	km	31.000	564.478			17.500	367.203
5.22	Const. of Causeway & Culvert	New Const.	nos.	129.000	722.000			0.000	0.000
5.23	Security equipment			0.000	0.000			0.000	0.000
	1. Electronic Surveillance			0.000	0.000			0.000	0.000
	2. Fire arms			0.000	0.000			0.000	0.000
5.24	Communication equipment/ Maint. expenditure			0.000	0.000			0.000	0.000
5.25	Enrichment of plantations			0.000	0.000			0.000	0.000
5.26	Purchase of Tree Transplanter		nos.	3.000	1200.000			0.000	0.000

Sl. No.	Name of Scheme	Item of Work	Unit	Cumulative Progress upto Financial Year 2017-18 (F.Y. 2010-11 to 2017-18)							
				As per APOs approved by the State Steering Committee		Release from Ad- hoc CAMPA		Cumulative Progress upto FY 2017-18 (F.Y. 2010-11 to 2017-18)			
				Physical	Amount (Lakh Rs.)	Physical	Amount (Rs.)	Physical	Amount (Lakh Rs.)		
1	2	3	4	35	36	37	38	39	40		
5.27	Plantation activities in Jharkhand High Court campus		sqm	1.000	500.000					0.000	0.000
5.28	Convergence with Green India Mission (Preparation of perspective plan)			0.000	2260.000					0.000	0.000
5.29	Convergence with IWMP - SMC works			0.000	900.000					0.000	0.000
5.30	Wages of Home Guards		nos	2462.000	3406.332					2279.000	2378.794
5.31	Wages of Data Entry Operators		nos	488.000	539.826					437.000	393.754
5.32	Office & Field Equipments and Travel expenses of Temporary staff etc.			0.000	40.000					0.000	0.000
5.33	Internal Monitoring & Evaluation			0.000	510.648					0.000	8.590
5.34	Monitoring & Evaluation			0.000	760.000					0.000	8.188
5.35	Dev. of IC in Jharkhand Forest Depts. (including Estt. of Wi-Fi)			0.000	298.932					0.000	11.344
5.36	Awareness Workshop			0.000	58.500					0.000	1.900
5.37	Promoting Youth & Students support in Forest conservation			0.000	167.900					0.000	89.130
5.38	Training, Consultancy & Capacity Building			0.000	348.060					0.000	24.765
5.39	Seminar Organisation			0.000	5.000					0.000	3.086
	Total (Infra)				5984.686						3006.764
	Total (NPV)				120911.897						70580.997
	Grand Total (CA+NPV)				188432.734						98418.925
	Total (WLI)				13802.630						7048.387
	Grand Total				182235.364						105467.315
6	Break up of funds										
6.1	CA :-				47920.737						27837.931
6.2	NPV :-				120911.897						70580.997
6.3	Wildlife :-				13802.630						7048.387
	Grand Total :-				182235.364		11,53,12,39,100.00				105467.315



## Annual Budget proposal of State CAMPA for Financial Year 2018-19

Sl. No.	Description	Current Financial Year	Last Financial Year (2017-18)
1.	a. Opening Balance of funds received from National Authority as on 1st April	16210.344	5976.176
	b. Opening Balance of loans/grants etc. received as on 1st April		---
2.	Estimated Annual receipt of State Authority (including balance share of previous ye	27827.100	23400.000
	a. Receipt of Fund by State Authorities from User agencies	---	---
	b. Receipt of accrual of interest on State Fund	0.000	585.887
	c. Receipt of Grants/loans/others	---	---
	d. Any Other Income	---	---
3.	Total estimated funds available with State Authority (as on 1st April {1+2})	44037.444	29962.063
4. (i)	Annual Expenditure of State Authority out of SCAF		
	Net Present Value	29943.498	9024.351
	Recurring Management Expenditure	2319.445	1926.754
	i. Personnel services and benefits		---
	ii. Administrative Expenses Authority		---
	iii. Other Administrative Expenses	1624.031	1282.505
	iv. Any other expenditure	695.414	632.237
	Non recurring Management Expenditure like Creation of Capital Assets	12341.969	3950.999
	Afforestation and other permissible activities	5961.418	3146.599
	Expenditure on Ongoing works	2071.171	2350.172
	Expenditure on New works	3890.247	796.427
	Monitoring & Evaluation Expenditure	400.000	12.012
4. (ii)	Compensatory Afforestation works	10742.520	3570.449
4. (iii)	Catchment Area Treatment works		---
4. (iv)	Wildlife Management works	4718.884	353.195
4. (v)	Other activities - e.g. Construction of Compensatory Building, Research activity, FLS Building Repair, Forest Road Repair, Working Plan activities, Training & Capacity Building etc.	4471.731	803.724
4. (vi)	Total estimated expenditure out of grants/loans etc.		---
5. (i)	Estimated Gross Total Expenditure {4(i)+4(ii)+4(iii)+4(iv)+4(v)+4(vi)}	40955.967	13751.719
5. (ii)	Estimated payments to National Authorities out of funds received from user agency		---
6	Total Closing balance with State Authority	3081.477	16210.344

Statement of Accounts of State CAMPA for Financial Year ending on 31<sup>st</sup> March, 2018

(Rs. in lakh)

Sl. No.	Head	Item of works	Physical outcome as approved in APO (in units)	Actual physical achievement during the year (in units)	Budget allocation during the year (Rs. in lakh)	Actual Amount spent (Rs. in lakh)
1	2	3	4	5	6	7
1	<b>Compensatory / Penal Compensatory Afforestation Schemes</b>					
	1a. CA / PCA - New Schemes	Adv work (ha)	3636.797	1292.569	3069.858	876.498
	1b. CA / PCA - Continuing Schemes	Completion (ha)	4737.359	4581.832	974.825	932.780
		Maintenance (Yr 3 to Yr 7)	14779.614	14739.424	836.788	824.149
		Adv work (km)	42.287	13.237	290.807	78.839
		Completion, Work (km)	114.333	27.500	156.338	155.336
		Maintenance (km) - Yr 3 to Yr 7	190.780	190.780	140.522	160.641
		Adv work (gab)	1500.000	500.000	12.814	4.271
		Completion, Work (gab)	2054.000	175720.000	8.490	14.660
		Maintenance (gabion) - Yr 3 to Yr 7	68254.000	68254.000	161.078	146.926
	2. Additional Compensatory Afforestation		---	---	---	---
	3. Penal Compensatory Afforestation	Advance work (ha)	2541.558	555.000	1243.319	376.349
2	<b>Net Present Value</b>					
	<b>1. NPV - Plantation Schemes</b>					
	1a. NPV Plantation - New Schemes	Adv work (ha)	6304.000	---	---	---
		Natural Regeneration, Silviculture operation and SMC work - 1st year works (ha)	3800.000	2199.000	916.087	796.427
	1b. NPV Plantation Continuing Schemes	Completion (ha)	3691.500	3491.000	853.76	860.451
		Maintenance (Yr 3 to Yr 4)	13545.000	13545.000	1496.162	1452.591
		Maintenance (gab) (Yr 3 to Yr 4)	4560.000	4560.000	15.224	15.225
		Natural Regeneration, Silviculture operation and SMC work - 2nd year works (ha)		850.000	22.082	21.904
		Maintenance of Permanent Nurseries (ha)	94.250	86.250	726.345	632.237

Sl. No.	Head	Item of works	Physical outcome as approved in APO (in units)	Actual physical achievement during the year (in units)	Budget allocation during the year (Rs. in lakh)	Actual Amount spent (Rs. in lakh)
1	2	3	4	5	6	7
	2. Penal Net Present Value Schemes		---	---	---	---
	3. Catchment Area Treatment Charges		---	---	---	---
	<b>2. NPV - Other Schemes</b>					
	1. Bio-diversity conservation and Anti-depredation activities	Dev. of National Parks/Wildlife Sanctuaries / Elephant habitat	---	---	158.427	150.883
	2. Anti-depredation schemes	Anti-depredation related works	---	---	800.000	192.504
	3. Working Plan activities	Working Plan related works	6	6.000	86.266	55.433
	4. Improvement/protection of forest Schemes					
		i Building repair (no.)	1029	724.000	389.360	349.392
		ii PDL & Other expenses (no.)	130	129.000	153.600	148.575
		iii Wages of Drivers (no.)	130	129.000	135.537	130.220
		iv Wages of Data Entry Oprator (no.)	189	189.000	198.93	184.682
		v Wages of Home Guards (no.)	650	630.000	948.27	816.069
		vi Forest Road Repair (km)	3146.280	3146.280	455.698	398.899
		vii Monitoring & Evaluation	---	---	3.626	3.626
		viii Dev. of IT Infrastructure	---	---	11.344	11.344
	5. Publicity and Education					
	6. Training		---	---	---	---
	7. Creation of Movable assets					
		i Purchase of Vehicles	81.000	5.000	40.000	38.200
	8. Creation of Immovable assets					
		i FLS Buildings	323.000	68.000	1272.600	1205.367
		ii Forest Boundary Pillars	62232.000	29626.000	1420.496	893.604
		iii Watch tower-cum-Mutipurpose camps	80.000	80.000	480.000	432.000
		iv Check dams	117.000	84.000	836.519	909.855
		v Hide-out	7.000	7.000	14.000	9.808
		vi Causeway/Culvert	221.000	92.000	552.309	471.973
	<b>Total</b>				<b>18881.481</b>	<b>13751.719</b>

Note :- The Total Budget allocation shown at the end of Column-6 is inclusive of unutilized previous year balance, which was used in Financial Year 2017-18.



## CHECK LIST FOR APO 2018-19

Status in respect of issues/ points contained in Check List for APO 2018-19 as per the Ad-hoc CAMPA letter No. 15-2(0)/2017-CAMPA, dated 21.02.2017

1. Check List Point No. 1 : Break up of the outlay in Annual Plan of Operation for 2018-19

Status : The break up of the outlay in APO 2018-19 is as under :

Part of APO 2018-19		Outlay (Rs. in lakh)
1	Brief History and past performance	
2	Compensatory/ Penal Compensatory Afforestation (CA/PCA)	
2.A	Completion and maintenance works under ongoing CA/PCA schemes	3025.765
2.B	New CA/PCA activities	7716.755
	<b>Sub-total</b>	<b>10742.520</b>
3	Net Present Value (NPV)	
3.A	Completion and maintenance under ongoing afforestation schemes	2071.171
3.B	New activities (plantation and other works)	28072.327
	<b>Sub-total</b>	<b>30143.498</b>
4	Compensatory Building Construction	69.949
	<b>Total</b>	<b>40955.967</b>

2. Check List Point No. 2 : Whether the provision for Compensatory Afforestation is in line with the 5-year Action Plan. Further, (a) Please add, as Annexure, a copy of the 5-Year Action Plan together with date of its approval by the State Level Steering Committee; (b) Please indicate whether, beginning from the year 2014-15, there has been any departure from the provisions in the 5-Year Action Plan – either in physical or financial terms and, if so, indicate the year and extent of departure; (c) Please indicate year-wise CA undertaken during the year 2012-13 onwards.

Status : (a) & (b) Preparation of Five-year Action Plan for clearing backlog of compensatory afforestation (CA/PCA) is in progress and will be completed soon. In fact the degraded forest areas identified for compensatory afforestation in case of several projects have been planted in the past prior to the constitution of Jharkhand CAMPA under other schemes and few have regenerated natural. The project-wise information in this regard is being collected along with proposal for alternative sites.

(c) Year-wise details of CA undertaken so far is as under :

FY	Non Forest Land (Ha)	Forest Land (Ha)	Total (Ha)	Linear Plantation (km)	Gabion Plantation (Nos.)
2009-10	0.000	0.000	0.000	49.00	0.00
2010-11	0.000	0.000	0.000	0.00	0.00
2011-12	6.500	5963.315	5969.815	0.00	0.00
2012-13	912.060	3725.090	4637.150	0.00	0.00

2013-14	0.000	2319.559	2319.559	0.00	0.00
2014-15	134.330	2870.54	3004.87	6.00	36000
2015-16	97.95	1507.62	1605.570	0.00	1000
2016-17	183.868	2988.407	3172.275	184.78	31254
2017-18	80.232	4501.600	4681.287	27.50	172520
<b>Total</b>	<b>1414.924</b>	<b>23876.131</b>	<b>25291.071</b>	<b>212.280</b>	<b>243974</b>

3. **Check List Point No. 3 :** *Whether the benchmark of 70% expenditure of past releases has been achieved. Please also mention that total balance of released CA funds at the end of the financial year and its size vis-à-vis the outlay in the APO for the current year.*

**Status :** Yes, the benchmark of 70% expenditure of past releases has been achieved. The requisite details for the period 2009-18 are as under :

1. Total Release by Ad hoc CAMPA	Rs. 115312.393 Lakh
2. Bank Interest accrued	Rs. 4588.446 Lakh
3. Total Availability (1+2)	Rs. 11990839 Lakh
4. Total Expenditure	Rs. 105467.315 Lakh
5. %age Exp. out of Sl. No. 4	87.96%
6. Balance remaining*	Rs.14433.524 Lakh
7. Outlay of APO 2018-19	Rs. 40955.967 Lakh

4. **Check List Point No. 4 :** *The dates on which Quarterly Progress Reports have been sent to the Ad-hoc CAMPA. In case the timeline of one month from the end of Quarter has not been adhered to, the reasons therefor.*

**Status :** The dates of submission of QPRs (FY 2017-18) are as under :-

- QPR-I : 30<sup>th</sup> October, 2017;  
QPR-II : 10<sup>th</sup> November, 2017;  
QPR-III : 19<sup>th</sup> January, 2018; and  
QPR-IV : 27<sup>th</sup> April, 2018

Delays have been due to rectification in QPRs of field formations before compilation at Hqrs. However, the field officers have been advised to take care of the same in future.

5. **Check List Point No. 5 :** *Whether project-wise and component-wise details of all remittances made to the State accounts maintained by Ad hoc CAMPA have been furnished and reconciled with the Ad hoc CAMPA. If not, the reasons therefor, together with the details of (a) the funds claimed to be remitted by the State but not reflected in Ad hoc CAMPA accounts; and (b) the funds appearing in the State CAMPA accounts but not identified by the State.*

**Status :** The project-wise and component-wise details of all remittances made to the State accounts maintained by Ad hoc CAMPA is in progress in the office of the State Nodal Officer, FC Act and will be completed soon.



The status of reconciliation of the amount sent to Ad hoc CAMPA is given below :-

Period	Amount remitted (Rs.)	Remarks
2006-07 to 2012-13	22,24,55,41,050	Reconciliation done except for a sum of Rs. 27,94,25,534 and Ad hoc CAMPA informed about the same. Reconciliation underway for the remaining sum.
2013-14	2,01,90,42,448	Reconciliation in progress.
Total	24,26,45,83,498	

6. **Check List Point No. 6 :** *Whether the accounts of the State CAMPA have been prepared in double entry format; whether their internal audit has been undertaken through a Chartered Accountant empanelled with the State AG; and whether Auditor's report has been forwarded to the State AG. The year up to which the process has been undertaken/ completed may be stated, with the reasons for backlog, if any.*

**Status :** State CAMPA accounts have so far been prepared in single entry format only and its preparation in double entry format has not yet started. Action is being taken to prepare the accounts in double entry format. The AG-empanelled Chartered Accountant has audited the accounts up to 2012-13. Action is being taken for audit of accounts of remaining years.

7. **Check List Point No. 7 :** *Performance in relation to e-Green Watch, with detailed reasons for the inaccurate and unascertainable polygons. Please also state whether (a) scrutiny at the State Hqrs. level is undertaken before the polygons are loaded on the e-Green Watch site; and (b) the response time for queries raised by the Forest Survey of India in respect of incorrect and unascertainable polygons; and (c) whether replies have been sent to Ad-hoc CAMPA letters dated 30<sup>th</sup> May 2016 and 20<sup>th</sup> February 2017.*

**Status :** The performance/ status of uploading of polygons on e-Green Watch Portal is enclosed. Since the predominantly aging frontline staff are very slow in learning the requisite skill, the progress is slow. However, it is picking up and the task will be completed at the earliest. Regional GIS Cells have been directed to ascertain the polygons before they are uploaded on the Portal.

8. **Check List Point No. 8 :** *Status of 3<sup>rd</sup> Party monitoring of CAMPA Projects.*

**Status :** An expression of Interest was invited for selection of agencies/ firms/ organisations/ institutions for carrying out monitoring and evaluation of works undertaken by State CAMPA. A total of eight agencies/ firms/ organisations/ institutions participated in the process, but none of them was found suitable by the designated committee for the job. In view of this, it was decided by the CAMPA Executive Committee to approach IIFM, Bhopal, Institute of Forest Productivity (IFP, ICFRE), Ranchi and Wildlife Institute of India (WII), Dehradun to carry out the concurrent monitoring and evaluation of the works done under Jharkhand CAMPA. There was positively. Under the circumstances, no decision could be taken. The above-mentioned leading national forestry/ wildlife sciences institutes were once again requested to reconsider our request for carrying out monitoring and evaluation of works undertaken by Jharkhand CAMPA.

Further, Ad-hoc CAMPA vide its letter no. 13-34/2016-CAMPA dated 19.12.2017 has informed about developing a framework for monitoring of all CAMPA works and selection of Agencies which may be deputed for this purpose.



9. **Check List Point No. 9 :** *Whether the replies to C&AG report have been finally accepted- in case of queries, whether these have been answered.*

**Status :** The response to the C&AG report has been sent to the Ad hoc CAMPA vide letter No. 530 dated 22.06.2015.

10. **Check List Point No. 10 :** *Whether the composition of the Steering Committee is in terms of the prescriptions laid down in the State CAMPA Guidelines, and whether departures are well accounted for. Please also state whether the NGO members are present in the meeting of the Steering Committee.*

**Status :** The composition of the Steering Committee is as per the State CAMPA Guidelines. Two NGO members on the Steering Committee have been nominated by the State Govt. and the date, time and place of every meeting shall be notified to them and they participate in the meeting.

11. **Check List Point No. 11 :** *Whether the data sought in relation to all diversion cases since year 1980, have been furnished.*

**Status :** Data pertaining to all diversion cases (since year 1980) have been compiled by the office of the State Nodal Officer (FC Act) and sent to the MoEF&CC, GoI. The MoEF&CC has referred it back for re-checking and confirmation. Accordingly, the said compiled data are being re-checked.

12. **Check List Point No. 12 :** *The total number of credits to the State CAMPA accounts since 15<sup>th</sup> Oct., 2015 and the number which have been undertaken otherwise than through e-portal. Steps taken to ensure that all credits are made through the e-portal.*

**Status :** The desired information is as under :-

1.	Total number of credits to the State CAMPA accounts since 15 <sup>th</sup> Oct., 2015	81
2.	Number which have been undertaken otherwise than through e-portal	56

The user agencies are being advised and encouraged to make credits through e-portal only.

### Jharkhand CAMPA

#### Status of Polygon uploaded on e-Greenwatch & Remarks given by FSI

Region	Sl. No.	Division	March, 2018					April, 2018				
			Total Polygons Uploaded	Total Polygon checked	Correct	Incorrect	Unascertainable	Total Polygons Uploaded	Total Polygon checked	Correct	Incorrect	Unascertainable
1	2	3	4	5	6	7	8	9	10	11	12	13
Bokaro	1	Bokaro	125	118	31	82	5	125	118	31	82	5
	2	Dhanbad	56	56	35	17	4	56	56	35	17	4
	3	Ramgarh	50	50	21	29	0	50	50	21	29	0
	4	Giridih (E)	12	12	0	12	0	12	12	0	12	0
	5	Giridih (W)	100	100	19	77	4	100	100	19	77	4
Dumka	6	Dumka	42	42	0	42	0	42	42	0	42	0
	7	Godda	15	15	0	15	0	15	15	0	15	0
	8	Sahibganj	0	0	0	0	0	0	0	0	0	0
	9	Pakur	0	0	0	0	0	0	0	0	0	0
	10	Deoghar	20	20	0	20	0	20	20	0	20	0
Hazaribag	11	Jamitara	64	64	0	64	0	64	64	0	64	0
	12	Hazaribag (E)	54	54	26	24	4	54	54	26	24	4
	13	Hazaribag(W)	50	49	11	27	11	50	49	11	27	11
	14	Koderma	75	74	5	34	35	74	74	5	34	35
	15	Chatra (N)	102	102	22	74	6	107	102	22	74	6
Palamau	16	Chatra (S)	99	99	22	74	3	99	99	22	74	3
	17	Medininagar	25	25	0	20	5	25	25	0	20	5
	18	Latehar	44	44	27	14	3	44	44	27	14	3
	19	Garhwa (N)	30	29	6	19	4	29	29	6	19	4
Ranchi	20	Garhwa (S)	44	44	22	22	0	44	44	22	22	0
	21	Ranchi	4	4	0	4	0	4	4	0	4	0
	22	Khunti	1	1	0	1	0	1	1	0	1	0
	23	Gumla	5	5	1	4	0	5	5	1	4	0
	24	Lohardaga	1	1	0	1	0	1	1	0	1	0
Jamsedpur	25	Simdega	12	12	0	11	1	12	12	0	11	1
	26	Jamshedpur	30	30	1	29	0	30	30	1	29	0
	27	Saraikela	34	34	1	18	15	34	34	1	18	15
	28	Chaibasa	11	11	2	9	0	11	11	2	9	0
	29	Kolhan	8	8	5	3	0	8	8	5	3	0
	30	Porahat	0	0	0	0	0	0	0	0	0	0
PTR	31	Saranda	5	5	0	5	0	5	5	0	5	0
	32	PTH, Core	0	0	0	0	0	0	0	0	0	0
	33	PTH, Buffer	0	0	0	0	0	0	0	0	0	0
CCF Wildlife	34	H'bag Wildlife	3	3	0	2	1	3	3	0	2	1
	35	Ranchi Wildlife	0	0	0	0	0	0	0	0	0	0
	36	Ele. Proj. JSR	1	1	0	1	0	1	1	0	1	0
Dumka Ext.	37	Deoghar SF	26	24	1	23	0	26	24	1	23	0
	38	Dumka SF	16	16	0	14	2	16	16	0	14	2
Hazaribag Ext.	39	Hazaribag SF	42	42	30	12	0	42	42	30	12	0
	40	Koderma SF	4	6	0	6	0	6	6	0	6	0
	41	Latehar SF	24	19	3	16	0	24	19	3	16	0
	42	Garhwa SF	32	31	1	30	0	32	31	1	30	0
Ranchi Ext.	43	Ranchi SF	4	4	1	3	0	4	4	1	3	0
	44	Simdega SF	36	36	0	35	1	36	36	0	35	1
	45	Adityapur SF	17	17	0	17	0	38	17	0	17	0
	46	Chaibasa SF	30	30	1	29	0	30	30	1	29	0
<b>Total</b>			<b>1353</b>	<b>1337</b>	<b>294</b>	<b>939</b>	<b>104</b>	<b>1379</b>	<b>1337</b>	<b>294</b>	<b>939</b>	<b>104</b>

**Additional physical and financial targets for 2018-19**

There has been shortfall in achieving the targets of the plantation activities despite best efforts. The main reason for this is that there are many sites, which were identified for Compensatory Afforestation when the proposals were moved, have either been planted under other schemes or have fully regenerated over the period of time.

A separate list of such alternative sites is being prepared, which would be sent to Govt. of India for consideration. Meanwhile, a total of 347.440 ha area with a financial target of Rs. 329.203 lakh as an unachieved target is being taken up as an additional target during FY 2018-19.



# Jharkhand CAMPA

ANNEXURE : 5.1

Table - 1

Afforestation work from CAMPA Fund as per QPR as on 31st March

Financial Year	Compensatory Afforestation from CA fund						Other plantation from NPV fund				Total Afforestation from CAMPA fund	
	Block Plantation		Linear Plantation				Block Plantation		Linear Plantation		Ha	No. of Plants
	Ha	No. of Plants	Km	No. of Plants	Gabion	No. of Plants	Ha	No. of Plants	Gabion	No. of Plants		
1980-2006												
2006-2007												
2007-2008												
2008-2009											0	0
2009-2010	—	—	—	—	—	—	—	—	—	—	49 km	9,800
2010-2011	—	—	49.000	9,800	—	—	—	—	—	—	37851.815 ha	2,02,15,234
2011-2012	5969.815	93,08,894	—	—	—	—	31882.00	1,09,06,340	—	—	8213.300 ha	1,12,15,375
2012-2013	4637.150	56,96,976	—	—	—	—	3576.35	55,18,399	—	—	6944.039 ha	1,14,70,738
2013-2014	2319.559	37,66,354	—	—	—	—	4624.48	77,04,384	—	—	8814.870 ha + 36000 gab	1,39,81,877
2014-2015	3004.870	44,74,667	—	—	36000	36,000	5810.00	94,71,210	—	—		
2015-2016	1605.570	22,12,095	6.000	12,000	1000	1,000	6921.00	1,15,30,386	3200	3200	8526.570 ha + 6 km + 3200 gab	1,37,58,681
2016-2017	3172.275	41,30,945	184.780	3,69,560	31254	31,254	6624.00	1,04,83,734	1360	1360	9796.275 ha + 184.780 km + 32614 gab	1,50,36,853
2017-2018	4581.552	58,02,853	27.50	55,000	1,75,720	1,75,720	3491.50	49,48,385	—	—	8073.052 ha + 27.50 km + 175720 gab	1,06,98,674

- Note :-
1. Govt initiated release of Funds from Financial Year 2009-10 for execution of Compensatory & NPV works in Jharkhand State.
  2. In FY 2010-11 only 1st Year Advance work was carried out under CA & NPV afforestation schemes except the Linear plantation where advance and completion were carried out in the same financial year.

**Jharkhand CAMPA**  
**Financial Year-wise Financial Achievements of CAMPA fund**  
**Table – 2**

Amount spent as per QPR as on 31st March							(Rs. in Lakh)	Remarks
Financial Year	CA	NPV Plantation	WLMP	CAT	All others	Total		
1980-2006								
2006-2007								
2007-2008								
2008-2009								
2009-2010	---	---	---	---	---	---		
2010-2011	2334.331	4171.785	---	---	2686.904	9193.020		
2011-2012	2545.499	5015.955	---	---	3429.751	10991.205		
2012-2013	1817.741	3071.518	1931.012	---	1375.990	8196.261		
2013-2014	2093.765	3837.446	530.150	---	3245.752	9707.113		
2014-2015	2829.685	6136.504	954.036	---	7141.563	17061.788		
2015-2016	5143.305	6850.857	872.880	---	4222.089	17089.131		
2016-2017	8232.409	6009.280	561.124	---	4674.263	19477.077		
2017-2018	3570.450	3146.599	2167.023	---	4867.647	13751.713		

**Jharkhand CAMPA**  
**Details of physical assets (FY 2010-11 to 2017-18)**

Sl.No.	Other Works	Unit	FY 2010-11	FY 2011-12	FY 2012-13	FY 2013-14	FY 2014-15	FY 2015-16	FY 2016-17	FY 2017-18	Total
1	Water Harvesting/Retention Structures	No.	601	323	229	248	340	308	1	84	2134
2	Construction of Boundary Pillars	No.	---	---	---	---	43446	---	28115	29626	101187
3	Strengthening of GIS Cells	Unit	---	---	---	---	6	6	6	6	
4	Building Construction (Frontline Staff)	No.	---	---	---	51	108	42	0	75	276
5	Construction of Causeway/Culvert	No.					30	---	13	92	135
6	Construction of Watch Tower	No.								80	80
7	Vehicles (Frontline Staff)	No.	---	---	---	60	54	16	1	5	136