

**GOVERNMENT OF ASSAM**  
**OFFICE OF THE PRINCIPAL CHIEF CONSERVATOR OF FORESTS**  
**AND HEAD OF FOREST FORCE :: ASSAM**  
**ARANYA BHAWAN :: PANJABARI :: GUWAHATI – 37**

Letter No. FG.27/CAMPA/SLSC/2022

Dated: Guwahati, the 9<sup>th</sup> May, 2023

To,

The Chief Executive Officer  
National Compensatory Afforestation Fund Management and Planning Authority  
(CAMPA)  
Jal Wing, Indira Paryacaran Bhawan  
Aligang, Jor Bagh Road, New Delhi – 110003.

Sub: **Submission of Annual Plan of Operation (APO) of State CAMPA, Assam for the year 2023-24.**

Sir,

With reference to the above, I am directed to send herewith the Annual Plan of Operation (APO) of Assam Compensatory Afforestation Fund Management and Planning Authority (CAMPA) amounting to **Rs. 11794.61 lakhs** in Form –XII as prescribed in CAF Rules, 2018 alongwith the annexure included in the Integrated APO. This APO has been approved by the State Level Steering Committee (SLSC) in its meeting held on 29.05.2023. A copy of the minutes of the SLSC meeting containing the APO is enclosed herewith.

It is, therefore, requested, kindly to place the Proposed Annual Plan of Operation before the Executive Committee of the National Authority for approval.

Encl:

- i. Form – XII (Annexure –I). (both in Ms word and pdf)
- ii. Integrated APO (Annexure II to IV) (both in Ms word and pdf)
- iii. Minutes of the State Level Steering Committee meeting.
- iv. Minimum wage rate notification

Yours faithfully,



**(Dr. Satyendra Singh, IFS)**

Addl. Principal Chief Conservator of Forests &  
Chief Executive Officer, State CAMPA, Assam  
Aranya Bhawan, Panjabri, Guwahati-37

Copy alongwith copy of the APO to the Additional Chief Secretary to the Govt. of Assam, Environment & Forest Department, Dispur, Guwahati for kind information and necessary action.



Addl. Principal Chief Conservator of Forests &  
Chief Executive Officer, State CAMPA, Assam  
Aranya Bhawan, Panjabri, Guwahati-37

## Annexure II

**Format for Annual Plan of Operation Summary Submission 2023-24****Annual Plan of Operation (APO) for the financial year 2023 of Assam, State CAMPA**

1. **Date of Receipt:**
2. **Date of approval of EC of State/UT: 16<sup>th</sup> May, 2023**
3. **Date of approval of the Steering Committee: 29<sup>th</sup> May, 2023**
4. **Total Amount/Outlay: Rs. 117.95 crore**
5. **Funds status with the State/UT along with outlay proposed:**

(Rs. in crores)

S.No	CAMPA Activity	Fund Available with the State/UT as on 01.04.2023	Outlay proposed during current FY
<b>1.</b>	<b>Mandatory Activity</b>		
	CA/PCA/Additional CA	68.08	8.85
	Catchment Area Treatment Plan	25.47	0
	Integrated Wildlife Management Plan	0	0
	Others	0	0
<b>2.</b>	<b>Net Present Value</b>	279.92	72.96
<b>3.</b>	<b>Interest</b>	11.30	8.30
<b>4.</b>	<b>Other Components</b>	56.92	27.84
	<b>Total</b>	<b>441.69</b>	<b>117.95</b>

**6. (i) Funds released by State Government during the FY**

(Rs. in Crores)

Year	Total Outlay of the APO	APO approved by National Authority during current financial year	Fund Released by State Government	Fund Utilised by State Authority
2018-19	-	-	-	-
2019-20	55.89	55.89	Fund utilized from unspent balance of previous years	32.02
2020-21	88.34	88.34	88.34	64.29
2021-22	97.68	95.01	79.12	41.87
2022-23	197.43	162.57	100.00	81.09

**(ii) Committed liabilities/Spill over activities/works of previous years under CA & NPV till date**

(Rs. In crore)

CAMPA Activities	Details	Amount
CA	Creation-63.53 ha. Maintenance of earlier created plantation-1988.348 ha.	7.09
NPV	Maintenance of earlier created plantation AR - 4171 ha. ANR-1110 ha. Sal coppice management – 410 ha. Apurugia Brikhya Plantation – 70 ha. (14 units) Maintenance of Bio diversity park- 24 nos.	22.21
Interest	Maintenance of permanent nursery for new seedlings production 1.5 ha. -29 nos. 3.0 ha. – 6 nos.	6.30
Total		35.60

**7. Financial outlays/ Budgetary Support under various Schemes (amount spent)**

Year	CSS		CAMPA		State Plan/ Scheme Fund under a relevant head		Any other scheme
	Name of the scheme	Expenditure/ Provisions	Name of the scheme	Expenditure/ Provisions	Name of the scheme	Expenditure / Provisions	
2020-21	a. Intensification of forest Protection Scheme	0					
	b. Integrated Wildlife Management Scheme	2.9574			Reduce Man Animal Conflict	9.9275	
					Dev. of Other Wildlife Areas	0.95	
					Dev. of National Parks and Wildlife Sanctuaries	0.95	
	c. Project Tiger	39.0079					
d. Project Elephant	3.461						
2021-22	a. Intensification of forest Protection Scheme	0					
	b. Integrated Wildlife Management Scheme	0.882			Reduce Man Animal Conflict	4.00	
					Dev. of Other Wildlife Areas	0.8	
					Dev. of National Parks and Wildlife Sanctuaries	8.00	
	c. Project Tiger	23.6579					
d. Project Elephant	2.4						
2022-23	a. Intensification of forest Protection Scheme	0					
	b. Integrated Wildlife Management Scheme	3.5804			Reduce Man Animal Conflict	4.5	
					Dev. of Other Wildlife Areas	0.95	
					Dev. of National Parks and Wildlife	55.08	

					Sanctuaries		
	c. Project Tiger	27.4284					
	d. Project Elephant	10.7672					
2023-24	a. Intensification of forest Protection Scheme	0.45					
	b. Integrated Wildlife Management Scheme	3.15			Reduce Man Animal Conflict	1.8	
					Dev. of Other Wildlife Areas	6.21	
					Dev. of National Parks and Wildlife Sanctuaries	2.7	
	c. Project Tiger	25.002					
	d. Project Elephant	9.9					

\*Provision made in 2023-24. Details to be filled up in Annexure IV

### 8. Status of Compensatory Afforestation

(Area In Ha.)

Afforestation required as per site specific scheme submitted along with approved proposal for diversion of forest land under FC Act, 1980 till 31.3.2023			Afforestation carried out in the State as per site specific scheme till 2022-23			Afforestation to be carried out 2023-24	Afforestation carried out percentage	Total Balance upto 2024-25
(CA)	(PCA)	(CA+PC)	(CA)	(PCA)	(CA+PCA)	(CA+PCA)	(CA+PCA)	(CA+PCA)
9540.45	2.5	9542.95	8289.448	2.5	8291.948	952.77	96.87	298.232

### 9. Balance afforestation status

(Area in Ha.)

Balance Afforestation required as per FC Act (in ha.)	Balance Afforestation to be completed in Financial Year (in Ha)		
	2023-24	2024-25	2025-26
298.232	96.00 ha	63.53	138.702



## 10. Details of APO are as under

(Rs. In Crore and Area in Ha.)

S.No	CAF Act/Rules	Activity	Proposed outlay		Green Employment to be generated (in Mandays)	Page No. of the APO	Remarks
			Phy. Target	Fin. Target			
<b>1.</b>	<b>Site-specific activities as per Section 6(a) of the CAF Act, 2016</b>						
	Mandatory Activity	<b>Compensatory Afforestation</b>				<b>45-47</b>	
		i. Advance soil work	63.53	1.50	36291		
		ii. Nursery raising	63.53	0.26			
		iii. New plantation	528.27	3.04	70679		
		iv. Maintenance of existing /older plantation	1460.078	4.05	94181		
		<b>Catchment Area Treatment Plan</b>	Nil	Nil			
		i. Watershed management	Nil	Nil			
		ii. Plantation to check erosion	Nil	Nil			
		<b>Integrated wildlife Management Plan</b>	Nil	Nil			
		i. Habitat management for flora and fauna (Food/cover/water management)	Nil	Nil			
		ii. Weed removal	Nil	Nil			
		iii. Human wildlife Conflict management	Nil	Nil			
		<b>Other</b> (Site Specific activities in accordance with FC proposal)	Nil	Nil			
		<b>Total site specific activities under CA</b>	<b>2051.878</b>	<b>8.85</b>	<b>201151</b>		
			* Note- Details as per FC proposals as Annexure				
<b>2.</b>	<b>Activity as per Rule 5(2) of CAF Rules, 2018</b>						
	<b>5(2)a</b>	<b>ANR</b>				<b>48-51</b>	
		i. Advance soil work	435	7.93	145180		
		ii. Nursery raising	435	0.39			
		iii. New plantation	330	1.77	41049		
		iv. Maintenance	780	2.28	52991		
		<b>Sal Coppice Management</b>				<b>48-51</b>	
		i. Advance soil work	25	.43	748		
		ii. New plantation	25	0.04	998		
		iii. Maintenance	385	0.40	9198		
	<b>5(2)b</b>	<b>AR</b>				<b>48-51</b>	
		i. Advance soil work	1195	20.27	439554		
		ii. Nursery raising	1195	4.93			
		iii. New plantation	1653	9.58	222780		
		iv. Maintenance	2518	7.72	179605		
		<b>Apurugia Brikhya Plantation</b>				<b>48-51</b>	
		Maintenance	70	0.10	2246		

5(2)c	Silvicultural Operations					
	i. Tending operations (Weeding, cleaning, thinning, pruning & climber cutting)	Nil	Nil			
	ii. Any other relevant activities	Nil	Nil			
5(2)d	Protection of Plantations and forests					
	i. Demarcation of forest boundary	Nil	Nil			
	ii. Patrolling (hiring of vehicle)	Nil	Nil			
	iii. Purchase of equipments relevant for patrolling	Nil	Nil			
	iv. Any other relevant activities including details of plantation					
5(2)e	Pest and disease control in forests	Nil	Nil			
	Site specific measures for controlling pest and diseases per report of Technical Agency	Nil	Nil			
5(2)f	Forest fire prevention and control operations	Nil	Nil			
	i. Fire line (creation & maintenance)	Nil	Nil			
	ii. Fire watchers	Nil	Nil			
	iii. Purchase of fire equipment	Nil	Nil			
	iv. Any other relevant activities					
5(2)g	Soil and moisture conservation works					
	i. Water bodies (name & size) a. Ponds b. Trenches c. Check dams d. Spur e. Retaining wall/Breast wall	C. 7 nos	0.92			<b>84-85</b>
	ii. Any other relevant activities					
5(2)h	Voluntary relocation of villages from protected areas	Nil	Nil			
	i. Name of village ii. Population iii. No. of eligible families willing iv. Availability of land for relocation (mention in annexure)	Nil	Nil			
5(2)i	Improvement of wildlife habitat					

		i. Habitat management for flora and Fauna pertaining to a. Food b. Cover c. Water management d. Weed removal	348 ha.	1.70		<b>84-85</b>	
		ii. Human wildlife conflict management	Nil	Nil			
		iii. Protection activities a. Patrolling b. Prevention of Illicit felling c. Eco-development work in surrounding village to reduce conflict	Nil	Nil			
		iv. Any other relevant activities					
	5(2)j	Planting and rejuvenation of forest cover on non-forest land falling in wildlife corridors	Nil	Nil			
	5(2)k	Establishment, maintenance of animal rescue centre and veterinary treatment facilities for wild animals	Nil	Nil			
	5(2)l	Supply of wood saving, cooking appliances and other forest produce saving devices.	Nil	Nil			
	5(2)m	Management of biological diversity and biological resource Maintenance of Bio Diversity Park	24	0.32	74233	<b>89</b>	
		i. Creation of seed stock /Orchards	Nil	Nil			
		ii. Research Plots	Nil	Nil			
		iii. Any other relevant activities					
<b>3.</b>	<b>Activities as per Rule 5(3) of the CAF Rule, 2018</b>						
	5(3)a	Establishment, Maintenance of modern nurseries					
		i. Detailed estimate of nursery					
		ii. Any other relevant activities					
	5(3)b	Promoting conservation, sustainable use and documentation of biological diversity	Nil	Nil			
		i. Publicity					
		ii. Documentation					
		iii. Conference/Workshop					
	5(3)c	Purchase and maintenance of equipment of devices	350	0.71		<b>86-87</b>	

		for communication, information and technology (Details of equipment & devices)					
		i. Wireless					
		ii. Phones					
		iii. Others					
	5(3)d	Construction, upgradation and maintenance of inspection paths, forest roads in forest areas, watch towers, check posts and timber posts					
		i. Details of roads					
		ii. Watch towers					
		iii. Check post					
		iv. Timber depot					
		v. Any other relevant activities- Const. of canopy bridge	3 nos	2.86	7267	<b>79</b>	
	5(3)e	Construction of residential and official buildings	21 Nos	9.10	157266	<b>79-83</b>	Buildings created during last 5 years 2018-19 - 23 nos. 2019-20 - 11 Nos. 2020-21 - 12 nos. 2021-22 - 36 nos. 2022-23 - 15 nos.
	5(3)f	Casual engagement of local people or labours to assist regular staff of State Forest Department	Nil	Nil			
	5(3)g	Survey and mapping for APO making/preparation	Nil	Nil			
	5(3)h	Independent concurrent monitoring and Third party monitoring and evaluation	Nil	Nil			
		i. Independent concurrent monitoring	Nil	Nil			
		ii. Third party monitoring and evaluation and Internal Monitoring		0.50		<b>SI No. L (P- 92)</b>	
	5(3)i	Publicity cum awareness programme		1.00		<b>SI No. K (P- 92)</b>	
		i. Publicity for common people					
		ii. Training for staff					
	5(3)j	Production and distribution of quality planting material (A detailed plan) for Govt. land other than forest area					
	5(3)k	Forest certification and	Nil	Nil			

		development of certification standards by agency					
<b>4.</b>	<b>Activities as per Rule 6(a) of CAF Rules, 2018</b>						
	6(a)i	To offset incremental cost of CA/PCA at increased wage rate					
	6(a)ii	To offset increment cost of CAT at increased wage rate					
	6(a)iii	To offset incremental cost of IWMP at increased wage rate					
	6(a)iv	For disbursement of salary and allowances State CAMPAA Authority & staff		0.50		<b>SI No. N (P- 92)</b>	GIS expert-2 nos. Sr. Asst.-1 nos. Accountant-1 nos. Jr. Asst.- 2 nos. DEO- 2 nos. Driver- 3 nos. Peon-2 nos.
	6(a)v	For disbursement of sitting fees and allowances to nominated list of members					
	6(a)vi	Activities referred to in sub rule-(2) and (3) of Rule 5 Maintenace of 1.5 ha. Nurseries Maintenace of 3.0 ha. nurseries	29 5	4.38 1.92	101837 44680	<b>89</b>	Reason for putting up this activity
<b>5.</b>	<b>Activities as per Rule 6 (b) of CAF Rules, 2018</b>						
	6(b)i	Management of office establishment State CAMPAA CEO with detail		0.50		<b>SI No. N (P- 92)</b>	
	6(b)ii	Office equipment including computers and peripherals and its maintenance					For CEO office only
	6(b)iii	Hiring of staff cars for the use only for CEO office					
	6(b)iv	Hiring of buildings on lease for office establishment and residences only for CEO					
	6(b)v	Other contingencies for management of State Authority		1.00		<b>SI No. N (P- 92)</b>	
	6(b)vi	Any other activity for management of forests and wildlife with the approval of Steering Committee and included in the APO					
	Others	Repairing of Frontline Forest Staff Quarters (232 Nos.)		13.10			
		Procurement of vehicle for forntline staff (for Forests and Wildlife Protection Duties)		14.00			
		Capacity development of frontline staffs by REWP Wing		0.74			

\* Similar activities under a rule/ sub-rule should be mentioned at one place.

\* Specify the wage rate, wherever applicable.

\* For a new activity not mentioned here new row may be inserted below the relevant rules

\* Specify the provision of wage employment in mandays during the proposed activities

## ANNEXURE III

1. TABLE 1: Mandatory Activities-Compensatory Afforestation (CA)/ Penal Compensatory Afforestation (PCA)

S. No	FC Proposal Details	CA Area as per FC proposal			CA Executed		CA Proposed for current Financial Year		Remaining CA		Interest Amount to offset incremental cost of CA/PCA
		Area	Location	Financial	Physical	Financial	Physical	Financial	Physical	Financial	
	Project Name/Details	(in Ha.)	(KML file)	(in lakhs)	(in Ha.)	(in lakhs)	(in Ha.)	(in lakhs)	(in Ha.)	(in lakhs)	(in lakhs)
1	Diversion of forest land for drilling location KHDD	4.48	27°26'42.13"N 95°44'36.00"E, 27°26'33.37"N 95°44'39.88"E, 27°26'31.15"N 95°44'35.91"E, 27°26'39.80"N 95°44'30.44"E	21.37	Nil	Nil	4.48	21.37			
2	Diversion of forest land for upcoming Green Field Airport at Holangi	2.61	26°45'59.77"N 93°18'16.22"E, 26°45'51.22"N 93°18'20.62"E, 26°45'50.86"N 93°18'17.93"E, 26°45'53.58"N 93°18'16.91"E, 26°45'53.57"N 93°18'14.78"E, 26°45'59.28"N 93°18'13.59"E	12.69	Nil	Nil	2.61	12.69			
3	Diversion of forest land for 6 Trunk Pipe Line replacement	41.44	27°56'2.56"N 95°56'37.94"E, 27°55'30.53"N 95°56'47.05"E, 27°55'28.22"N	82.69	Nil	Nil	41.44	82.69			

	project		95°56'33.52"E, 27°55'59.29"N 95°56'23.11"E								
4	Diversion of forest land for drilling of proposed location MKE by	5.00	27°42'52.95"N 95°38'57.03"E, 27°42'46.86"N 95°38'55.43"E, 27°42'48.93"N 95°38'46.15"E, 27°42'54.83"N 95°38'47.78"E	23.79	Nil	Nil	5.00	23.79			
5	Diversion of forest land for drilling of proposed location MKD by OIL	8.00	27°43'17.08"N 95°38'47.58"E, 27°43'7.52"N 95°38'46.22"E, 27°43'4.84"N 95°38'36.82"E, 27°43'14.54"N 95°38'36.98"E	25.44	Nil	Nil	8.00	25.44			
6	Diversion of forest land for laying of underground National Gas Pipeline along with OFC for Guwahati to Numaligarh-Itanagar Pipeline project	2.00	26°56'1.61"N 93°24'53.59"E, 26°55'56.57"N 93°24'53.91"E, 26°55'56.35"N 93°24'49.45"E, 26°56'1.44"N 93°24'48.82"E	9.85	Nil	Nil	2.00	9.85			

**2. TABLE 2: Mandatory Activity: Catchment Area Treatment Plan**



S. No	FC Proposal Details	CAT Area as per FC proposal			CAT Executed		CAT Proposed for current Financial Year		Remaining CAT		Interest Amount to offset incremental cost of CAT
		CAT Activities	Location	Financial	Physical	Financial	Physical	Financial	Physical	Financial	
		(in Ha. / No.)	(KML File)	(in lakhs)	(in Ha.)	(in lakhs)	(in Ha.)	(in lakhs)	(in Ha.)	(in lakhs)	

### 3. Mandatory Activity: Integrated wildlife Management Plan (IWMP)

S. No	FC Proposal Details	IWMP Area as per FC proposal			IWMP Executed		IWMP Proposed for current Financial Year		Remaining IWMP		Interest Amount to offset incremental cost of IWMP
		IWMP Activities	Location	Financial	Physical	Financial	Physical	Financial	Physical	Financial	
		(in Ha.)	(kml file)	(in lakhs)	(in Ha.)	(in lakhs)	(in Ha.)	(in lakhs)	(in Ha.)	(in lakhs)	

### 4. Table 4: Mandatory Activity: Other Component

S.No	FC Proposal Details	Others Area as per FC proposal			Others Executed		Others Proposed for current Financial Year		Remaining Others		Interest Amount to offset incremental cost of Other Component
		Others Activities	Location	Financial	Physical	Financial	Physical	Financial	Physical	Financial	
		(in Ha.)	(kml file)	(in lakhs)	(in Ha.)	(in lakhs)	(in Ha.)	(in lakhs)	(in Ha.)	(in lakhs)	

### 5. Table 5: Net Present Value (NPV) & Interest

S.No	Plantation Target as per Working Plan for Current Year	Plantation under NPV			Others Schemes		Interest Amount to offset incremental cost of NPV	Remarks
		Physical (in Ha.)	Location (kml file)	Financial (in lakhs)	Physical (in Ha.)	Financial (in lakhs)		
1	AR plantation at Nalani RF under Doomdooma Division	25	27°29'56.50"N 95°42'51.71"E, 27°30'00.93"N 95°42'55.47"E, 27°30'15.36"N 95°42'32.08"E, 27°30'11.35"N 95°42'11.93"E	59.62				
2	AR plantation at Buridehing RF (Kaliajan) under Doomdooma Division	100	27°28'07.20"N 95°50'21.80"E, 27°28'03.60"N 95°50'22.10"E, 27°28'07.80"N 95°49'52.80"E, 27°27'54.40"N 95°50'20.10"E	194.82				
3	AR plantation at Geleky RF under Sivasagar RF	10	26°46'15.17"N 94°39'19.11"E, 26°46'14.51"N 94°39'40.54"E, 26°46'08.01"N 94°39'19.78"E, 26°46'09.22"N 94°39'36.02"E	31.66				
4	AR plantation at Borpathar Beat under Golaghat Division	25	26°26'39.67"N 93°56'57.86"E, 26°26'29.26"N 93°56'48.97"E, 26°26'38.04"N 93°56'30.43"E, 26°26'51.72"N 93°56'45.38"E	59.62				

5	AR plantation at Dirgha, Kakoi RF under Lakhimpur Division	20	27°23'9.97"N 94° 6'10.80"E, 27°23'9.84"N 94° 6'25.30"E, 27°22'56.99"N 94° 6'25.26"E, 27°22'57.07"N 94° 6'10.66"E	45.44				
6	AR Plantation at Pabha RF, Harmoty Range under Lakhimpur Division	50	27° 3'40.23"N 94° 3'35.07"E, 27° 3'5.12"N 94° 3'32.31"E, 27° 3'5.37"N 94° 3'14.36"E, 27° 3'39.68"N 94° 3'17.62"E	99.08				
7	AR plantation at Chankola, Lutumari PRF under Nagaon Division	20	26° 4'0.80"N 92° 40'10.10"E, 26° 3'56.90"N 92° 40'13.00"E, 26° 3'54.20"N 92° 39'58.50"E, 26° 3'48.50"N 92° 39'53.38"E	48.34				
8	AR plantation at Khulahat RF, Western Range, Dharamtul under Nagaon Division	40	26° 8'59.60"N 92°21'16.20"E, 26° 8'57.72"N 92°21'32.67"E, 26° 8'29.88"N 92°21'38.75"E, 26° 8'28.90"N 92°21'19.00"E, 26° 8'37.98"N 92°21'22.12"E	79.99				
9	AR plantation at Sonaikuchi RF, Western Range, Dharamtul under Nagaon Division	50	26° 6'55.65"N 92°12'7.59"E, 26° 6'31.54"N 92°12'11.93"E, 26° 6'27.67"N	99.08				

			92°11'58.11"E, 26° 6'30.18"N 92°11'47.19"E, 26° 6'47.00"N 92°11'41.10"E					
10	AR plantation at Suwang, Jiajuri under Nagaon division	25	26° 18'0.16"N 92°52'23.20"E, 26° 17'0.60"N 92°52'27.66"E, 26° 17'54.19"N 92°52'39.60"E, 26° 18'0.81"N 92°52'44.75"E	59.62				
11	AR Plantation at Athiabari RF, Rongjuli Range under Goalpara Division	25	25° 56'54.20"N 90°58'57.10"E, 25° 56'52.90"N 90°59'03.60"E, 25° 56'02.60"N 90°59'05.10"E, 25° 56'05.30"N 90°58'58.50"E	59.62				
12	AR plantation ar Kurua RF under North Kamrup Division	10	26°19'24.99"N 91°50'20.26"E, 26°19'22.74"N 91°50'22.43"E, 26°19'12.95"N 91°50'16.29"E, 26°19'14.59"N 91°50'13.48"E	31.66				
13	AR plantation at Patharkandi Range, Bilbari under Karimganj Division	50	24°43'4.49"N 92°17'58.10"E, 24°42'57.22"N 92°17'54.23"E, 24°42'47.62"N 92°18'0.16"E, 24°42'38.70"N 92°17'54.92"E, 24°42'54.77"N 92°17'27.93"E,	99.08				

			24°43'12.62"N 92°17'41.66"E					
14	AR Plantation at Kalatilla, Longai RF under Karimganj Division	25	24°42'49.97"N 92°17'35.83"E, 24°42'33.22"N 92°17'22.15"E, 24°42'41.17"N 92°17'9.98"E, 24°42'56.85"N 92°17'24.68"E	59.62				
15	AR Plantation at Haidam area, Lowairpoa Range under Karimganj Division	10	24°25'17.00"N 92°29'35.55"E, 24°25'9.80"N 92°29'40.64"E, 24°25'3.20"N 92°29'28.84"E, 24°25'10.05"N 92°29'23.95"E	31.66				
16	AR Plantation at Balicherra, Matijuri Range under Hailakandi Division	200	24.4934"N 92.72914"E, 24.49391"N 92.72289"E, 24.47794"N 92.72147"E, 24.4779"N 92.72667"E, 24.49251"N 92.73744"E, 24.49282"N 92.73237"E, 24.47809"N 92.72834"E, 24.47696"N 92.73452"E	386.31				
17	AR Plantation at Kalakhal, Hawaithang Range, Dholai under Cachar Division	250	24° 28'51.50"N 92°51'20.80"E, 24° 27'53.10"N 92°51'42.10"E, 24° 27'25.70"N	482.06				

			92°50'56.80"E, 24° 28'09.20"N 92°50'34.50"E					
18	AR Plantation at Mokhuwa Chapori, Sivasagar SF Beat under Sivasagar SF Division	20	27°11'55.42"N 94°39'54.34"E, 27°11'28.64"N 94°39'21.29"E, 27°11'32.00"N 94°39'18.00"E, 27°11'59.84"N 94°39'49.38"E	45.44				
19	AR Plantation at Desangchaponi (Plot-1), Desangmukh SF Beat under Sivasagar SF Division	5	27°04'49.56"N 94°32'16.41"E, 27°04'48.69"N 94°32'29.77"E, 27°04'44.27"N 94°32'29.43"E, 27°04'44.75"N 94°32'17.38"E	23.79				
20	AR Plantation at Desangchaponi (Plot-2), Desangmukh SF Beat under Sivasagar SF Division	5	27°04'36.05"N 94°32'44.80"E, 27°04'26.99"N 94°32'51.08"E, 27°04'24.41"N 94°32'47.01"E, 27°04'33.06"N 94°32'39.75"E	23.79				
21	AR Plantation at Bhanga Pathar, Helem SF Range under Sonitpur SF Division	10	26°50'02.16"N 93°25'36.82"E, 26°49'57.54"N 93°25'44.79"E, 26°49'49.90"N 93°25'45.42"E, 26°49'50.06"N 93°25'37.78"E	31.66				
22	AR Plantation at Gogamukh, Jiyadhhal RF, Gogamukh Range under	20	27°32'09.65"N 94°28'00.16"E, 27°32'20.30"N 94°27'55.29"E,	45.44				

	Lakhimpur SF Division		27°32'15.01"N 94°27'35.34"E, 27°32'04.65"N 94°27'39.19"E					
23	AR Plantation at Sissi RF, Jonai SF Range under Lakhimpur SF Division	20	27°37'10.97"N 94°41'11.08"E, 27°37'22.75"N 94°41'11.76"E, 27°37'22.54"N 94°41'32.68"E, 27°37'11.75"N 94°41'33.14"E	45.44				
24	AR Plantation at Middle Roypur, Singla RF, R. K. Nagar Range under Karimganj SF Division	5	24°39'34.65"N 92°29'31.56"E, 24°39'35.40"N 92°29'32.04"E, 24°39'31.30"N 92°29'33.07"E, 24°39'31.30"N 92°29'30.02"E	23.79				
25	AR Plantation at Sagunmari, Mahamaya RF under Parbatjhora Division	25	26°11'0.66"N 90°4'2.96"E, 26°10'47.73"N 90°4'5.05"E, 26°10'37.26"N 90°3'46.95"E, 26°10'48.37"N 90°3'41.45"E	59.62				
26	Sal Coppice Management at Rupshi Range, Atherokota RF under Parbatjhora Division	25	26°9'33.40"N 89°54'33.70"E, 26°9'14.70"N 89°54'36.80"E, 26°9'16.87"N 89°54'16.65"E, 26°9'34.90"N 89°54'21.80"E	42.91				
27	AR Plantation at Atharokhotajhar Part-I, SDF Range Basugaon	100	26°10'6.58"N 89°54'7.10"E, 26°9'16.87"N	194.82				



	under Kokrajhar SF Division		89°54'16.65"E, 26° 9'12.85"N 89°53'45.55"E, 26° 9'40.29"N 89°53'42.42"E					
28	AR Plantation at Nongjerong, Central Range under Hamren Division	50	25°42'56.12"N 92°29'13.47"E, 25°42'50.37"N 92°29'50.14"E, 25°42'37.76"N 92°29'31.64"E, 25°42'46.84"N 92°29'7.55"E	99.08				

6. Table 6: Net Present Value and Interest:ANR

S.No	ANR Target as per Working Plan for Current Year	Plantation under NPV			Others Schemes		Interest Amount to offset incremental cost of ANR	Remarks
		Physical	Location	Financial	Physical	Financial		
		(in Ha.)	(kml file)	(in lakhs)	(in Ha.)	(in lakhs)		
1	ANR Plantation at Dillighat under Dehing Patkai NP under Dibrugarh Division	20	27°08'21.42"N 95°22'04.17"E, 27°08'22.22"N 95°22'15.63"E, 27°07'56.23"N 95°22'12.03"E, 27°07'55.34"N 95°22'05.20"E	38.55				
2	ANR Plantation at Bakhavnala under Dehing Patkai NP under Dibrugarh Division	10	27°07'16.19"N 95°24'15.15"E, 27°07'21.67"N 95°24'28.16"E,	19.56				

			27°07'14.91"N 95°24'32.48"E, 27°07'08.74"N 95°24'18.81"E,					
3	ANR Plantation at Puberunbasti under Dehing Patkai NP under Dibrugarh Division	10	27°14'01.47"N 95°28'32.64"E, 27°14'01.02"N 95°28'42.30"E, 27°13'48.59"N 95°28'40.05"E, 27°13'49.62"N 95°28'30.56"E	19.56				
4	ANR Plantation at Kotha RF, Jagun Range under Digboi Division	50	27°23'7.86"N 95°51'36.40"E, 27°22'46.51"N 95°51'55.95"E, 27°22'34.25"N 95°51'39.82"E, 27°22'57.49"N 95°51'18.70"E	95.53				
5	ANR Plantation at Upper Dehing RF, West Block, Lakhipathar Range under Digboi Division	50	27°27'27.80"N 95°32'45.65"E, 27°27'5.68"N 95°32'44.03"E, 27°27'7.15"N 95°32'17.86"E, 27°27'29.36"N 95°32'19.66"E	95.53				
6	ANR Plantation at Upper Dehing RF East Block, Digboi Range under Digboi Division	50	27°28'18.66"N 95°43'14.77"E, 27°28'3.25"N 95°43'27.03"E, 27°27'48.99"N 95°43'0.81"E, 27°28'5.48"N 95°42'48.09"E	95.53				
7	ANR plantation at Kahibari RF, Rongjuli Range under	25	25° 01'08.60"N 90°54'54.40"E, 25° 01'10.40"N	48.05				

	Goalpara Division		90°54'41.50"E, 25° 01'05.70"N 90°54'43.00"E, 25° 01'07.40"N 90°54'46.40"E, 25° 01'04.60"N 90°54'45.00"E, 25° 01'39.91"N 90°54'18.22"E, 25° 01'39.91"N 90°54'18.22"E					
8	ANR Plantation at Khagen Tila, South Guwahati Range under Kamrup East Division	10	26° 1'37.24"N 91°43'18.91"E, 26° 1'34.91"N 91°43'20.35"E, 26° 1'33.52"N 91°43'7.60"E, 26° 1'36.38"N 91°43'7.79"E	19.56				
9	ANR Plantation at Naharpam, South Guwahati Range under Kamrup East Division	10	25°58'10.40"N 91°42'32.11"E, 25°58'2.08"N 91°42'28.97"E, 25°58'6.93"N 91°42'15.37"E, 25°58'14.71"N 91°42'19.42"E	19.56				
10	ANR Plantation at Kashital, Monierkhal Range, Sonai under Cachar Division	100	24°31'45.00"N 92°56'26.40"E, 24°31'45.80"N 92°56'39.90"E, 24°32'9.70"N 92°56'55.60"E, 24°32'16.30"N 92°56'34.70"E, 24°32'13.80"N 92°56'18.40"E, 24°32'1.10"N	190.49				

			92°56'11.80"E				
11	ANR Plantation at Kalamagura Guabari, Badsahitila RF, R.K. Nagar Range under SF Karimganj Division	100	24°20'10.95"N 92°25'47.06"E, 24°20'02.55"N 92°26'17.95"E, 24°19'34.59"N 92°25'59.24"E, 24°19'44.05"N 92°25'31.64"E, 24°19'47.25"N 92°25'21.94"E	190.49			

**7. Table 7: Net Present Value and Interest: Soil and Moisture Conservation works**

S.No	Soil Conservation Target as per ICFRE DPR for Current Year	Soil Conservation Structures under NPV			Others Schemes		Interest Amount to offset incremental cost of NPV	Remarks
		Physical (in Ha./Nos.)	Location (kml file)	Financial (in lakhs)	Physical (in Ha.)	Financial (in lakhs)		
1	Const. Cheak dam, Udharbond Range, Indranagar sub Beat, under Cachar Division	2 nos		30.00				
2	Const. Cheak dam, Udharbond Range, Borail WL Sanctuary, under Cachar Division	2 nos.		30.00				
3	RCC Cheak dam water harvesting structure, Oukhal, Mataikhar RF, Loharghat Range under Kamrup West Division	1 nos.		20.00				
4	Const. Of box office culvert with sluice gate facility and stone pitching, Gerakati under Eastern Assam WI Divn.	1 nos.		8.00				
5	Repairing of Donga Spilway, Donga under Eastern Assam	1 nos.		4.00				

WI Divn							
---------	--	--	--	--	--	--	--

**8. Table 8: Net Present Value and Interest: Wildlife Habitat Improvement**

S.No	Target Activities as per Integrated wildlife Management Plan for Current Year	Wildlife Activities under NPV			Others Schemes		Interest Amount to offset incremental cost of Wildlife Habitat Improvement	Remarks
		Physical	Location	Financial	Physical	Financial		
		(in Ha./ No.)	(kml file)	(in lakhs)	(in Ha./ No.)	(in lakhs)		
1	Removal of Simul, Roumari, under Eastern Assam Wildlife Division	30 ha.		22.50				
2	Removal of Panichitiki, Roumari, under Eastern Assam Wildlife Division	30 ha.		22.50				
3	1st year maintenance of earlier Habitat Management work, Mahal Camp Bansbari, Manas Tiger Project	150 ha.		60.00				
4	1st year maintenance of earlier Habitat Management work , Mahut Camp Bansbari, Manas Tiger Project	58 ha.		23.20				
5	1st year maintenance of earlier Habitat Management work , Rhino Camp Bansbari, Manas Tiger Project	16 ha.		6.40				
6	1st year maintenance of earlier Habitat Management work , Barbala area, Panbari Range, Manas Tiger Project	22 ha.		8.80				
7	1st year maintenance of earlier Habitat Management work , Tangwnmara area, Bhuyanpara Range, Manas Tiger Project	2 ha.		0.80				

8	Creation of Solar Fencing, Mainao area Plot-1, Manas Tiger Project	20 ha.		6.00				
9	Clearing of enclosure from weeds and weedy encroachment by uprooting, Under Manas Tiger Project	20 ha.		20.00				

**9. Table 9: Net Present Value and Interest: Fire Management**

S.No	Target Activities as per Integrated Fire Management Plan for Current Year	Fire Management Activities under NPV			Others Schemes		Interest Amount to offset incremental cost of Fire Management	Remarks
		Physical	Location	Financial	Physical	Financial		
	Project Name/Details	(in Ha./ No.)	(kml file)	(in lakhs)	(in Ha./ No.)	(in lakhs)		

**10. Table 10: Net Present Value and Interest: Capacity Building/ Awareness Activities**

S.No	Target Activities as per State Plan for Current Year	Activities		Others Schemes		Interest Amount to offset incremental cost of Capacity Building/Awareness Activities	Remarks
		Physical	Financial	Physical	Financial		
	Project Name/Details	(in Nos.)	(in lakhs)	(In Nos.)	(in lakhs)		

**11. Table 11: Net Present Value and Interest: Frontline Staff Quarters**

S.No	Target Activities as per State Plan for Current Year	Activities	Others Schemes	Interest Amount to offset incremental cost of Capacity Building/Awareness Activities	Remarks

	<b>Project Name/Details</b>	<b>Physical</b>	<b>Financial</b>	<b>Physical</b>	<b>Financial</b>		
		(in Nos.)	(in lakhs)	(In Nos.)	(in lakhs)		
1	Forester Qtr at Borhat Range under Sivasagar Division	1	37.28				
2	Const. of country Boat at Pandehing WL Sanctrury under Digboi Division	4	4.00				
3	Range officer Qtr at Soraipung Range, DPNP under Digboi Division	1	68.52				
4	Cosnt. Of Canopy bridge over Railway track at Mariani under Jothat Division	3	50.00				
5	Forester Qtr at Kumurakata, Lanka Range under Nagaon South Division	1	37.28				
6	Assam type Barrack at Nakhuti, Lanka Range under Nagaon South Division	1	45.06				
7	Assam Type Barrack at Pabha RF, Salmona Beat under Lakhimpur DEivision	1	45.06				
8	Const of 400 RM Bounary wall at Borgang Range under Sonitpur East Divison	400 RM	38.00				
9	Forest Guard Qtr at Duwangbari, Balipara RF under Sonitpur West Division	1	35.16				
10	Forest Guard Qtr at Lakhipur Range under Goalpara Division	1	35.16				
11	Deputy Range Officer Qtr Kulsi Range under Badarpur RF under Kamrup West Division	1	37.28				
12	Assam Type Barrack at Panjabari under Guwahati Range under Kamrup East Division	1	45.06				
13	Costruction Of Boundary wall at Matijuri under Hailakandi Division	500 RM	75.00				
14	Range office at Nalbari SF Range under Nalbari SF Division	1	49.82				
15	Range Officer Qtr at Kalamati Range under Western Assam Wildlife Division	1	68.52				



16	Anti Poaching Camp at Suvnalah area under Tinsukia Wildlife Division	1	36.86				
17	Anti Poaching Camp at Laika under Tinsukia Wildlife Division	1	36.86				
18	Assam Type Barrack at Guijan Saikhowa under Tinsukia Wildlife Division	1	45.06				
19	Range Office at Chakrasila WLs under Kokrajhar WL Division	1	49.82				
20	Anti Poaching Camp at Ghoguwa under Guwahati WL Division	1	36.86				
21	Const. of Country Boat under Guwahati WL Division	6	4.50				
22	Purchase of speed boat at Burahchapori WL under Nagaon WL Division	2	30.00				
23	Forester Qtr at Eastern Range, Gamiri under Biswanath WL Division	1	37.28				
24	Anti Poaching Camp at Sardar Chapori under Mangaldoi WL Division	1	36.86				
25	Anti Poaching Camp at Biskhuti Chapori under Mangaldoi WL Division	1	36.86				
26	Const. of Boundary Wall at Assam Forest Guard School, Makum	220 RM	20.00				
27	Anti Poaching Camp at Ride no.5, Eastern Range, Athiabari under Raimona National Park under Kachugaon Division	1	36.86				

12. Table 12: Net Present Value and Interest: Casual Labours

S.No	Target Activities as per State Plan for Current Year Project Name/Details	Activities		Others Schemes		Interest Amount to offset incremental cost of Casual Labours	Remarks
		Physical (in Nos.)	Financial (in lakhs)	Physical (In Nos.)	Financial (in lakhs)		



13. Table 13: Net Present Value and interest: Hiring of Vehicles

S.No	Target Activities as per State Plan for Current Year	Activities		Others Schemes		Interest Amount to offset incremental cost of Hiring of Vehicles	Remarks
		Physical (in Nos.)	Financial (in lakhs)	Physical (In Nos.)	Financial (in lakhs)		
	Project Name/Details						

14. Table 14: Net Present Value and interest: Other Activities

S.No	Target Activities as per State Plan for Current Year	Activities		Others Schemes		Interest Amount to offset incremental cost of Other Activities	Remarks
		Physical (in Nos.)	Financial (in lakhs)	Physical (In Nos.)	Financial (in lakhs)		
	Project Name/Details						

15. Table 15: Net Present Value and interest: Overhead Expenditure

S.No	Target Activities as per State Plan for Current Year	Activities		Others Schemes		Interest Amount to offset incremental cost of Overhead Expenditure	Remarks
		Physical (in Nos.)	Financial (in lakhs)	Physical (In Nos.)	Financial (in lakhs)		
	Project Name/Details						

## ANNEXURE IV

## DETAILS OF FINANCIAL OUTLAY FOR INTEGRATED APOs

## Physical Activities and Financial Targets under APOs of CSS, State Plan, CAMPA &amp; any other scheme (2022-23)

S. No	Activities	CAMPA		CSS (Centrally Sponsored Schemes)		External Aided Management Project		State Plan		Any other scheme	
		Physical Area in ha.	Financial Rs.in crores	Physical Area in ha.	Financial Rs.in crores	Physical Area in ha.	Financial Rs.in crores	Physical Area in ha.	Financial Rs.in crores	Physical Area in ha.	Financial Rs.in crores
1.	Fire Prevention and control operations	0	0								
2.	Wildlife Management				0.04				0.64		
	Grassland Management 20 ha.		0.25								
3.	Forest Protection	0	0								
4.	Project Tiger				0.27						
5.	Project Elephant				0.11						
6.	Green India Mission										
7.	Forest Infrastructure	16 Nos.	7.63								
8.	Vehicles										
9.	Office Establishment		0.85								
10.	Hiring of buildings										
11.	Any other item Specify: Soil Moisture Conservation	4 Nos.	0.76								
	CA										

**DETAILS OF FINANCIAL OUTLAY FOR INTEGRATED APOs**

**Physical Activities and Financial Targets under APOs of CSS, State Plan, CAMPA & any other scheme**

**2023-24\* expected**

S. No	Activities	CAMPA		CSS (Centrally Sponsored Schemes)		External Aided Project		State Plan		Any other scheme	
		Physical	Financial	Physical	Financial	Physical	Financial	Physical	Financial	Physical	Financial
		Area in ha.	Rs.in crores	Area in ha.	Rs.in crores	Area in ha.	Rs.in crores	Area in ha.	Rs.in crores	Area in ha.	Rs.in crores
1.	Fire Prevention and control operations										
2.	Integrated Wildlife Management	Habitat Management 348 ha.	1.70		0.03				0.11		
3.	Forest Protection				0.0045						
4.	Project Tiger				0.25						
5.	Project Elephant				0.10						
6.	Green India Mission										
7.	Forest Infrastructure	----	12.03								
8.	Vehicles	100	14.00								
9.	Office Establishment		2.00								
10.	Hiring of buildings										
11.	Any other item Specify: Soil Moisture Conservation	7 Nos.	0.92								

# ANNUAL PLAN OF OPERATION FOR THE YEAR 2023-24



FOR VARIOUS WORKS UNDER  
**ASSAM COMPENSATORY AFFORESTATION FUND MANAGEMENT  
AND PLANNING AUTHORITY  
(ASSAM CAMPA)**



**FOREST DEPARTMENT  
GOVERNMENT OF ASSAM**



## INDEX

Sl. No.	TITLE	PAGE NO.
<b>1</b>	<b>Part-I: BRIEF HISTORY AND PAST PERFORMANCE</b>	
a	Brief description of forests and forestry sector in the State.	<b>4-5</b>
b	Compensatory Afforestation, other forestry and related schemes (physical and financial) including catchment area treatment, wildlife management and community development works and activities carried out therein in the State in last five years from the State Fund, in tabular form.	<b>5-7</b>
c	Forestry and other related schemes (physical and financial) and activities carried out therein in the state in previous years from the fund received under other schemes of the Government.	<b>8-37</b>
d	Year-wise total forest area diverted in the various forest divisions of Assam since 1980	<b>38-42</b>
e	Year-wise total compensatory afforestation carried out in the State since 1980	<b>42-43</b>
f	Brief description and abstract of the monitoring work done by the Monitoring and Evaluation Wing of the State Forest Department.	<b>44</b>
g	Brief description and abstract of the monitoring work done by the independent monitor (Third Party monitoring) in the State.	<b>44</b>
<b>2</b>	<b>Part-II: ACTIVITIES TO BE UNDERTAKEN FOR COMPENSATORY AFFORESTATION AS PER SITE-SPECIFIC SCHEMES SUBMITTED BY THE STATE ALONG WITH THE APPROVED PROPOSALS FOR DIVERSION OF FOREST LAND UNDER THE FOREST (CONSERVATION) ACT, 1980</b>	
a	Forest division-wise details of new compensatory afforestation to be done as per the conditions imposed under forest clearance granted by the Central Government under the Forest (Conservation) Act, 1980.	<b>45</b>
b	Location and estimated cost of each activity proposed to be executed from State Fund.	<b>45</b>
	Implementation schedule for plantation and nurseries.	<b>46</b>
c	Details of maintenance works in physical and financial terms proposed to be undertaken during 2020-21 in the case of compensatory afforestation work undertaken in previous years, which need maintenance for its survival and sustainability.	<b>47</b>

<b>3</b>	<b>Part-III: ACTIVITIES TO BE UNDERTAKEN FROM NET PRESENT VALUE AND INTEREST COMPONENT REFERRED IN RULE 5 AND RULE 6:</b>	
a	Forest division wise details of activities to be done in the State on specified activities referred to in rule 5 and rule 6.	<b>48</b>
b	Location and estimated cost and implementation schedule of each activity proposed to be executed from State Fund to be provided district / division wise.	<b>48-87</b>
c	Details of maintenance works in physical and financial terms, proposed to be undertaken during 2020-21 in the case of activities undertaken in previous years which needs maintenance for its survival and sustainability.	<b>88-89</b>
<b>4</b>	<b>PART-IV: MEASURABLE OUTPUT OF ALL PHYSICAL ACTIVITIES AND TARGETS OF EACH PERMISSIBLE ACTIVITY ALONG WITH THE PERIOD REQUIRED FOR ACHIEVING THE MEASURABLE OUTPUT</b>	
a	Physical and financial targets of each activity to be undertaken in measurable quantity along with the estimated cost of such activities in tabular form including details provided in part II and part III.	<b>90-93</b>
b	Measurable output of all physical activities to be undertaken along with the period required for achieving the measurable output.	<b>93-94</b>
c	Details of the concurrent monitoring and evaluation report including third party monitoring undertaken in past with photographs.	<b>94-95</b>
<b>5</b>	<b>ANNEXURES</b>	
a	Estimate of Biodiversity Park	<b>I</b>
b	Estimates of proposed infrastructures (buildings for frontline staff, Bridge, Soil moisture Conservation works etc	<b>II</b>
c	Current Wage Rate as notified by Govt. of Assam	<b>III</b>



## PART-I BRIEF HISTORY AND PAST PERFORMANCE

### (a) Brief description of forests and forestry sector in Assam

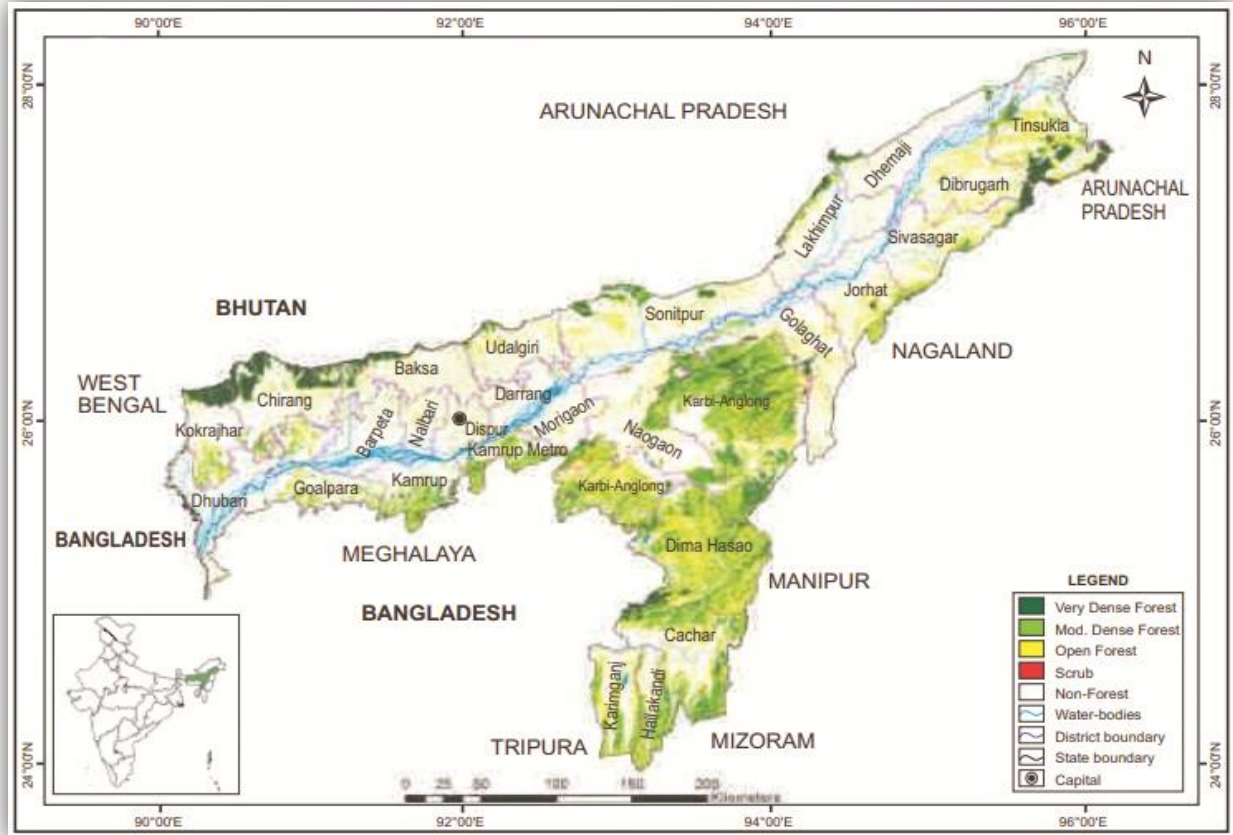
The state of Assam is located in the north-eastern region of India, has an area of 78,438 Sq. Km., 2.39% of the total geographical area of the country, and has sub-tropical climate. The state can be divided into three physiographic regions, viz. Brahmaputra valley, Central Assam Hills and Barak valley.

- ***Brahmaputra River Valley*** is the northern part of Assam (Covering the north eastern end, central Assam and the western end). The floodplains of the Brahmaputra river covers nearly 72% of the State, bestowing the land with immensely fertile land. Spreading its rich alluvial plains across the length and breadth of Assam, the river makes the State ideal for agriculture as well as forest growth.
- South of the approximate centre of the State lie the ***Dima Hasao and Karbi Anglong districts*** which are separated from the upper valley by a range of hills. The two districts have autonomous councils and are administratively structured to be relatively more independent of the State and central machinery. Earlier known as the North Cachar Hills, they separate the Brahmaputra river valley of the State from the Barak Valley.
- Named after the Barak River, the ***Barak Valley*** comprises the three southern most districts of Assam. The geography of the valley lends itself to annual flooding, making it both fertile as well presenting a significant risk to life.

Assam is one of the biodiversity-rich areas in the world consisting of tropical rainforests, deciduous forests, riverine grasslands, bamboo orchards and numerous wetland eco systems. Forest Survey of India has mapped forest types/sub types in the country with reference to Champion and Seth classification using satellite data. As per this assessment, Assam has 18 forest sub-types belonging to five forest type groups:

- **Tropical Wet Evergreen.**
- **Tropical Semi Evergreen.**
- **Tropical Moist Deciduous.**
- **Tropical Dry Deciduous.**
- **Sub-Tropical Pine Forests.**





Assam state has 28,312 sq. km total forest cover as per ISFR, 2021 which is 36.09% of its geographical area, comprising 3,017 sq. km very dense forest, 9,991 sq. km moderately dense forest and 15,304 sq. km open forest. Out of total forest cover- 20,003 sq. km. is inside recorded forest area and 8,309 sq. km is outside recorded forest area.

**(b) Compensatory afforestation, other forestry and related schemes (physical and financial) including catchment area treatment, wildlife management and community development works and activities carried out therein in the State in last five years from the State Fund, in tabular form.**

The funds under State CAMPA, Assam received from the Government of India were utilized as per the guidelines of CAMPA. But, after notification of Compensatory Afforestation Fund Act, 2016 and Compensatory Afforestation Fund Rules, 2018, the Annual Plan of Operation's are prepared as per

the rules. In the last five years (2018-19 to 2022-23), State CAMPA, Assam has undertaken various activities which are mentioned in the following table:

Sl. No.	Item of works	Physical (In Ha./Nos.)	Financial (In Lakhs)
1	Site Specific Plantation (CA)	1804.71	2612.52
2	1.5 Ha. Nursery	1 Nos.	1747.62
3	Aided Natural Regeneration	1687.68 Ha.	1076.57
4	Afforestation	5631 Ha	8105.75
5	Sal Coppice Management	485 Ha.	592.04
6	Apurugiya Brikhya Plantation	40 Ha. (8 units)	365.55
7	Infrastructure Development	Buildings for Frontline Staffs, Watch Towers, Forest Roads etc.	1293.59
8	Monitoring & Overhead	---	57.62
9	Capacity Development	---	114.41
10	Publicity & Awareness	---	160.78
11	Amenities to staff etc.	---	108.58
12	Man Animal Conflict Management other than ex-gratia & ICT	---	34.35
13	Soil Moisture Conservation	---	219.68
14	Establishment of Bio-diversity Parks	---	441.12
15	Development of Medicinal Plants	---	26.20
16	In-situ conservation of indigenous Orchids and ex-situ Conservation of indigenous araceae family in Assam	---	12.70
17	Habitat Management in protected areas	---	300.52
18	Payment of casual workers	---	30.00

19	Procurement of Mobile Phones Procurement of Solar Lights	190 Nos. 31 Nos.	53.48
20	Development of CAMPA Tracker software		23.36
21	Purchase of GPS Sets	22	4.26
22	Wood Balance Study		6.50
23	Establishment of Animal Rescue Centre and veterinary facility for rescued wild animals.	---	1.00
24	Construction of cages for rescue & transportation of Wild animals	---	
25	Financial assistance for for updation of 26 Zilla Parishad PBRs (People Biodiversity Register)	---	24.00
<b>TOTAL</b>			<b>17412.20</b>



(c) Forestry and other related schemes (physical and financial) and activities carried out therein in the state in previous years from the fund received under other schemes of the Government.

**2020-21**

**Sector: Forestry & Wildlife**

Sl. No.	Name of the Scheme	Name of Wing	Actual Budget Allocation during 2020-21	SD Amount (Approved by Legislative Assembly)/CF	Total Allocation (5+6)	FS issued amount	FOC issued amount
1	2	3	5	6	7	8	9
<b>A</b>							
1	Social Forestry (General)	SF	96.90	89.89	186.79	167.70	97.40
2	Rehabilitation of Degraded Forests		0.01		0.01		
3	Bio-diversity Board (Salary)	ASSB	20.34		20.34	19.77	19.77
4	Bio-diversity Board (Non-Salary)	ASSB	47.50		47.50		
5	Special Rhino Protection Force (Salary )	WL	319.89	108.44	428.33	319.89	319.89
6	Raising People's Nurseries/ Plantation of Medicinal & Aromatic Plants	SF	0.01		0.01		
7	Greening of Greater Guwahati	SF	77.04	9.99	87.03	87.03	19.80
8	Reducing Man Animal Conflict	WL	992.75		992.75	853.51	374.04
9	Assam Forest School (Training of Staff) (Re-appropriation required from 07 to 03 head)	REWP	190.00	0.01	190.01		
10	Forest Research	REWP	0.01	103.39	103.40		
11	Forest Publicity	WL, SF, UAZ & LAZ	47.50		47.50	7.00	2.00
12	Development of Forest Village	UAZ & LAZ	0.01		0.01		

13	Amenities to Staff and Labour	WL, SF, UAZ, LAZ & REWP	142.50		142.50	98.48411	54.57
14	Development of National Parks and Wildlife Sanctuaries	WL	95.00		95.00	80.42	19.79
15	Development of Other Wildlife Areas	WL	95.00		95.00	28.85	
16	Working Plan Organisation	REWP	0.01		0.01		
17	Forest Protection Force	Bn	95.00		95.00	86.49	44.99
18	Modernization of Assam State Zoo	WL	279.02		279.02	253.93	98.03
19	Rehabilitation of Dadhia & Laikia Village under Dibru-Saikhowa National Park (WL)	WL	0.01		0.01		
20	Communication for General Areas Roads & Bridges	WL, SF, UAZ, LAZ & REWP	112.10		112.10	107.59	51.17
21	Building for General Areas	WL, SF, UAZ, LAZ & REWP	95.00		95.00	94.43	58.94
22	Dir. Forest Building	PCCF	0.01		0.01		
23	Assam Climate Change Management Society	ASSB	0.01		0.01		
24	Timber Treatment Seasoning Plant	REWP	0.01		0.01		
25	Forest School Kajalgaon		234.18		234.18		
26	Interpretation Centre Cum Museum at Manas & Digboi	WL	950.00	200.00	1150.00	1150.00	467.10
27	Road Side Plantation of National Highways	SF	47.50		47.50		
28	Assam State Wetland Authority	Wetland	4.75		4.75	4.75	1.35
29	Deepor Beel Conservation & Development Society	Wetland	9.50		9.50	9.50	

30	Deployment of Modern Technology & Communication System for Forestry & Wildlife Conservation & Management	REWP	95.00		95.00	54.05	
31	Air & Water Pollution Control Board	PCB	0.01		0.01		
32	Global Green Gathering		47.50		47.50		
33	Flood Damage Restoration		0.01		0.01		
34	Tribal Sub Plan	SF	100.01		100.01		
35	Schedule Caste Component Plan	SF	200.01		200.01		
36	Animal Rescue Center at Silchar	WL	950.00		950.00		
	<b>TOTAL OF SOPD (A)</b>		<b>5344.10</b>	<b>511.72</b>	<b>5855.82</b>	<b>3423.44</b>	<b>1628.91</b>
<b>B</b>	<b>EAP</b>						
37	EAP- Assam Project on Forest & Bio-diversity Conservation Society (APFBC) (CS)	APFBC	2848.00	3508.80	6356.80	6356.80	2797.80
38	EAP- Assam Project on Forest & Bio-diversity Conservation Society (APFBC) (SS)	APFBC	712.00	877.20	1589.20	1589.20	595.56
39	EAP- Capacity Building for Forest Management & Training of Personal (JICA) (CS)	REWP	0.01		0.01		
40	EAP- Capacity Building for Forest Management & Training of Personal (JICA) (SS)	REWP	4.40		4.40	4.40	4.40
	<b>TOTAL OF EAP (B)</b>		<b>3564.41</b>	<b>4386.00</b>	<b>7950.41</b>	<b>7950.40</b>	<b>3397.76</b>
<b>C</b>	<b>CSS</b>						
38	National Afforestation Programme (CS)	SF	52.00		52.00		
	National Afforestation Programme (SS)	SF	4.96		4.96		

39	Forest Fire Prevention & Management (CS)	LAZ & Sixth Schedule Areas	0.01		0.01		
	Forest Fire Prevention & Management (SS)	LAZ & Sixth Schedule Areas	0.01		0.01		
40	National River Conservation (CS)	UAZ, LAZ	0.01		0.01		
	National River Conservation (SS)	UAZ, LAZ	0.01		0.01		
41	Project Elephant (CS)	WL	316.00		316.00		
	Project Elephant SCSP (CS)	WL					
	Project Elephant (SS)	WL	30.10		30.10		
	Project Elephant SCSP (SS)	WL					
42	Management Action Plan Biosphere Reserve Manas & Dibru-Saikhowa (CS)	WL	192.49		192.49		
	Manas						
	Dibru-Saikhowa					92.77	92.77
	Management Action Plan Biosphere Reserve Manas & Dibru-Saikhowa (SS)	WL	18.28		18.28		
	Manas						
	Dibru-Saikhowa					9.277	9.27
43	Project Tiger (CS)	WL	1980.00	1506.31	3486.31		
	Kaziranga					1732.81	1415.51



	Orang					279.18	279.18
	Manas					418.22	418.22
	Nameri					94.63	94.63
	Project Tiger (SS)	WL	169.12	245.36	414.48		
	Kaziranga					173.27	141.54
	Orang					27.91	27.91
	Manas					41.82	41.82
	Nameri					12.66	12.66
44	Integrated Development of Wildlife Habitat (CS)	WL	270.09		270.09		
	Integrated Development of Wildlife Habitat (SS)	WL	25.65		25.65		

45	National Bamboo Mission (CS)		0.01		0.01		
	National Bamboo Mission (SS)		0.01		0.01		
46	CAMPA (CS)	CAMPA	25236.33	-16402.33	8834.00	8834.00	8834.00
	<b>TOTAL OF CSS (C)</b>		<b>28295.08</b>		<b>13644.42</b>	<b>11716.56</b>	<b>11367.53</b>
	<b>TOTAL OF SOPD (A)+EAP (B)+ CSS (C)</b>		<b>37203.59</b>		<b>27450.65</b>	<b>23090.39</b>	<b>16394.19</b>

## 2021-22

Sl. No.	Name of the Scheme	Name of Wing	Budget Allocation during 2020-21	Committed liabilities	Budget Proposed	Actual Budget Allocation during 2021-22	SD Amount Proposed	SD Amount (Approved by Legislative Assembly)/ CF	Total Allocation (6+8)	AA issued amount	FS issued amount	FOC issued amount
1	2	3		5		6	7	8	9	10	11	12
<b>A</b>												
1	Working Plan Organisation	REWP	0.01	-	100.00	80.00	-	0.00	80.00		0.00	0.00
2	Amenities to Staff and Labour	LAZ, UAZ, WL, SF & REWP	142.50	43.91	326.85	160.00	471.55	471.55	631.55		43.48	0.00
3	New Arms and Ammunitions	WL	-	-	162.50	130.00	-	0.00	130.00		0.00	0.00

4	Deployment of Modern Technology & Communication System for Forestry & Wildlife Conservation & Management	REWP	95.00	56.43	95.00	76.00	-	0.00	76.00		56.43	56.43
5	Central Control Room Project		0.00	0.00	0.00	0.00	400.00	0.01	0.01		0.00	0.00
6	Social Forestry (General)	SF	96.90	70.30	385.00	308.00	-	0.00	308.00		71.74	70.29
7	Raising People's Nurseries/ Plantation of Medicinal & Aromatic Plants	SF	0.01	-	220.00	80.00	-	0.00	80.00		0.00	0.00

8	Greening of Greater Guwahati City	SF	77.04	67.22	412.78	330.22	-	0.00	330.22		67.22	0.00
9	Rehabilitation of Degraded Forests		0.01	-	430.00	0.01	139.85	0.00	0.01		0.00	0.00
10	Road Side Plantation of National Highways	SF	47.50	-	52.25	41.80	-	0.00	41.80		0.00	0.00
11	Reducing Man Animal Conflict	WL	992.75	479.47	1500.00	400.00	80.42	0.00	400.00		246.76	0.00
12	Flood Damage Restoration		0.01	-	0.01	0.01	-	0.00	0.01		0.00	0.00
13	Bio-diversity Board (Salary)	ASBB	20.34	-	22.83	18.26	3.55	3.55	21.81		21.80	21.80
14	Bio-diversity Board (Non-Salary)	ASBB	47.50	-	52.00	41.60	-	0.00	41.60		41.60	41.60
15	Assam Climate	ACCMS	0.01	-	24.84	19.87	-	0.00	19.87		19.87	19.87

	Change Management Society											
16	Assam Climate Change Management Society	ACCMS		-	393.89	80.00	-	0.00	80.00		80.00	80.00
17	Schedule Caste Component Plan	SF	200.01	-	275.00	0.01	-	0.00	0.01		0.00	0.00
18	Tribal Sub Plan	SF	100.01	-	132.00	105.60	-	0.00	105.60		0.00	0.00
19	Development of Forest Village	LAZ & UAZ	0.01	76.65	135.00	108.00	-	0.00	108.00		40.61	9.24
20	Timber Treatment Seasoning Plant	REWP	0.01	-	53.35	42.68	-	0.00	42.68		0.00	0.00
21	Forest Publicity		47.50	5.00	45.00	8.00	19.70	19.70	27.70		5.00	0.00
22	Global Green Gathering	ACCMS	47.50	-	50.00	40.00	-	0.00	40.00		40.00	40.00
23	Air & Water Pollution Control Board		0.01	-	0.01	0.01	-	0.00	0.01		0.00	0.00

24	Development of Other Wildlife Areas	WL	95.00	28.86	200.00	80.00	-	0.00	80.00		61.97	0.00
25	Development of National Parks and Wildlife Sanctuaries	WL	95.00	60.63	5148.69	800.00	-	0.00	800.00		60.56	44.17
26	Rehabilitation of Dadhia & Laika Village under Dibru-Saikhowa National Park (WL)	WL	0.01	-	121.50	97.20	-	0.00	97.20		0.00	0.00
27	Deepor Beel Conservation & Development Society	Wetland	9.50	-	10.80	8.64	-	0.00	8.64		0.00	0.00
28	Deepor Beel Conservation & Development Society	Wetland		5.65	14.20	11.36	-	0.00	11.36		11.36	7.45

	(non-salary)											
29	Rhino Anti-Poaching Task Force	WL	319.89	-	0.00	255.20	55.00	55.00	310.20		310.20	310.20
30	Rhino Anti-Poaching Task Force (Arrear)	WL		-	0.00	0.01	108.43	0.00	0.01		0.00	0.00

31	Assam State Wetland Authority	Wetland	4.75	-	4.80	3.84	-	0.00	3.84		3.54	3.54868
32	Assam State Wetland Authority	Wetland		-	7.20	5.76	-	0.00	5.76		5.76	2.60

33	Forest Research	REWP	0.01	30.27	61.83	49.46	-	0.00	49.46		22.43	22.43
34	Forest School Kajalgaon		234.18	-	-	0.00	-	0.00	0.00		0.00	0.00
35	Assam Forest School (Training of Staff)	REWP	190.00	-	40.00	32.00	-	0.00	32.00		0.00	0.00
36	Assam Forest School (Training of Staff)	REWP		169.34	169.34	135.47	-	0.00	135.47		83.51	0.00
37	Building for General Areas	LAZ, UAZ, WL, SF & REWP	95.00	35.49	533.91	120.00	863.84	200.00	320.00		60.73	60.73



38	Interpretation Centre Cum Museum at Manas & Digboi	WL	950.00	-	1880.00	640.00	-	0.00	640.00		640.00	640.00
39	Dir. Forest Building		0.01	-	0.01	0.01	-	0.00	0.01		0.00	0.00
40	Communication for General Areas Roads & Bridges	LAZ, UAZ & WL	112.10	56.42	388.00	80.00	423.54	0.00	80.00		37.49	30.84
41	Forest Protection Force	AFPF	95.00	41.49	155.00	124.00	-	0.00	124.00		41.48	41.48
42	Modernization of Assam State Zoo	WL	279.02	155.90	700.00	240.00	-	0.00	240.00		98.03	98.03
43	Cachar Wildlife Safari Centre	WL	950.00	-	500.00	160.00	-	0.00	160.00		0.00	0.00
44	Institute for Wildlife Health & Research at Dinjan	WL		-	600.00	0.01	600.00	100.00	100.01		0.00	0.00
	<b>TOTAL OF SOPD (A)</b>		<b>5344.10</b>	<b>1383.03</b>	<b>15403.59</b>	<b>4913.03</b>	<b>3165.88</b>	<b>849.81</b>	<b>5762.84</b>		<b>2171.66</b>	<b>1600.78</b>

B	EAP											
45	EAP- Assam Project on Forest & Bio-diversity Conservation Society (APFBC) (CS)	APFBC	2848.00	-	14393.60	4572.00	0.00	0.00	4572.00		4572.00	4572.00
	EAP- Assam Project on Forest & Bio-diversity Conservation Society (APFBC) (SS)	APFBC	712.00	-	3598.40	1152.00	0.00	0.00	1152.00		1152.00	1152.00
46	EAP- Capacity Building for Forest Management & Training of Personnel (JICA) (CS)	REWP	0.01	-	0.01	0.01	-	0.00	0.01		0.00	0.00

47	EAP- Capacity Building for Forest Managem ent & Training of Personal (JICA) (SS)	REWP	4.40	1.10	1.10	0.79	0.31	0.00	0.79		0.00	0.00
<b>TOTAL OF EAP (B)</b>			<b>3564.41</b>	<b>1.10</b>	<b>17993.11</b>	<b>5724.80</b>		<b>0.00</b>	<b>5724.80</b>		<b>5724.00</b>	<b>5724.00</b>
<b>C</b>	<b>CSS</b>											
47	National Afforestati on Programme (CS)	SF	52.00	-	75.68	61.30	-	0.00	61.30		0.00	0.00
	National Afforestati on Programme (SS)	SF	4.96	-	9.02	6.50	-	0.00	6.50		0.00	0.00
48	Forest Fire Prevention & Managem ent (CS)	LAZ & Sixth Schedu le Areas	0.01	-	0.00	0.00	-	0.00	0.00		0.00	0.00
	Forest Fire Prevention & Managem ent (SS)	LAZ & Sixth Schedu le Areas	0.01	-	0.00	0.00	-	0.00	0.00		0.00	0.00

49	National River Conservation (CS)	LAZ & UAZ	0.01	-	27.22	22.05	-	0.00	22.05		0.00	0.00
	National River Conservation (SS)	LAZ & UAZ	0.01	-	3.02	2.18	-	0.00	2.18		0.00	0.00
50	Project Elephant (CS)	WL	316.00	-	160.13	129.71	86.29	86.29	216.00		162.00	162.00
	Project Elephant SCSP (CS)	WL		-	0.00	0.00	-	0.00	0.00		0.00	0.00
	Project Elephant (SS)	WL	30.10	-	16.01	11.53	12.47	12.47	24.00		16.20	16.20
	Project Elephant SCSP (SS)	WL		-	0.00	-	-	-			0.00	0.00
51	Management Action Plan Biosphere Reserve Manas & Dibru-Saikhowa (CS)	WL	192.49	-	100.00	81.00	-	0.00	81.00		0.00	0.00
	Manas			-	0.00	-	-	-			0.00	0.00

	Dibru-Saikhowa			-	0.00	-	-	-			0.00	0.00
	Management Action Plan Biosphere Reserve Manas & Dibru-Saikhowa (SS)	WL	18.28	-	10.00	7.20	-	0.00	7.20		0.00	0.00
	Manas			-	0.00	-	-	-			0.00	0.00
	Dibru-Saikhowa			-	0.00	-	-	-			0.00	0.00
52	Project Tiger (CS)	WL	1980.00	-	1895.00	1534.95	594.01	594.01	2128.96			
	Kaziranga			-	-	-	-	-			1321.95	1321.95
	Orang			-	-	-	-	-			204.90	204.90
	Manas			-	-	-	-	-			302.05	302.05
	Nameri			-	-	-	-	-			97.62	97.62
	Project Tiger (SS)	WL	169.12	-	189.50	136.44	100.39	100.39	236.83			
	Kaziranga			-	-	-	-	-			96.61	96.61
	Orang			-	-	-	-	-			20.49	20.49

	Manas			-	-	-	-	-			30.20	30.20
	Nameri			-	-	-	-	-			9.76	9.76
53	Integrated Development of Wildlife Habitat (CS)	WL	270.09	-	100.00	81.00	-	0.00	81.00		0.00	0.00
	Integrated Development of Wildlife Habitat (SS)	WL	5.65	-	10.00	7.20	-	0.00	7.20		0.00	0.00
54	CAMPA (CS)	CAMP A	25236.33	-	9767.62	7911.77	1056.23	1056.23	8968.00		7911.77	7911.77
	<b>TOTAL OF CSS (C)</b>		<b>28295.06</b>	<b>0.00</b>	<b>12363.20</b>	<b>9992.83</b>		<b>1849.39</b>	<b>11842.22</b>		<b>10173.56</b>	<b>10173.56</b>
	<b>TOTAL OF SOPD (A)+EAP (B)+ CSS (C)</b>		<b>37203.57</b>	<b>1384.13</b>	<b>45759.90</b>	<b>20630.66</b>		<b>2699.20</b>	<b>23329.86</b>		<b>18069.23</b>	<b>17498.35</b>

2022-23

Sector: Forestry &  
Wildlife

Sl. No	Name of the Scheme	Name of Wing	Budget Allocation during 2021-22	Committed liabilities	Original Budget Allocation during 2022-23	SD Amount Proposed	SD Amount (Approved by Legislative Assembly)/CF	Total Allocation (6+8)	AA issued amount	FS issued amount	FOC issued amount
1	2	3		5	6	7	8	9	10	11	12
A	SOPD										
1	Working Plan Organisation	REWP	80.00		38.00						
2	Remuneration to the Gaonburah under Forest Villages: Dayang, Tengani and other Forest villages				285.00						
3	Amenities to Staff and Labour	LAZ, UAZ, WL, SF & REWP	631.55	53.76	152.00					4.82	
4	New Arms and Ammunitions	WL	130.00		95.00						

5	Deployment of Modern Technology & Communication System for Forestry & Wildlife Conservation & Management	REWP	76.00		28.50						
6	Central Control Room Project	PCCF & HoFF	0.01		47.50						
7	Social Forestry (General)	SF	308.00	1.44	142.50						
8	Raising People's Nurseries/ Plantation of Medicinal & Aromatic Plants	SF	80.00		71.25					44.25	
9	Greening of Greater Guwahati City	SF	330.22	67.22	313.70					49.10	
10	Rehabilitation of Degraded Forests		0.01		0.01						
11	Road Side Plantation of National Highways	SF	41.80		38.00						



12	Reducing Man Animal Conflict	WL	400.00	517.19	380.00						
13	Flood Damage Restoration		0.01		0.00						
14	Bio-diversity Board (Salary)	ASBB	21.81		23.78						
15	Bio-diversity Board (Non-Salary)	ASBB	41.60		40.40						
16	Assam Climate Change Management Society	ACCMS	19.87		23.03						
17	Assam Climate Change Management Society	ACCMS	80.00		76.00						
18	Assam Agro Forestry Development Board (Salary)	SF	0.00		200.00						
19	Assam Agro Forestry Development Board (Non Salary)	SF	0.00		800.00						
20	Schedule Caste Component Plan	SF	0.01		0.01						
21	Tribal Sub Plan	SF	105.60		0.01						

22	Development of Forest Village	LAZ & UAZ	108.00	40.61	95.00					6.77	
23	Timber Treatment Seasoning Plant	REWP	42.68		19.00						
24	Forest Publicity		27.70	25.68	28.50					8.18	
25	Global Green Gathering	ACCMS	40.00		38.00						
26	Air & Water Pollution Control Board		0.01		0.00						
27	Development of Other Wildlife Areas	WL	80.00	74.78	95.00					38.52	
28	Development of National Parks and Wildlife Sanctuaries	WL	800.00	12.37	5508.00					12.37	
29	Land acquisition refund to NHIDCL		0.00		3600.00						
30	Rehabilitation of Dadhia & Laika Village under Dibru-Saikhowa National Park (WL)	WL	97.20		92.34						

31	Deepor Beel Conservation & Development Society (Salary)	Wetland	8.64		6.27						
32	Deepor Beel Conservation & Development Society (non-salary)	Wetland	11.36	1.78	12.64					1.78	
33	Rhino Anti-Poaching Task Force	WL	310.20		285.00						
34	Rhino Anti-Poaching Task Force (Arrear)	WL	0.01		103.01						
35	Assam State Wetland Authority (Salary)	Wetland	3.84		3.99						
36	Assam State Wetland Authority (non-salary)	Wetland	5.76	1.41	16.15					1.41600	
37	Forest Research	REWP	49.46	22.43	100.00						
38	Forest School Kajalgaon		0.00		190.00						
39	Assam Forest School (Training of	REWP	32.00		28.50						

	Staff) - Uniform										
40	Assam Forest School (Training of Staff) -Training	REWP	135.47	83.51	123.50					22.91	
41	Building for General Areas	LAZ, UAZ, WL, SF & REWP	320.00	36.86542	266.00					12.56	
42	Interpretation Centre Cum Museum at Manas & Digboi	WL	640.00		760.00					213.16	
43	Dir. Forest Building		0.01		0.01						
44	Communicatio n for General Areas Roads & Bridges	LAZ, UAZ & WL	80.00	19.75	76.00					12.05	
45	Forest Protection Force	AFPF	124.00		114.00						
46	Modernization of Assam State Zoo	WL	240.00	96.71	190.00					92.60	
47	Cachar Wildlife Safari Centre	WL	160.00		190.00					7.15	
48	Institute for Wildlife Health & Research at	WL	100.01		95.00						

	Dinjan										
49	Dibrugarh Animal Safari cum Rescue Centre	WL	0.00		9.50						
	<b>TOTAL OF SOPD (A)</b>		<b>5762.84</b>	<b>1055.57</b>	<b>14800.10</b>	<b>0.00</b>	<b>0.00</b>	<b>0.00</b>	<b>0.00</b>	<b>527.67</b>	<b>0.00</b>
<b>B</b>	<b>EAP</b>										
50	EAP- Assam Project on Forest & Bio- diversity Conservation Society (APFBC) (CS)	APFBC	4572.00		9000.00						
	EAP- Assam Project on Forest & Bio- diversity Conservation Society (APFBC) (SS)	APFBC	1152.00		900.00						
51	EAP- Capacity Building for Forest Management & Training of Personal (JICA) (CS)	REWP	0.01		0.01						

	EAP- Capacity Building for Forest Management & Training of Personal (JICA) (SS)	REWP	0.79		0.99						
	<b>TOTAL OF EAP (B)</b>		<b>5724.80</b>	<b>0.00</b>	<b>9901.00</b>	<b>0.00</b>	<b>0.00</b>	<b>0.00</b>	<b>0.00</b>	<b>0.00</b>	<b>0.00</b>
<b>C</b>	<b>CSS</b>										
52	Green India Mission (CS)	SF	61.30		0.01						
	Green India Mission (SS)	SF	6.50		0.01						
53	Forest Fire Prevention & Management (CS)	LAZ & Sixth Schedule Areas	0.00		0.01						
	Forest Fire Prevention & Management (SS)	LAZ & Sixth Schedule Areas	0.00		0.01						
54	National River Conservation (CS)	LAZ & UAZ	22.05		0.00						
	National River Conservation (SS)	LAZ & UAZ	2.18		0.00						
55	Climate Change Action Programme (CS)		0.00		0.01						

	Climate Change Action Programme (SS)		0.00		0.01						
56	Control of Pollution for Assistance under Abatement of Pollution Scheme (CS)		0.00		0.01						
	Control of Pollution for Assistance under Abatement of Pollution Scheme (SS)		0.00		0.01						
57	National Adaptation Fund on Climate Change (CS)		0.00		0.01						
	National Adaptation Fund on Climate Change (SS)		0.00		0.01						
58	National Action Programme to Combat Desertification		0.00		0.01						

	(CS)										
	National Action Programme to Combat Desertification (SS)		0.00		0.01						
59	National Plan for Conservation of Aquatic Eco-System (CS)		0.00		0.01						
	National Plan for Conservation of Aquatic Eco-System (CS)		0.00		0.01						
60	Emission Trading Scheme (CS)		0.00		0.01						
	Emission Trading Scheme (SS)		0.00		0.01						
61	National Water Quality Monitoring Programme (CS)		0.00		0.01						
	National Water Quality Monitoring		0.00		0.01						



	Programme (SS)										
62	Solid Waste Management (CS)		0.00		0.01						
	Solid Waste Management (SS)		0.00		0.01						
63	Project Elephant (CS)	WL	216.00		978.84						
	Project Elephant (SS)	WL	24.00		97.88						
64	Management Action Plan Biosphere Reserve Manas & Dibru-Saikhowa (CS)	WL	81.00		213.40						
	Manas										
	Dibru-Saikhowa										
	Management Action Plan Biosphere Reserve Manas & Dibru-Saikhowa (SS)	WL	7.20		21.34						
	Manas										
	Dibru-Saikhowa										
65	Project Tiger (CS)	WL	2128.96		2500.00						

	Kaziranga										
	Orang										
	Manas										
	Nameri										
	Project Tiger (SS)	WL	236.83		242.84						
	Kaziranga										
	Orang										
	Manas										
	Nameri										
66	Integrated Development of Wildlife Habitat (CS)	WL	81.00		325.49						
	Integrated Development of Wildlife Habitat (SS)	WL	7.20		32.55						
67	CAMPA (CS)	CAMPA	8968.00		10000.00						
	<b>TOTAL OF CSS (C)</b>		<b>11842.22</b>	<b>0.00</b>	<b>14412.54</b>	<b>0.00</b>	<b>0.00</b>	<b>0.00</b>	<b>0.00</b>	<b>0.00</b>	<b>0.00</b>
	<b>TOTAL OF SOPD (A)+EAP (B)+ CSS (C)</b>		<b>23329.86</b>	<b>1055.57</b>	<b>39113.64</b>	<b>0.00</b>	<b>0.00</b>	<b>0.00</b>	<b>0.00</b>	<b>527.67</b>	<b>0.00</b>

**(d) Year-wise total forest area diverted in the various forest divisions of Assam since 1980**

Year	Diverted area (in Ha)	Diverted area break-up (in Ha.)	Stipulated Compensatory Afforestation (in Ha.)		
			Forest land in ha.	Non-forest land in ha.	Total
1981-82	170.2	170.20		170.20	170.20
1982-83	0.00	0.00	0.00	0.00	0.00
1983-84	2.63	2.630	5.260		5.260
1984-85	299.69	62.120	118.32	2.96	121.28
		41.51	44.24	19.39	63.63
		196.06	400.00		400.00
1985-86	25.180	19.480		19.480	19.480
		5.70		5.70	5.70
1986-87	116.507	16.487	34.00		34.00
		100.02		100.02	100.02
1987-88	9.788	9.788		9.788	9.788
1988-89	0		0	0	0.000
1989-90	86.702	11.505		11.123	11.123
		9.350		9.350	9.350
		8.00	16.00		16.00
		56.947		56.947	56.95
		0.9	1.80		1.80
1990-91	0		0.00	0	0.00
1991-92	96.515	32.020		32.02	32.02
		30.255	63.00		63.00
		6.620		6.62	6.62
		1.120	2.30		2.30
		26.500		26.500	26.500
1992-93	132.678	132.678		132.678	132.68
1993-94	203.348	0.980		0.980	0.980
		7.500		7.500	7.500
		4.422	8.844		8.844
		4.966		5.000	5.000
		55.030	45.60	32.430	78.03
		130.450	260.900		260.900

1994-95	297.680	98.020		98.020	98.020
		25.650	51.300		51.300
		28.000	56.000		56.000
		35.010	70.020		70.020
		77.500	155.000		155.000
		20.000		20.000	20.000
		13.500	27.000		27.000
1995-96	5.00	5.000		5.000	5.000
1996-97	20.62	9.182		9.182	9.182
		8.858		8.858	8.858
		2.580	5.600		5.600
1997-98	21.21	21.210	42.420		42.420
1998-99	14.82	6.120	12.240		12.240
		7.750	13.000		13.000
		0.950	2.000		2.000
1999-20	50.199	3.290	6.580		6.580
		4.641		4.641	4.641
		35.460	70.100		70.100
		5.690	16.740		16.740
		1.118	2.236		2.236
2000-01	36.005	14.405	28.810		28.810
		8.100		8.100	8.100
		13.500		13.500	13.500
2001-02	7.481	3.641		3.641	3.641
		3.840	7.680		7.680
2002-03	4.020	4.020	8.040		8.040
2003-04	12.356	12.356	24.720		24.720
2004-05	833.39	1.000	2.000		2.000
		4.390	8.780		8.780
		6.450	14.000		14.000
		816.300	1632.600		1632.600
		3.000	3.000		3.000
		2.250	0.00	0.00	0.00

2005-06	25.119	6.000	10.00		10.00
		1.250	0.00	0.00	0.00
		0.800	0.00	0.00	0.00
		2.900	0.00	0.00	0.00
		3.725	7.450		7.450
		3.000	0.00	0.00	0.00
		2.000	0.00	0.00	0.00
		2.944	6.000		6.000
		2.500	5.000		5.000
2006-07	77.056	0.950	0.00	0.00	0.00
		27.660	50.720		50.720
		7.500	0.000	0.00	0.000
		0.900	0.000	0.00	0.000
		1.000	2.000		2.000
		26.500		26.500	26.500
		0.500	0.000	0.00	0.000
		2.000	0.000	0.00	0.000
		8.837	17.674		17.674
		0.609	1.218		1.218
		0.600	0.000	0.00	0.000
		2007-08	222.128	1.000	0.00
2.038	4.076				4.076
2.000	0.00			0.00	0.00
1.500	0.00			0.00	0.00
2.000	0.00			0.00	0.00
1.680	2.00				2.00
2.000	0.00			0.00	0.00
155.100	310.00				310.00
2.850	0.00			0.00	0.00
21.900	42.00				42.00
26.460	53.000				53.000
3.600	7.200				7.200
2008-09	184.460			3.900	2.800
		13.621	25.50		25.50
		44.140	88.28		88.28
		2.896	5.790		5.790
		119.900	240.000		240.000

2009-10	748.132	6.580	14.000		14.000
		27.970	56.000		56.000
		2.751	4.502		4.502
		418.500	837.000		837.000
		195.310	390.600		390.000
		7.021	14.000		14.000
		2.000		2.00	2.000
		35.000	70.000		70.000
		53.000	106.000		106.000
2010-11	9.075	1.795	3.590		3.590
		1.900	2.800		2.800
		4.380	8.760		8.760
		1.000	2.000		2.000
2011-12	6.911	2.000	2.000		2.000
		0.671	1.340		1.340
		3.240	6.500		6.500
		1.000	2.000		2.000
2012-13	368.69	1.000	2.000		2.000
		1.000	2.000		2.000
		83.230	166.460		166.460
		13.110	26.220		26.220
		18.440	36.880		36.880
		4.410	7.820		7.820
		3.720	7.440		7.440
		4.720	9.440		9.440
		161.771	323.542		323.542
		45.264	90.528		90.528
		32.025	64.050		64.050
2013-14	43.587	13.800	27.600		27.600
		1.750	3.500		3.500
		3.600	7.200		7.200
		8.880	17.760		17.760
		9.802	2.760	8.4226	11.183
		1.610	3.220		3.220
		1.000	2.000		2.000
		3.144	6.288		6.288
2014-15	1.00	1.000	2.000		2.000
2015-16	7.56	2.160	4.320		4.3200
		5.400	11.000		11.0000

2016-17	51.162	15.581	16.000	8.00	24.000
		0.710	1.420		1.420
		13.564	30.000		30.000
		21.307	43.000		43.000
2017-18	89.621	4.844	10.000		10.000
		1.000	2.000		2.000
		83.777	167.554		167.554
2018-19	40.62	6.00	2.00	5.00	7.00
		0.069			
		1.00	2.00		2.00
		1.00	2.00		2.00
		6.00	12.000		12.00
		23.547	47.094		47.094
		2.00		2.00	2.00
		1.00	2.00		2.00
2019-20	40.48	20.50		20.50	20.50
		19.976	39.95		39.95
2020-21	1157.353	425.5		425.5	425.5
		523.046		523.046	523.046
		208.807	419.5		419.5
2021-22	131.944	23.782	48		48.00
		108.162	218.23		218.23
		1.483	3.0		3.0
2022-23	42.436	84.61	82.00	2.61	
		<b>5737</b>	<b>7633.71</b>	<b>1843.21</b>	<b>9476.92</b>

**(e) Year-wise total compensatory afforestation carried out in the State since 1980**

Sr No.	Fin Year	Diverted Forest land (in Ha.)	Proposed/Stipulated			Carried Out		
			CA Details (in Ha.)		Total (6+7)	CA Details (in Ha.)		Total (10+11)
			DFL	NFL		DFL	NFL	
1	2	3	6	7	9	10	11	13
1	1980-81	0	0	0	0	0	0	0
2	1981-82	170.2	0	170.2	170.2	0	0	0
3	1982-83	0	0	0	0	0	0	0
4	1983-84	2.63	5.26	0	5.26	5.26	0	5.26
5	1984-85	299.69	562.56	22.35	584.91	492.56	22.35	514.91

6	1985-86	25.18	0	25.18	25.18		25.18	25.18
7	1986-87	116.507	34	100.02	134.02	34	100.02	134.02
8	1987-88	9.788	0	9.788	9.788	0	9.788	9.788
9	1988-89	0	0	0	0	0	0	0
10	1989-90	86.702	17.8	77.42	95.22	17.8	77.42	95.22
11	1990-91	0	0	0	0	0	0	0
12	1991-92	96.515	65.3	65.14	130.44	65.3	65.14	130.44
13	1992-93	132.678	0	132.678	132.678	0	132.678	132.678
14	1993-94	203.348	315.344	45.91	361.254	315.344	45.91	361.254
15	1994-95	297.68	359.32	118.02	477.34	359.32	118.02	477.34
16	1995-96	5	0	5	5	0	5	5
17	1996-97	20.62	5.6	18.04	23.64	5.6	18.04	23.64
18	1997-98	21.21	42.42	0	42.42	42.42	0	42.42
19	1998-99	14.82	27.24	0	27.24	27.24	0	27.24
20	1999-20	50.199	95.656	4.641	100.297	95.656	4.641	100.297
21	2000-01	36.005	28.81	21.6	50.41	28.81	21.6	50.41
22	2001-02	7.481	7.68	3.641	11.321	7.68	0	7.68
23	2002-03	4.02	8.04	0	8.04	4.44	0	4.44
24	2003-04	12.356	24.72	0	24.72	17.16	0	17.16
25	2004-05	833.39	1660.38	0	1660.38	1080.12	0	1082.12
26	2005-06	25.119	28.45	0	28.45	0	0	0
27	2006-07	77.056	71.612	26.5	98.112	0	0	0
28	2007-08	222.128	418.476	0	418.476	0	0	0
29	2008-09	184.457	362.37	0	363.37	0	0	0
30	2009-10	748.132	1492.102	2	1493.502	0	0	0
31	2010-11	9.08	17.15	0	17.15	165.8024	0	165.8024
32	2011-12	6.91	11.84	0	11.84	1120.8	0	1120.8
33	2012-13	368.698	736.088	0	736.088	0	0	0
34	2013-14	43.586	70.328	8.4226	78.7506	1969.452	0	1969.452
35	2014-15	1.00	2.00	0	2.00	0	0	0
36	2015-16	7.56	15.32	0	15.32	0	0	0
37	2016-17	51.162	90.42	8	98.034	518.71	8.4226	527.1326
38	2017-18	89.621	179.554	0	179.554	0	0	0
39	2018-19	40.616	67.094	7	74.094	366.112	8	374.112
40	2019-20	40.476	39.952	20.5	60.452	672.566	17	689.556
41	2020-21	1157.353	419.5	948.546	1368.046	175.596	20.5	196.096
42	2021-22	131.944	269.23	0	269.23	0	0	0
43	2022-23	42.436	82.00	2.61	84.61	0	0	0
		<b>5737</b>	<b>7633.71</b>	<b>1843.21</b>	<b>9476.92</b>	<b>7587.7484</b>	<b>699.71</b>	<b>8289.448</b>



**(f) Brief description and abstract of the monitoring work done by the Monitoring and Evaluation Wing of the State Forest Department.**

The routine monitoring of the activities undertaken by State CAMPA, Assam is carried out by the team consisting of the Sr. officials as per the following monitoring mechanisms:

Sl. No.	Authority	% of Inspection
1	Beat Officer	100 %
2	Range Officer	100 %
3	ACF	100 %
4	DFO	100 %
5	CF/CCF	50 %
6	Wing Head	50 %
7	CEO, State CAMPA	Shall visit all the divisions to inspect CAMPA works & inspect 25% in each division.

**(g) Brief description and abstract of the monitoring work done by the independent monitor (Third party monitoring) in the State.**

The monitoring and evaluation of CAMPA activities are conducted by a third party. Monitoring & Evaluation of CAMPA works for the years 2010-11 to 2018-19 had already been carried out by the Green Initiative Certification and Inspection Agency Pvt. Ltd. (GICIA India Pvt. Ltd). These reports had already been submitted to the Ad-hoc CAMPA/National CAMPA, MoEF& CC, Govt. of India along with the previous year's Annual Plans of Operation (APO).

The Monitoring & Evaluation for the years **2019-20** and **2020-21** is being carried out by Rain Forest Research Institute (RFRI), Jorhat.

**PART-II**  
**ACTIVITIES TO BE UNDERTAKEN FOR COMPENSATORY AFFORESTATION AS PER  
SITE-SPECIFIC SCHEMES SUBMITTED BY THE STATE ALONG WITH THE APPROVED  
PROPOSALS FOR DIVERSION OF FOREST LAND UNDER THE FOREST  
(CONSERVATION) ACT, 1980**

- (a) Forest division-wise details of new compensatory afforestation to be done as per the conditions imposed under forest clearance granted by the Central Government under the Forest (Conservation) Act, 1980.

Sl. no.	Name of Divisions	Area Proposed for CA (ha)
1	Digboi Division	4.48
2	Sonitpur East Division	2.61
3	Doomdoma Division	41.44
4	Doomdooma Division	5
		8
5	Sonitpur East Division	2
<b>Total</b>		<b>63.53</b>

- (b) Location, estimated cost and implementation schedule of each activity proposed to be executed from State Fund.

Sl. no.	Name of Divisions	Locations	Fund required (Rs.)
1	Digboi Division	Upper Dehing RF	2137236
2	Sonitpur East Division	Ganga Dalani Village	1268714.5
3	Doomdoma Division	Kundali Kaliya RF	8268695.6
4	Doomdooma Division	Mesaki RF	2378750
		Mesaki RF	2543780
5	Sonitpur East Division	Singlijan RF	985400
<b>Total</b>			<b>17582576.1</b>

### Implementation schedule for plantation and nurseries

Activities		Starting Year	1st year	2nd year	3rd year	4th year	5th year	6th Year	7th Year	8th Year	9th Year	10th Year
<b>Advanced work including site nursery</b>	Site nursery	Apr-Mar	Apr-Mar	Apr-Mar								
	Survey & demarcation	Oct										
	Jungle clearing & Slash disposal	Nov-Dec										
	Fencing & Infrastructure activities	Jan-Feb										
	Lining & Stacking	Feb										
	Making inspection paths	Feb										
<b>Creation</b>	Soil working & Pitting	Feb										
	Planting & Seedlings	Mar- July										
<b>Maintenace</b>	1st weeding		Jun-Jul	Apr	Apr	Apr	Apr					
	Vacancy filling			Apr-May	Apr-May							
	2nd Weeding		Jul-Aug	Jun-Jul	Jun-Jul	Jun-Jul	Jun-Jul					
	3rd Weeding		Sept-Oct	Aug-Sept	Aug-Sept	Aug-Sept	Aug-Sept					
	4th Weeding		Nov	Oct-Nov	Oct-Nov							
	Mechanical thinning							Nov				
	Silvicultural operation such as climber cutting						Nov	Nov	Nov	Nov	Nov	Nov
	Mulching & Fire protection works		Jan	Jan	Jan	Jan	Jan	Jan	Jan	Jan	Jan	Jan
	Maintenance of camp hut			Apr	Apr	Apr	Apr	Apr	Apr	Apr	Apr	Apr
	Maintenance of fencing							Apr				
Protection by watch & ward		Apr-Mar	Apr-Mar	Apr-Mar	Apr-Mar	Apr-Mar						

- (b) Details of maintenance works in physical and financial terms proposed to be undertaken during 2023-24 in the case of compensatory afforestation work undertaken in previous years, which need maintenance for its survival and sustainability.

Sl. No.	Maintenance of Site Specific Plantation undertaken in previous year	Area (in Ha.)	Financial (in lakhs)
1	Creation and 1 <sup>st</sup> year maintenance	528.27	303.92
2	3 <sup>rd</sup> year maintenance of earlier created SSP(Committed)	239.868	112.51
3	4 <sup>th</sup> year maintenance of earlier created SSP (Committed)	531.05	140.80
4	5 <sup>th</sup> year maintenance of earlier created SSP (Committed)	436.74	86.85
5	6 <sup>th</sup> year maintenance of earlier created SSP (Committed)	252.42	64.82
	<b>TOTAL</b>	<b>1988.348</b>	<b>708.90</b>

**PART-III**  
**ACTIVITIES TO BE UNDERTAKEN FROM NET PRESENT VALUE AND INTEREST COMPONENT**

- (a) Forest division wise details of activities to be done in the State on specified activities referred to in rule 5 and rule 6.
- (b) Location and estimated cost and implementation schedule of each activity proposed to be executed from State Fund to be provided district / division wise.

**PLANTATIONS:**

Sl. no	Name of the Division	Afforestation			ANR			Sal Coppice Management			Remarks
		Area in Ha.	Location	Amount	Area in Ha.	Location	Amount	Area in Ha.	Location	Amount	
<b>UPPER ASSAM ZONE</b>											
<b>EAC, JORHAT</b>											
1	Dibrugarh Divn.				20	Dillighat under DPNP	3854900				
					10	Bakhabnala under DPNP	1955700				
					10	Puberunbast under DPNP	1955700				
2	Digboi Divn.				50	Kotha RF, Jagun Range	9552500				
					50	UDRF, West Block, Lakhpathar Range	9552500				
					50	UDRF East Block, Digboi Range	9552500				
3	Doomdooma	25	Nalani RF	5962300							

	<b>divn.</b>	100	Buridehing RF (Kaliajan)	19482350						
4	<b>Sivsagar Divn.</b>	10	Geleky RF	3165600						
5	<b>Golaghat divn.</b>	25	Borpothar Beat	5962300						
<b>NAC, TEZPUR</b>										
6	<b>Lakhimpur divn.</b>	20	Kakoi RF, Dirgha	4544450						
		50	Harmutty Range, Pabha RF	9907850						
7	<b>Nagaon Divn.</b>	20	Litumari PRF, Chankola,	4834250						
		40	Khulahat RF, Western Range Dhramtul	7992950						
		50	Sonaikuchi RF, Western Range Dhramtul	9907850						
		25	Suwang, Jiajuri	5962300						
<b>LOWER ASSAM ZONE</b>										
<b>CAC, GUWAHATI</b>										
8	<b>Goalpara Div.</b>	25	Athiabari RF, Rongjuli Range	5962300	25	Kahibari RF, Rongjuli Range	4804500			
9	<b>North Kamrup Divn.</b>	10	Kurua RF	3165600						

10	Kamrup East Div.				10	Khagen Tila, South Guwahati Range	1955700				
					10	Naharpam, South Guwahati Range	1955700				
<b>SAC, SILCHAR</b>											
11	Karimganj divn.	50	Patharkandi Range, Bilbari	9907850							
		25	Kalatilla, Longai RF	5962300							
		10	Haidam area, Lowairpoa Range	3165600							
12	Hailakandi Division	200	Balicherra, Matijuri Range	38631350							
13	Cachar Division	250	Kalakhil, Hawaithang Range	48205850	100	Kashital, Monierkhal Range	19048500				
<b>SOCIAL FORESTRY WING</b>											
<b>UASFC, NAGAON</b>											
14	Sivasagar SF divn.	20	Mokhuwa Chapori	4544450							
		5	Desangchap ori (Plot-1)	2378750							
		5	Desangchap ori (Plot-2)	2378750							
15	Sonitpur SF Divn.	10	Bhanga Pathar	3165600							

16	Lakhimpur SF divn.	20	Gogamukh, Jiyadhhal RF	4544450						
		20	Sissi Reserve, Sissi RF	4544450						
<b>CSASFC, GUWAHATI</b>										
17	Karimganj SF Divn.	5	Singla RF, Middle Roypur	2378750	100	Kalamagura Guabari, Badsahitila RF	19048500			
<b>BTC, KOKRAJHAR</b>										
18	Parbatjhora divn.	25	Sagunmari, Mahamaya RF	5962300				25	Rupshi Range, Atherokota	4290600
19	SF Kokrajhar divn.	100	Atharokhot ajhar Part-I	19482350						
<b>KAAC, DIPHU</b>										
20	Hamren divn.	50	Nongjerong, Central Range	9907850						
<b>Total</b>		<b>1195</b>		<b>252010750</b>	<b>435</b>		<b>83236700</b>	<b>25</b>		<b>4290600</b>



### Cost norms of plantations carried out from Net Present Value (NPV).

#### Norms for 5 Ha. Artificial Regeneration (AR) Plantation

Area (ha.)	5
Spacing (m x m)	2 X 2
Number of Saplings/ ha	2500
Length of Fence (RM)	1200*
Wage rate (Rs.)	344
Increase in wage rate for subsequent years by a factor	1.1**

Sl. No.	Particulars of works	Units	Qty./ Ha.	Total Qty.	Rate/ Unit	Amount (Rs.)	Applicable rate of GST/ Cess etc.	
							GST	Labour Cess
<b>A</b>	<b>ERECTION OF FENCING</b>							
	(a) Cost of full chain link fencing (4' ht with 10 guage 3" dia link) with 3 strand barbed wire (one strand below the chain link and two strand above the chain link) to be filled on pre-cast RCC pillars of specific specification and size (2.1m x 0.125m x 0.125m) as per detail specification attached at 2.5 m apart, including transportation, fitting and fixing for 1200 RM @ Rs.1706/-RM as per estimate (detailed estimate enclosed)	RMs		1200	1706	2047200		
	<b>Sub Total</b>					<b>2047200</b>		
<b>B</b>	<b>INFRASTRUCTURE IN PLANTATION AREA</b>							
	Cost of tools & implements	Set		1	10000	10000		
	Cost of RCC signboard & Gate including fitting and fixing of the same	Nos.		1	40000	40000		
	<b>Sub Total</b>					<b>50000</b>	<b>12%</b>	<b>1%</b>
<b>C</b>	<b>ADVANCE WORK</b>							
	Raising of Nursery for creation including vacancy filling for 3 (three) years (25% + 15% + 10%) and site nursery mortality 15% by using polypots	Nos.	4125	20625	10	206250		
	Site selection, surveying, demarcation, jungle cutting, slash disposal etc. 40 DLs/ha.	DLs	40	200	344	68800		
	<b>Sub Total</b>					<b>275050</b>		

<b>D</b>	<b>CREATION</b>							
	Soil working, carriage of stumps, polypot seedling and planting at the plantation site including, dibbling of seeds wherever necessary to complete raising of plantation with all necessary operation @ 50 DLs/ ha	DLs	50	250	344	86000		
	<b>Sub Total</b>					<b>86000</b>		
<b>E</b>	<b>1ST YEAR MAINTENANCE</b>							
	4 weeding, mulching and fire protection works @ 25 DLs/ ha/ weeding	DLs	100	500	344	172000		
	Contingency	LS				5000		
	<b>Sub total</b>					<b>177000</b>		
<b>F</b>	<b>2<sup>ND</sup> YEAR MAINTENANCE</b>							
	4 weedings, mulching & fire protection works @ 25 DLs/ha/weeding	DLs	100	500	344	172000		
	25% vacancy filling by 1 year old seedlings from nursery @ 28 DLs/ha	DLs	28	140	344	48160		
	Maintenance and protection by way of deploying of watch & ward for site nursery & plantation area (1 DL for 365 days)	Dls	1	365	344	125560		
	Contingency	LS				5000		
	<b>Sub Total</b>					<b>350720</b>		
<b>G</b>	<b>3<sup>RD</sup> YEAR MAINTENANCE</b>							
	4 weedings, mulching & fire protection works @ 20 DLs/ ha/ weeding	DLs	80	400	344	137600		
	15% Vacancy filling by 2 year old seedlings from nursery @ 23 DLs/ ha	DLs	23	115	344	39560		
	Maintenance and protection by way of deploying of watch & ward for site nursery & plantation area (1 DL for 365 days)	Dls	1	365	344	125560		
	Contingency	LS				5000		
	<b>Sub Total</b>					<b>307720</b>		
<b>H</b>	<b>4<sup>TH</sup> YEAR MAINTENANCE</b>							
	3 weedings, fire protection works @ 15 DLs/ ha/ weeding	DLs	45	225	344	77400		
	10% Vacancy filling by 3 year old seedlings from nursery @	DLs	20	100	344	34400		

	20 DLs/ ha							
	Maintenance and protection by way of deploying of watch & ward for site nursery & plantation area (1 DL for 365 days)	Dls	1	365	344	125560		
	Contingency	LS				5000		
	<b>Sub Total</b>					<b>242360</b>		
<b>I</b>	<b>5<sup>TH</sup> YEAR MAINTENANCE</b>							
	Climber cutting, 3 weedings & other silvicultural works and fire protection works @ 15 DLs/ ha	Dls	45	225	344	77400		
	Maintenance and protection by way of deploying of watch & ward for site nursery & plantation area (1 DL for 365 days)	Dls	1	365	344	125560		
	Contingency	LS				5000		
	<b>Sub Total</b>					<b>207960</b>		
<b>J</b>	<b>6TH YEAR MAINTENANCE</b>						-	-
	Repairing of Chainlink fencing	LS				25000		
	1st mechanical thinning of alternate single strips in the plantation; 1250 nos of stems/ha	Dls	62	310	344	106640		
	Climber cutting, Silvicultural works and fire protection works @ 10 DLs/ ha	Dls	10	50	344	17200		
	Maintenance of camp hut, implements, upkeepment of plantation signboard, documentation & upkeepment of records etc.	LS				5000		
	Contingency	LS				5000		
	<b>Sub Total</b>					<b>158840</b>		
<b>K</b>	<b>7TH YEAR MAINTENANCE</b>							
	Climber cutting, Silvicultural works and fire protection works @ 10 DLs/ ha	Dls	10	50	344	17200		
	Maintenance of camp hut, implements, upkeepment of plantation signboard, documentation & upkeepment of records etc.	LS				5000		
	Contingency	LS				5000		
	<b>Sub Total</b>					<b>27200</b>		
<b>L</b>	<b>8th YEAR MAINTENANCE</b>							

	Climber cutting, Silvicultural works and fire protection works @ 10 DLs/ ha	DLs	10	50	344	17200		
	Maintenance of camp hut, implements, upkeepment of plantation signboard, documentation & upkeepment of records etc.	LS				5000		
	Contingency	LS				5000		
	<b>Sub Total</b>					<b>27200</b>		
<b>M</b>	<b>9th YEAR MAINTENANCE</b>							
	Climber cutting, Silvicultural works and fire protection works @ 10 DLs/ ha	DLs	10	50	344	17200		
	Maintenance of camp hut, implements, upkeepment of plantation signboard, documentation & upkeepment of records etc.	LS				5000		
	Contingency	LS				5000		
	<b>Sub Total</b>					<b>27200</b>		
<b>N</b>	<b>10th YEAR MAINTENANCE</b>							
	Climber cutting, Silvicultural works and fire protection works @ 10 DLs/ ha	DLs	10	50	344	17200		
	Maintenance of camp hut, implements, upkeepment of plantation signboard, documentation & upkeepment of records etc.	LS				5000		
	Contingency	LS				5000		
	<b>Sub Total</b>					<b>27200</b>		

**Norms for 10 Ha. Artificial Regeneration (AR) Plantation**

Area (ha.)	10
Spacing (m x m)	2 X 2
Number of Saplings/ ha	2500
Length of Fence (RM)	1500*
Wage rate (Rs.)	344
Increase in wage rate for subsequent years by a factor	1.1**

Sl. No.	Particulars of works	Units	Qty./ Ha.	Total Qty.	Rate/ Unit	Amount (Rs.)	Applicable rate of GST/ Cess etc.	
							GST	Labour Cess
<b>A</b>	<b>ERECTION OF FENCING</b>							
	(a) Cost of full chain link fencing(4' ht with 10 guage 3" dia link) with 3 strand barbed wire (one strand below the chain link and two strand above the chain link) to be filled on pre-cast RCC pillars of specific specification and size (2.1m x 0.125m x 0.125m) as per detail specification attached at 2.5 m apart, including transportation, fitting and fixing for 1500 RM @ Rs.1706/- RM as per estimate (detailed estimate enclosed)	RMs		1500	1706	2559000		
	<b>Sub Total</b>					<b>2559000</b>		
<b>B</b>	<b>INFRASTRUCTURE IN PLANTATION AREA</b>							
	Cost of tools & implements	Set		1	10000	10000		
	Cost of RCC signboard & Gate including fitting and fixing of the same	Nos.		1	40000	40000		
	<b>Sub Total</b>					<b>50000</b>	<b>12%</b>	<b>1%</b>
<b>C</b>	<b>ADVANCE WORK</b> (including site nursery)							
	Raising of Nursery for creation including vacancy filling for 3 (three) years (25% + 15% + 10%) and site nursery mortality 15% by using polypots	Nos.	4125	41250	10	412500		

	Site selection, surveying, demarcation, jungle cutting, slash disposal etc. 40 DLs/ha.	DLs	40	400	344	137600		
	<b>Sub Total</b>					<b>550100</b>		
<b>D</b>	<b>CREATION</b>							
	Soil working, carriage of stumps, polypot seedling and planting at the plantation site including, dibbling of seeds wherever necessary to complete raising of plantation with all necessary operation @ 50 DLs/ ha	DLs	50	500	344	172000		
	<b>Sub Total</b>					<b>172000</b>		
<b>E</b>	<b>1ST YEAR MAINTENANCE</b>							
	4 weeding, mulching and fire protection works @ 25 DLs/ ha/ weeding	DLs	100	1000	344	344000		
	Contingency	LS				8000		
	<b>Sub Total</b>					<b>352000</b>		
<b>F</b>	<b>2<sup>ND</sup> YEAR MAINTENANCE</b>							
	4 weedings, mulching and fire protection works @ 25 DLs/ha/weeding	DLs	100	1000	344	344000		
	25% vacancy filling by 1 year old seedlings from nursery @ 28 DLs/ha	DLs	28	280	344	96320		
	Maintenance and protection by way of deploying of watch & ward for site nursery & plantation area (1 DL for 365 days)	Dls	1	365	344	125560		
	Contingency	LS				8000		
	<b>Sub Total</b>					<b>573880</b>		
<b>G</b>	<b>3<sup>RD</sup> YEAR MAINTENANCE</b>							
	4 weedings, mulching & fire protection works @ 20 DLs/ ha/ weeding	DLs	80	800	344	275200		
	15% Vacancy filling by 2 year old seedlings from nursery @ 23 DLs/ ha	DLs	23	230	344	79120		
	Maintenance and protection by way of deploying of watch & ward for site nursery & plantation area (1 DL for 365 days)	Dls	1	365	344	125560		
	Contingency	LS				8000		
	<b>Sub Total</b>					<b>487880</b>		
<b>H</b>	<b>4<sup>TH</sup> YEAR MAINTENANCE</b>							
	3 weedings, fire protection works @ 15 DLs/ ha/ weeding	DLs	45	450	344	154800		

	10% Vacancy filling by 3 year old seedlings from nursery @ 20 DLs/ ha	DLs	20	200	344	68800		
	Maintenance and protection by way of deploying of watch & ward for site nursery & plantation area (1 DL for 365 days)	Dls	1	365	344	125560		
	Contingency	LS				8000		
	<b>Sub Total</b>					<b>357160</b>		
<b>I</b>	<b>5<sup>TH</sup> YEAR MAINTENANCE</b>							
	Climber cutting, 3 weedings & other silvicultural works and fire protection works @ 15 DLs/ ha	DLs	45	450	344	154800		
	Maintenance and protection by way of deploying of watch & ward for site nursery & plantation area (1 DL for 365 days)	Dls	1	365	344	125560		
	Contingency	LS				8000		
	<b>Sub Total</b>					<b>288360</b>		
<b>J</b>	<b>6TH YEAR MAINTENANCE</b>						-	-
	Repairing of Chainlink fencing	LS				25000		
	1st mechanical thinning of alternate single strips in the plantation; 1250 nos of stems/ha	DLs	62	620	344	213280		
	Climber cutting, Silvicultural works and fire protection works @ 10 DLs/ ha	DLs	10	100	344	34400		
	Maintenance of camp hut, implements, upkeepment of plantation signboard, documentation & upkeepment of records etc.	LS				5000		
	Contingency	LS				5000		
	<b>Sub Total</b>					<b>282680</b>		
<b>K</b>	<b>7TH YEAR MAINTENANCE</b>							
	Climber cutting, Silvicultural works and fire protection works @ 10 DLs/ ha	DLs	10	100	344	34400		
	Maintenance of camp hut, implements, upkeepment of plantation signboard, documentation & upkeepment of records etc.	LS				5000		
	Contingency	LS				5000		
	<b>Sub Total</b>					<b>44400</b>		
<b>L</b>	<b>8th YEAR MAINTENANCE</b>							
	Climber cutting, Silvicultural works and fire protection works @ 10 DLs/ ha	DLs	10	100	344	34400		

	Maintenance of camp hut, implements, upkeepment of plantation signboard, documentation & upkeepment of records etc.	LS				5000		
	Contingency	LS				5000		
	<b>Sub Total</b>					<b>44400</b>		
<b>M</b>	<b>9th YEAR MAINTENANCE</b>							
	Climber cutting, Silvicultural works and fire protection works @ 10 DLs/ ha	DLs	10	100	344	34400		
	Maintenance of camp hut, implements, upkeepment of plantation signboard, documentation & upkeepment of records etc.	LS				5000		
	Contingency	LS				5000		
	<b>Sub Total</b>					<b>44400</b>		
<b>N</b>	<b>10th YEAR MAINTENANCE</b>							
	Climber cutting, Silvicultural works and fire protection works @ 10 DLs/ ha	DLs	10	100	344	34400		
	Maintenance of camp hut, implements, upkeepment of plantation signboard, documentation & upkeepment of records etc.	LS				5000		
	Contingency	LS				5000		
	<b>Sub Total</b>					<b>44400</b>		



**Norms for 25 Ha. Artificial Regeneration (AR) Plantation**

Area (ha.)	25
Spacing (m x m)	2 X 2
Number of Saplings/ ha	2500
Length of Fence (RM)	2500*
Wage rate (Rs.)	344
Increase in wage rate for subsequent years by a factor	1.1**

Sl. No.	Particulars of works	Units	Qty. / Ha.	Total Qty.	Rate/ Unit	Amount (Rs.)	Applicable rate of GST/ Cess etc.	
							GST	Labour Cess
<b>A</b>	<b>ERECTION OF FENCING</b>							
	(a) Cost of full chain link fencing (4' ht with 10 guage 3" dia link) with 3 strand barbed wire (one strand below the chain link and two strand above the chain link) to be fitted on pre-cast RCC pillars of specific specification and size (2.1m x 0.125m x 0.125m) as per detail specification attached at 2.5 m apart, including transportation, fitting and fixing for 2500 RM @ Rs.1706/-RM as per estimate (detailed estimate enclosed)	RMs		2500	1706	4265000		
	<b>Sub Total</b>					<b>4265000</b>		
<b>B</b>	<b>INFRASTRUCTURE IN PLANTATION AREA</b>							
	Construction of camp hut with installation of ring well/tube well	Nos.		1	225000	225000		
	Cost of tools & implements	Set		1	10000	10000		

	Cost of RCC signboard & Gate including fitting and fixing of the same	Nos.		1	40000	40000		
	Camp accessories @ Rs.10000/- per camp	Nos.		1	10000	10000		
	<b>Sub Total</b>					<b>285000</b>	<b>12%</b>	<b>1%</b>
<b>C</b>	<b>ADVANCE WORK (including site nursery)</b>							
	Raising of Nursery for creation including vacancy filling for 3 (three) years (25% + 15% + 10%) and site nursery mortality 15% by using polypots	Nos.	412 5	10312 5	10	10,31,250		
	Site selection, surveying, demarcation, jungle cutting, slash disposal etc. 40 DLs/ha.	DLs	40	1000	344	344000		
	<b>Sub Total</b>					<b>1375250</b>		
<b>D</b>	<b>CREATION</b>							
	Soil working, carriage of stumps, polypot seedling and planting at the plantation site including, dibbling of seeds wherever necessary to complete raising of plantation with all necessary operation @ 50 DLs/ ha	DLs	50	1250	344	430000		
	<b>Sub Total</b>					<b>430000</b>		
<b>E</b>	<b>1ST YEAR MAINTENANCE</b>							
	4 weeding, mulching and fire protection works @ 25 DLs/ ha/ weeding	DLs	100	2500	344	860000		
	Maintenance and protection by way of deploying of watch & ward for site nursery & plantation area (2 DL for 365	DLs	2	730	344	251120		

	days)								
	Contingency	LS				10000			
	<b>Sub total</b>					<b>1121120</b>			
<b>F</b>	<b>2<sup>ND</sup> YEAR MAINTENANCE</b>								
	4 weedings, mulching and fire protection works @ 25 DLs/ha/weeding	DLs	10 0	2500	344	860000			
	25% vacancy filling by 1 year old seedlings from nursery @ 28 DLs/ha	DLs	28	700	344	240800			
	Maintenance and protection by way of deploying of watch & ward for site nursery & plantation area (2 DL for 365 days)	DLs	2	730	344	251120			
	Maintenance of camp hut, implements, upkeepment of plantation signboard, documentation, upkeepment of records and other misc. work	LS				10000			
	Contingency	LS				10000			
	<b>Sub Total</b>					<b>1371920</b>			
<b>G</b>	<b>3<sup>RD</sup> YEAR MAINTENANCE</b>								
	4 weedings, mulching and fire protection works @ 20 DLs/ ha/ weeding	DLs	80	2000	344	688000			
	15% Vacancy filling by 2 year old saplings from nursery @ 23 DLs/ ha	DLs	23	575	344	197800			
	Maintenance and protection by way of deploying of watch & ward for site nursery & plantation area (2 DL for 365 days)	DLs	2	730	344	251120			
	Maintenance of camp hut, implements, upkeepment of plantation signboard, documentation, upkeepment of records etc.	LS				5000			
	Contingency	LS				10000			
	<b>Sub Total</b>					<b>1151920</b>			
<b>H</b>	<b>4<sup>TH</sup> YEAR MAINTENANCE</b>								
	3 weedings, fire protection works @ 15 DLs/ ha/ weeding	DLs	45	1125	344	387000			
	10% Vacancy filling by 3 year old seedlings from nursery @ 20 DLs/ ha	DLs	20	500	344	172000			

	Maintenance and protection by way of deploying of watch & ward for site nursery & plantation area (1 DL for 365 days)	Dls	1	365	344	125560		
	Maintenance of camp hut, implements, upkeepment of plantation signboard, documentation, upkeepment of records etc.	LS				5000		
	Contingency	LS				10000		
	<b>Sub Total</b>					<b>699560</b>		
<b>I</b>	<b>5<sup>TH</sup> YEAR MAINTENANCE</b>							
	Climber cutting, 3 weedings & other silvicultural works and fire protection works @ 15 DLs/ ha	DLs	45	1125	344	387000		
	Maintenance and protection by way of deploying of watch & ward for site nursery & plantation area (1 DL for 365 days)	Dls	1	365	344	125560		
	Maintenance of camp hut, implements, upkeepment of plantation signboard, documentation & upkeepment of records etc.	LS				5000		
	Contingency	LS				10000		
	<b>Sub Total</b>					<b>527560</b>		
<b>J</b>	<b>6<sup>TH</sup> YEAR MAINTENANCE</b>						-	-
	Repairing of Chainlink fencing	LS				25000		
	1st mechanical thinning of alternate single strips in the plantation; 1250 nos of stems/ha	DLs	62	1550	344	533200		
	Climber cutting, Silvicultural works and fire protection works @ 10 DLs/ ha	DLs	10	250	344	86000		
	Maintenance of camp hut, implements, upkeepment of plantation signboard, documentation & upkeepment of records etc.	LS				5000		
	Contingency	LS				5000		
	<b>Sub Total</b>					<b>654200</b>		
<b>K</b>	<b>7<sup>TH</sup> YEAR MAINTENANCE</b>							
	Climber cutting, Silvicultural works and fire protection works @ 10 DLs/ ha	DLs	10	250	344	86000		
	Maintenance of camp hut, implements, upkeepment of plantation signboard, documentation & upkeepment of records etc.	LS				5000		
	Contingency	LS				5000		
	<b>Sub Total</b>					<b>96000</b>		

<b>L</b>	<b>8th YEAR MAINTENANCE</b>							
	Climber cutting, Silvicultural works and fire protection works @ 10 DLs/ ha	DLs	10	250	344	86000		
	Maintenance of camp hut, implements, upkeepment of plantation signboard, documentation & upkeepment of records etc.	LS				5000		
	Contingency	LS				5000		
	<b>Sub Total</b>					<b>96000</b>		
<b>M</b>	<b>9th YEAR MAINTENANCE</b>							
	Climber cutting, Silvicultural works and fire protection works @ 10 DLs/ ha	DLs	10	250	344	86000		
	Maintenance of camp hut, implements, upkeepment of plantation signboard, documentation & upkeepment of records etc.	LS				5000		
	Contingency	LS				5000		
	<b>Sub Total</b>					<b>96000</b>		
<b>N</b>	<b>10th YEAR MAINTENANCE</b>							
	Climber cutting, Silvicultural works and fire protection works @ 10 DLs/ ha	DLs	10	250	344	86000		
	Maintenance of camp hut, implements, upkeepment of plantation signboard, documentation & upkeepment of records etc.	LS				5000		
	Contingency	LS				5000		
	<b>Sub Total</b>					<b>96000</b>		

**Norms for 50 Ha. Artificial Regeneration (AR) Plantation**

Area (ha.)	50
Spacing (m x m)	2 X 2
Number of Saplings/ ha	2500
Length of Fence (RM)	4000*
Wage rate (Rs.)	344
Increase in wage rate for subsequent years by a factor	1.1**

Sl. No.	Particulars of works	Units	Qty./ Ha.	Total Qty.	Rate/ Unit	Amount (Rs.)	Applicable rate of GST/ Cess etc.	
							GST	Labour Cess
<b>A</b>	<b>ERECTION OF FENCING</b>							
	(a) Cost of full chain link fencing( 4' ht with 10 guage 3" dia link) with 3 strand barbed wire (one strand below the chain link and two strand above the chain link) to be filled on pre-cast RCC pillars of specific specification and size (2.1m x 0.125m x 0.125m) as per detail specification attached at 2.5 m apart, including transportation, fitting and fixing for 4000 RM @ Rs.1706/-RM as per estimate (detailed estimate enclosed)	RMs		4000	1706	6824000		
	<b>Sub Total</b>					<b>6824000</b>		
<b>B</b>	<b>INFRASTRUCTURE IN PLANTATION AREA</b>							
	Construction of camp hut with instalation of ring well/tube well (depending of site)	Nos.		1	225000	225000		
	Cost of tools & implements	Set		2	5000	10000		
	Cost of RCC signboard & Gate including fitting and fixing of the same	Nos.		1	40000	40000		
	Camp accessories @ Rs.10000/- per camp	Set		2	10000	20000		
	<b>Sub Total</b>					<b>295000</b>	<b>12%</b>	<b>1%</b>

<b>C</b>	<b>ADVANCE WORK</b> (including site nursery)							
	Raising of Nursery for creation including vacancy filling for 3 (three) years (25% + 15% + 10%) and site nursery mortality 15% by using polypots	Nos.	4125	206250	10	2062500		
	Site selection, surveying, demarcation, jungle cutting, slash disposal etc. 40 DLs/ha.	DLs	40	2000	344	688000		
	<b>Sub Total</b>					<b>2750500</b>		
<b>D</b>	<b>CREATION</b>							
	Soil working, carriage of stumps, polypot seedling and planting at the plantation site including, dibbling of seeds wherever necessary to complete raising of plantation with all necessary operation @ 50 DLs/ ha	DLs	50	2500	344	860000		
	<b>Sub total</b>					<b>860000</b>		
<b>E</b>	<b>1ST YEAR MAINTENANCE</b>							
	4 weeding, mulching and fire protection works @ 25 DLs/ ha/ weeding	DLs	100	5000	344	1720000		
	Maintenance and protection of field nursery and watch and ward for the plantation area (2 DL for 365 days)	DLs	2	730	344	251120		
	Contingency	LS				15000		
	<b>Sub total</b>					<b>1986120</b>		
<b>F</b>	<b>2<sup>ND</sup> YEAR MAINTENANCE</b>							
	4 weedings, Mulching and fire protection works @ 25 DLs/ha/weeding	DLs	100	5000	344	1720000		
	25% vacancy filling by 1 year old seedlings from nursery @ 28 DLs/ha	DLs	28	1400	344	481600		
	Maintenance and protection of field nursery and watch and ward for the plantation area (2 DL for 365 days)	DLs	2	730	344	251120		
	Maintenance of camp hut, implements, upkeepment of plantation signboard, documentation, upkeepment of records and other misc. work	LS				10000		
	Contingency	LS				15000		
	<b>Sub Total</b>					<b>2477720</b>		

<b>G</b>	<b>3<sup>RD</sup> YEAR MAINTENANCE</b>							
	4 weedings, mulching and fire protection works @ 20 DLs/ ha/ weeding	DLs	80	4000	344	1376000		
	15% Vacancy filling by 2 year old seedlings from nursery @ 23 DLs/ ha	DLs	23	1150	344	395600		
	Maintenance and protection of field nursery and watch and ward for the plantation area (2 DL for 365 days)	DLs	2	730	344	251120		
	Maintenance of camp hut, implements, upkeepment of plantation signboard, documentation, upkeepment of records etc.	LS				5000		
	Contingency	LS				15000		
	<b>Sub Total</b>					<b>2042720</b>		
<b>H</b>	<b>4<sup>TH</sup> YEAR MAINTENANCE</b>							
	3 weedings, fire protection works @ 15 DLs/ ha/ weeding	DLs	45	2250	344	774000		
	10% Vacancy filling by 3 year old seedlings from nursery @ 20 DLs/ ha	DLs	20	1000	344	344000		
	Maintenance and protection of field nursery and watch and ward for the plantation area (1 DL for 365 days)	DLs	1	365	344	125560		
	Maintenance of camp hut, implements, upkeepment of plantation signboard, documentation, upkeepment of records etc.	LS				5000		
	Contingency	LS				15000		
	<b>Sub Total</b>					<b>1263560</b>		
<b>I</b>	<b>5<sup>TH</sup> YEAR MAINTENANCE</b>							
	Climber cutting, 3 weedings & other silvicultural works and fire protection works @ 15 DLs/ ha	DLs	45	2250	344	774000		
	Maintenance and protection of field nursery and watch and ward for the plantation area (1 DL for 365 days)	DLs	1	365	344	125560		
	Maintenance of camp hut, implements, upkeepment of plantation signboard, documentation & upkeepment of records etc.	LS				5000		



	Contingency	LS				15000		
	<b>Sub Total</b>					<b>919560</b>		
<b>J</b>	<b>6TH YEAR MAINTENANCE</b>						-	-
	Repairing of Chainlink fencing	LS				25000		
	1st mechanical thinning of alternate single strips in the plantation; 1250 nos of stems/ha	DLs	62	3100	344	1066400		
	Climber cutting, Silvicultural works and fire protection works @ 10 DLs/ ha	DLs	10	500	344	172000		
	Maintenance of camp hut, implements, upkeepment of plantation signboard, documentation & upkeepment of records etc.	LS				5000		
	Contingency	LS				5000		
	<b>Sub Total</b>					<b>1273400</b>		
<b>K</b>	<b>7TH YEAR MAINTENANCE</b>							
	Climber cutting, Silvicultural works and fire protection works @ 10 DLs/ ha	DLs	10	500	344	172000		
	Maintenance of camp hut, implements, upkeepment of plantation signboard, documentation & upkeepment of records etc.	LS				5000		
	Contingency	LS				5000		
	<b>Sub Total</b>					<b>182000</b>		
<b>L</b>	<b>8th YEAR MAINTENANCE</b>							
	Climber cutting, Silvicultural works and fire protection works @ 10 DLs/ ha	DLs	10	500	344	172000		
	Maintenance of camp hut, implements, upkeepment of plantation signboard, documentation & upkeepment of records etc.	LS				5000		
	Contingency	LS				5000		
	<b>Sub Total</b>					<b>182000</b>		
<b>M</b>	<b>9th YEAR MAINTENANCE</b>							
	Climber cutting, Silvicultural works and fire protection works @ 10 DLs/ ha	DLs	10	500	344	172000		
	Maintenance of camp hut, implements, upkeepment of plantation signboard, documentation & upkeepment of records etc.	LS				5000		

	Contingency	LS				5000		
	<b>Sub Total</b>					<b>182000</b>		
<b>N</b>	<b>10th YEAR MAINTENANCE</b>							
	Climber cutting, Silvicultural works and fire protection works @ 10 DLs/ ha	DLs	10	500	344	172000		
	Maintenance of camp hut, implements, upkeepment of plantation signboard, documentation & upkeepment of records etc.	LS				5000		
	Contingency	LS				5000		
	<b>Sub Total</b>					<b>182000</b>		

**NORMS FOR 25 HA. AIDED NATURAL REGENERATION (ANR) PLANTATION**

(Area should have atleast 50% Natural Regeneration)

Area (ha)	=	25
No. of seedlings per Ha.	=	600
Length of Fence (RM)	=	2500*
Wage rate (Rs.)	=	344
Increase in wage rate for subsequent years by a factor	=	1.1**

Sl. No.	Particulars of works	Units	Qty./ha	Total Qty.	Rate / Unit	Amount (Rs.)	Applicable Rate of GST/Cess etc	
							GST	Labour Cess
<b>A</b>	<b>ERECTION OF FENCING</b>			@Rs.	344	/DL		
	Cost of full Chain-linked fencing (4' ht. with 10 Gauge, 3" dia link) with 3 strand barbed wire (one strand below the chain link and two strand above the chain link) to be fitted on Pre-cast RCC pillars of specific specification and size (2.1m x 0.125m x 0.125m) as per details specification attached at 2.5 m apart including transportation, fitting and fixing for <b>2500 RM @ Rs. 1706/- per RM</b> as per estimate (detailed estimate enclosed)	RMs		2500	1706	4265000		
	<b>Sub-total</b>					<b>4265000</b>		
<b>B</b>	<b>INFRASTRUCTURE IN PLANTATION AREA</b>							
	Cost of RCC signboard & Gate including fitting and fixing of the same	Nos.		1	40000	40000		
	Cost of tools & implements	Set		1	10,000	10000		
	<b>Sub-total</b>					<b>50000</b>	<b>12%</b>	<b>1%</b>
<b>C</b>	<b>ADVANCE WORK, CREATION &amp; 1st YEAR MAINTENANCE</b>			@Rs.	344	/DL		
	Raising of Nursery for creation including vacancy filling for 2 (two) years (25% + 15%) and site nursery mortality 15% by using polypots	Nos.	900	22500	10	225000		
	Site selection, surveying, demarcation, jungle cutting etc. 30DLs/ha retaining 2 or 3 healthy regeneration wherever profuse regeneration	DLs	30	750	344	258000		

	Collection and dibbling of seeds or planting of stumps/saplings	DLs	40	1000	344	344000		
	Soil working for planting polypotted saplings	DLs						
	4 rain weeding (25 + 25 + 25 +25) including vacancy filling	DLs	100	2500	344	860000		
	Fire protection/ Cattle watching @ 1 DL/ 25 ha/ year	DLs	1	365	344	125560		
	<b>Sub total</b>					<b>1812560</b>		
<b>D</b>	<b>2nd YEAR MAINTENANCE</b>			<b>@Rs.</b>	<b>344</b>	<b>/DL</b>		
	4 rain weedings (25 + 20+ 20+ 20) including vacancy filling	DLs	85	2125	344	731000		
	Fire protection/ Cattle watching @ 1 DL/ 25 ha/ year	DLs	1	365	344	125560		
	<b>Sub Total</b>		<b>86</b>			<b>856560</b>		
<b>E</b>	<b>3rd YEAR MAINTENANCE</b>			<b>@Rs.</b>	<b>344</b>	<b>/DL</b>		
	3 rain weedings (25 + 20+ 20 ) including vacancy filling	DLs	65	1625	344	559000		
	Fire protection/ Cattle watching @ 1 DL/ 25 ha/ year	DLs	1	365	344	125560		
	<b>Sub Total</b>		<b>66</b>			<b>684560</b>		

**NORMS FOR 25 HA SAL COPPICE MANAGEMENT**

Area (ha)	=	25
Length of Fence (RM)	=	2500*
Wage rate (Rs.)	=	344
Increase in wage rate for subsequent years by a factor	=	1.1**

Sl. No	Particulars of works	Units	Qty./ha	Total Qty.	Rate / Unit	Amount (Rs.)	Applicable Rate of GST/Cess etc.	
							GST	Labour Cess
<b>A</b>	<b>ERECTION OF FENCING</b>				<b>@Rs. 344</b>	<b>/DL</b>		
	Cost of full Chain-linked fencing (4' ht. with 10 Gauge, 3" dia link) with 3 strand barbed wire (one strand below the chain link and two strand above the chain link) to be fitted on Pre-cast RCC pillars of specific specification and size (2.1m x 0.125m x 0.125m) as per details specification attached at 2.5 m apart including transportation, fitting and fixing for <b>2500</b> RM @ Rs. 1706/- per RM as per estimate (detailed estimate enclosed)	RMs		2500	1706	426500 0		
	<b>Sub-total</b>					<b>426500 0</b>		
<b>B</b>	<b>INFRASTRUCTURE IN PLANTATION AREA</b>							
	Cost of RCC signboard & Gate including fitting and fixing of the same	nos.		1	40000	40000		
	Cost of tools & implements	Set		1	10,000	10000		
	<b>Sub-total</b>					<b>50000</b>	<b>12%</b>	<b>1%</b>
<b>C</b>	<b>CREATION &amp; 1<sup>ST</sup> YEAR MAINTENANCE</b>				<b>@Rs. 344</b>	<b>/DL</b>		
	Retaining of sound sal stems and cutting off of unhealthy ones	DLs	10	250	320	80000		

	Cultural Operation including climber cutting, jungle clearing, etc	DLs	20	500	344	172000		
	Collection of planting materials of sal for gap plantation & carrying out planting operation	nos.	120	3000	15	45000		
	Fire protection/ Cattle watching @ 1 DL/ 25 ha/ year	DLs	1	365	344	125560		
	<b>Sub total</b>					<b>422560</b>		
<b>D</b>	<b>2<sup>nd</sup> YEAR MAINTENANCE</b>					<b>@Rs. 344 /DL</b>		
	Cultural Operation including climber cutting, jungle clearing, etc	DLs	15	375	344	129000		
	Collection of planting materials of sal for gap plantation & carrying out planting operation for 25% mortality	Nos.	30	750	15	11250		
	Fire protection/ Cattle watching @ 1 DL/ 25 ha/ year	DLs	1	365	344	125560		
	<b>sub total</b>					<b>265810</b>		
<b>E</b>	<b>3<sup>rd</sup> YEAR MAINTENANCE</b>					<b>@Rs. 344 /DL</b>		
	Cultural Operation including climber cutting, jungle clearing, etc	DLs	15	375	344	129000		
	Fire protection/ Cattle watching @ 1 DL/ 25 ha/ year	DLs	1	365	344	125560		
	<b>Sub total</b>					<b>254560</b>		
<b>F</b>	<b>4<sup>th</sup> YEAR MAINTENANCE</b>					<b>@Rs. 344 /DL</b>		
	Cultural Operation including climber cutting, jungle clearing, etc	DLs	15	375	344	129000		
	Fire protection/ Cattle watching @ 1 DL/ 25 ha/ year	DLs	1	365	344	125560		
	<b>Sub total</b>					<b>254560</b>		

**NORMS FOR MAINTENANCE 1.5 ha NURSERY UNDER CAMPA**

Number of Standard beds for raising naked seedlings	=	25
Number of Standard mother beds for raising polypot seedlings	=	10
Number of beds for arranging polypot seedlings	=	110
Total number of polypot seedlings to be raised	=	1,00,000
Total number of naked seedlings to be raised	=	10,000
Total number of Tall seedlings to be raised	=	1,000
<b>Total number of seedling to be raised</b>	=	<b>1,11,000</b>

SI No.	Particulars of works	Unit	Quantity	Rate (Rs.)	Amount (Rs.)	Applicable Rate of GST/Cess etc	
						GST	Labour cess
			@Rs.	344	/DL		
1	Maintenance of Chain link fencing including repairing of fencing				10,000		
2	Preparation of 35 Standard beds (10 mother bed for polypots + 25 for naked seedlings/ stumps) by soil working etc. @ 1.5 DLs/ bed = 53 DLs	DLs	53	344	18,232		
3	Preparation of 110 beds for arranging polypot seedlings @ 4 bed/ DLs	DLs	28	344	9632		
4	Procurement of Bamboo for arranging polypots in the raised beds including ropes for tying etc.	No.	110	150	16500		
5	Procurement of quality seeds				12,000		
6	Cost of Procurement of fertile soil, river silt/ sand soil: 225 cu.m @ Rs.300/ cu.m including loading, transport and unloading.	cu.m	225	300	67,500		
7	Cost of Farm yard Manure & Vermicompost: 75 cu.m. @ Rs.500/cu.m	cu.m	75	500	37,500		
8	Cost of fungicide, insecticide/pesticide etc. & their application				2,500		
9	Cost of sowing/ dibbling of seeds in standard/ mother beds @ 5 beds/ DL for 35 beds = 7 DLs	DLs	7	344	2,408		
10	Cost of perforated virgin HDPE black polyot inclusive of all taxes for a) 1,00,000 polypots 5 inch x 8 inch x 300 gauge = 3.8 quintals (approx 26,500 polypot per quintal) b) 1,000 polypots 12 inch x 18 inch x 300	Qtl	4	20000	80,000		

	gauge = 0.2 quintal						
11	Preparation of 1,00,000 polypots including sieving of soil, mixing of soil with manure, filling of soil in polypots, arranging the polypots in beds, transplanting seedlings as per silviculture requirement of species etc. (1 DL = 200 polypot per day) = 500 DLs	DLs	500	344	1,72,000		
12	Preparation of 1000 polypot seedlings for tall planting including cost of polypot preparation and upkeepment (1DL = 20 polypot per day) = 50 DLS	No.	50	344	17,200		
13	Shifting of polypot seedlings to avoid rooting in soil atleast twice in a year @ 1000 polypot /DL = 201 DLS	DLs	201	344	69,144		
14	Providing temporary shed using agronet for shade demanding species (both bareroot & polypot) including purchase of bamboo posts etc.				12,500		
15	Watering of 35 beds & 1.01 Lakh polypots (110 beds) as and when necessary @ 150beds/ DL X 90 days (180 days of lean period) = Total 145 beds X 90 days.	DLs	90	344	30,960		
16	Weeding of 35 beds and 1.01 Lakh polypots (110 beds) @ 3 beds/ DL X 5 weeding/ year = 242 DLs	DLs	242	344	83,248		
17	Protection work, cattle watching, fencing repairing and upkeepment of nursery works - 365 DLs	DLs	365	344	1,25,560		
18	Cost of tools, implements, signboard, bed wise signage (Rs. 100/ signage showing details of species, date of showing/ transplanting and number of plants) etc.				25,000		
19	Transportation of materials & seedlings for free distribution etc.				10,000		
20	Awareness, Monitoring & Evaluation works				5,000		
21	Overhead, Administrative expenditure & Contingency				14,980		
<b>Grand Total = Rs.</b>					<b>8,21,864</b>	<b>NA</b>	<b>NA</b>



**NORMS FOR MAINTENANCE OF 3 ha NURSERY UNDER CAMPA**

Number of Standard beds for raising naked seedlings	=	2
Number of Standard mother beds for raising polypot seedlings	=	2
Number of beds for arranging polypot seedlings	=	0
Total number of polypot seedlings to be raised	=	2,00,000
Total number of naked seedlings to be raised	=	10,000
Total number of Tall seedlings to be raised	=	5,000
<b>Total number of seedlings to be raised</b>	=	<b>2,15,000</b>

SI No.	Particulars of works	Unit	Quantity	Rate (Rs.)	Amount (Rs.)	Applicable Rate of GST/Cess etc	
						GST	Labour cess
			@Rs.	344	/DL		
1	Maintenance of Chain link fencing including repairing of fencing				20000		
2	Preparation of 45 Standard beds (10 mother bed for polypots + 25 for naked seedlings/ stumps) by soil working etc. @ 1.5 DLs/ bed = 68 DLs	DLs	68	344	23,392		
3	Preparation of 225 beds for arranging polypot seedlings @ 4 bed/ DLs	DLs	56	344	19264		
4	Procurement of Bamboo for arranging polypots in the raised beds including ropes for tying etc.	No.	225	150	33750		
5	Procurement of quality seeds				25,000		
6	Cost of Procurement of fertile soil, river silt/ sandy soil: 450 cu.m @ Rs.300/ cu.m including loading, transport and unloading.	cu.m	450	300	1,35,000		
7	Cost of Farm yard Manure & Vermi-compost: 150 cu.m. @ Rs.500/cu.m	cu.m	150	500	75,000		
8	Cost of fungicide, insecticide/pesticide etc. & their application				5,000		
9	Cost of sowing/ dibbling of seeds in standard/ mother beds @ 5 beds/ DL for 45 beds = 9 DLs	DLs	9	344	3,096		
0	Cost of perforated virgin HDPE black polypot inclusive of all taxes for a) 2,15,000 polypots 5 inch x 8 inch x 300 gauge = 7.6 quintals (approx 26,500 polypot per quintal) b) 5,000 polypots 12 inch x 18 inch x 300	Qtl	8.6	20000	1,72,000		

	gauge = 1 quintal						
11	Preparation of 2,00,000 polypots including sieving of soil, mixing of soil with manure, filling of soil in polypots, arranging the polypots in beds, transplanting seedlings as per silviculture requirement of species etc. (1 DL = 200 polypot per day) = 1000 DLs	DLs	1000	344	3,44,000		
12	Preparation of 5000 polypot seedlings for tall planting including cost of polypot preparation and upkeepment (1DL = 20 polypot per day) = 250 DLS	No.	250	344	86,000		
13	Shifting of polypot seedlings to avoid rooting in soil atleast <u>twice</u> in a year @ 1000 polypot /DL = 410 DLs	DLs	410	344	1,41,040		
14	Providing temporary shed using agronet for shade demanding species (both bareroot & polypot) including purchase of bamboo posts etc.	LS			15,000		
15	Watering of 45 beds & 2.05 Lakh polypots (250 beds) as and when necessary @ 150 beds/ DL X 90 days (180 days of lean period) = 177 DLs	DLs	177	344	60,888		
16	Weeding of 45 beds and 2.05 polypots (250 beds) @ 3 beds/ DL X 5 weeding/ year = 492 DLs	DLs	492	344	1,69,248		
17	Protection work, cattle watching, fencing repairing and upkeepment of nursery works - 365 DLs	DLs	365	344	1,25,560		
18	Cost of maintenance of tools, implements, signboard, bed wise signage (signage showing details of species, date of showing/ transplanting and number of plants) etc.				25,000		
19	Capacity Building of frontline staffs/ NGO/ JFMC / PRI members, Awareness/ Sensitisation programmes, motivational campaigns, organisation of Workshops, meetings and exposure visit of all the stakeholders for conservation and protection of forests and wildlife (minimum 6 programmes)				1,50,000		
20	Development of awareness materials and printing of brochures, pamphlets, banners etc.				50,000		
21	Transportation of materials & seedlings for free distribution etc.				25,000		
22	Overhead, Administrative expenditure, Monitoring & Contingency				23,610		
<b>Grand Total = Rs.</b>					<b>17,26,848</b>	<b>NA</b>	<b>NA</b>

**NORMS FOR PROPOSED APURUGIYA BRIKHYA PLANTATION**

<b>Area: 5.0 ha, Spacement: 5m x 5m (Plantation in 4.0 ha.)</b>		
<b>Sl. No.</b>	<b>Item of Works</b>	<b>Cost (Rs. in lakh)</b>
1	Cost of full chain link fencing (4' ht with 10 guage 3" dia link) with 3 strand barbed wire (one strand below the chain link and two strand above the chain link) to be fitted on pre-cast RCC pillars of specific specification and size (2.1m x 0.125m x 0.125m) as per detail specification attached at 2.5 m apart, including transportation, fitting and fixing for 900 RM @ Rs.1706/RM as per estimate (detailed estimate enclosed) with iron gate	15.35
2	Walking track @ 1500 X Rs.300 per RM (earthen track)	4.50
3	Toilet Block 2 (1 no. each for male & female) @ Rs.150000/-	3.00
4	Seating Shed with iron roof truss	4.00
5	Drinking water facility	3.00
6	Solar light, LED street light @ Rs.30000/- each for 6 Nos.	1.80
7	Staff camp hut including installation of tube well/ ring well	2.25
8	Seating bench @ Rs.40000/- x 6	2.40
9	Nursery	3.00
10	Site preparation, advance work, digging pits and planting etc. @ 40 DL/Ha. @ Rs.344/- DL	0.64
11	Signage	1.00
12	Cost of 1600 plants including transportation and planting @ Rs.15/-	0.24
13	1 <sup>st</sup> year 4 Weedings and maintenance @ 40 DL/Ha. @ Rs.344/- DL	0.69
14	2 <sup>nd</sup> year 4 Weedings and maintenance @ 40 DL/Ha. @ Rs.344/- DL	0.69
15	3 <sup>rd</sup> year 4 Weedings and maintenance @ 40 DL/Ha. @ Rs.344/- DL	0.69
16	4 <sup>th</sup> year 4 Weedings and maintenance @ 40 DL/Ha. @ Rs.344/- DL	0.69
17	5 <sup>th</sup> year 4 Weedings and maintenance @ 40 DL/Ha. @ Rs.344/- DL	0.69
18	Contingency	2.00
<b>Total</b>		<b>46.63</b>

### INFRASTRUCTURE DEVELOPMENT

Sl. No.	Name of Divisions	Range Office		Anti Poaching Camp		Range Officer Qtr./ACF Qtr.		Forester-I/Dy RO Qtr.		Assam type Barrack		Forest Guard Qtr.		Remarks
		Unit	Location	Unit	Location	Unit	Location	Unit	Location	Unit	Location	Unit	Location	
<b>UPPER ASSAM ZONE</b>														
<b>EAC, JORHAT</b>														
1	D.F.O. Sibsagar Divn.							1	Borhat Range					Const. of country Boat at Pandehing WL Sanctrury 4 nos. total cost Rs.4.00 lakh
2	D.F.O. Digboi Divn.					1	Soraipung Range, DPNP							
3	D.F.O. Jorhat divn.													Cosnt. Of Canopy bridge over Railway track at Mariani 3 nos. total cost Rs.50.00 lakh

<b>NAC, TEZPUR</b>														
4	D.F.O. Nagaon South divn.								1	Kumurakata, Lanka Range	1	Nakhuti, Lanka Range		
5	D.F.O. Lakhimpur divn.										1	Pabha RF, Salmona Beat		
6	D.F.O. Sonitpur East divn.													Const of 400 RM Boundary wall at Borgang Range. Total estimated cost Rs.38.00 lakh
7	D.F.O. Sonitpur West divn.												1	Duwangbari, Balipara RF
<b>LOWER ASSAM ZONE</b>														
<b>CAC, GUWAHATI</b>														
8	D.F.O Goalpra Div												1	Lakhipur Range
9	D.F.O Kamrup west Div								1	Kulsi Range under Badarpur RF (Dy. Ranger Qtr.)				

10	D.F.O Kamrup East Div										1	Panjabari under Guwahati Range.				
<b>SAC, SILCHAR</b>																
11	DFO. Hailakan di Divn.															Cosnt. Of 500 mtr. Boundary wall at Matijuri. Total amount proposed Rs.75.00 lakh
<b>SOCIAL FORESTRY WING</b>																
<b>CSASFC, GUWAHATI</b>																
12	D.F.O. Nalbari SF divn.	1	Nalbari SF Range													
<b>PCCF, WILDLIFE</b>																
13	D.F.O. Western Assam WL Divn.							1	Kalamati Range							
14	D.F.O Tinsukia WL Div.			2	1. Suvnaloh area 2. Laika						1	Guijan Saikhowa				
15	D.F.O. Kokrajhar WL Divn.	1	Chakrasila WLs													

16	D.F.O. Guwahati WL Divn.			1	Ghoguwa									Const. of Country Boat 6 nos. at Rs.75000 each. Total amount proposed Rs.4.50 lakh
17	DFO Nagaon WL													Purchase of speed boat Burahchap ori WL 2 nos. @Rs.15 lakh each.
18	DFO, Biswanat h WL. Divn.							1	Eastern Range, Gamiri					
19	DFO Mangald ai WL Div.			2	1. Sardar Chapori 2. Biskhuti Chapori									
<b>CCF, REWP</b>														
20	Assam Forest Guard School Makum													Const. of 220 mtr. Boundary wall of Assam Forest Guard School,





<b>REWP, Guwahati</b>			
3	Assam Forest Guard School, Makum	3 month crash training for Forest Guard & Game Watcher	7387350.00
<b>BTC, Kokrajhar</b>			
4	Parbotjhora Divn.	Wildlife week, eart day, Environment day, Biodiversity day	
<b>Total</b>			<b>7387350</b>
			<b>10000000</b>

### SOIL MOISTURE CONSERVATION AND HABITAT MANAGEMENT

Sl. No	Name of Division	Soil Moisture Conservation			Habitat Management		
		Location	Particular	Estimated amount (in Rs.)	Location	Particular	Estimated amount (In Rs.)
<b>Lower Assam Zone</b>							
1	Cachar Division	Udharbond range at Indranagar sub beat	2 nos. Check dam	3000000			
		Udharbond range at Borail WL Sanctuary	2 nos. Check dam	3000000			
2	Karup West Division	Oukhal under Mataikhar RF, Loharghat Range	RCC Check dam water harvesting structure	2000000			
<b>PCCF WL</b>							
3	Eastern Assam WI Divn.	Gerakati	Const. of one Box culvert with sluice gate facility and stone pitching	800000	Roumari	Removal of Simul 30 ha. (Per ha. cost Rs.75000/-)	2250000
		Donga	Repairing of Donga Spillway	400000	Roumari	Removal of Panichitiki 30 ha. (Per ha. cost Rs.75000/-)	2250000

4	Manas Tiger Project				Mahal camp, Bansbari Range	1st year maintenance of earlier Habitat Management work 150 ha. @ Rs.40000 per ha.	600000
					Mahut camp, Bansbari Range	1st year maintenance of earlier Habitat Management work 58 ha. @ Rs.40000 per ha.	2320000
					Rhino camp, Bansbari Range	1st year maintenance of earlier Habitat Management work 16 ha. @ Rs.40000 per ha.	640000
					Barbala area, Panbari Range	1st year maintenance of earlier Habitat Management work 22 ha. @ Rs.40000 per ha.	880000
					Tangwnmara area, Bhuyanpara Range	1st year maintenance of earlier Habitat Management work 2 ha. @ Rs.40000 per ha.	80000
					Mainao Area Plot-1	Creation of Solar Fencing 20 ha. (3 nos. @ Rs.2.00 lakh each)	600000
						Clearing of 20 ha. exclosure from weeds and weedy encroachment by uprooting @Rs.1 lakh per ha.	2000000
<b>Total</b>				<b>9200000</b>			<b>17020000</b>

## PURCHASE OF EQUIPMENTS AND STAFF AMENITIES

Sl. no	Name of the Division	Particular	Equipment (In Rs.)	staff amenities (In Rs.)
<b>Upper Assam Zone</b>				
<b>EAC, Jorhat</b>				
1	Jorhat Division	Cosnt. Of Sanitary Latrine, bathroom, toilet at New Sonowal under Mariani Range 1 no.		300000
		Cosnt. Of Sanitary Latrine, bathroom, toilet at Morongial under Mariani Range 1 no.		300000
		Installation of running water facility at Morongial under Mariani Range 1 no.		250000
		Installation of running water facility at New Sonowal under Mariani Range 1 no.		250000
2	Sivsagar Division	Purchase of GPS 9 nos. @Rs.30000/-	270000	
<b>NAC Tezpur</b>				
3	Sonitpur West Divn.	Installation of water pump including overhead water tank using Odex drilling method at Central Range HQ, Charduar RF (1 no.)		1500000
4	Sonitpur East Divn.	Digging of borewell at Radhasoo Naharjaan, Behali RF, Borgang Range 2 nos.		500000
		Construction of water purification system at Rangagorah, Silamari, Behali RF, Borgang Range 2 nos.		1000000
<b>Lower Assam Zone</b>				
<b>CAC, Guwahati</b>				
5	North Kamup Divn.	Construction of RCC overhead water tank with deep boring at Kurua Range		145236
<b>SAC, Silchar</b>				
6	Hailakandi Division	Purchase of GPS 7 nos. @Rs.50000/-	350000	
7	Cachar Division	Drinking water facility in all ranges (6 nos) @Rs.100000/-		600000

<b>Social Forestry Wing</b>				
<b>CSASFC, Guwahati</b>				
8	Karimganj SF Divn.	Purchase of GPS 4 nos.	150000	
<b>Wildlife Wing</b>				
9	Manash Tiger Reserve Forest	Purchase of Cuddeback white Flash Camera Trap 300 nos. @ Rs.20000 each	6000000	
		Laser Range Finder 10 nos. @Rs.20532	205320	
		Suunto Compass 20 nos. @Rs.7316/-	146320	
10	Western Assam WL Divn.	Sanitary Latrine 8 nos. @Rs.1.77 lakh (Nameri Range, Sejosa APC, Samjuli APC, Myna APC, Bhalukpung APC, Sikom APC, Kalamati Range, Serpabeel APC, Gelgeli APC, Sambari APC)		1416000
11	Guwahati WL Divn.	Const. of Ring well and filter 1 no. at Panikhaiti Anti Poching camp		200000
<b>Total</b>			<b>7121640</b>	<b>6461236</b>

(c) Details of maintenance works in physical and financial terms, proposed to be undertaken during 2022-23 in the case of activities undertaken in previous years which need maintenance for their survival and sustainability.

### ARTIFICIAL REGENERATION (AR)

Sl. No.	Maintenance of Artificial Regeneration (AR) undertaken in previous year	Area (in Ha.)	Financial (in lakhs)
1	Creation and 1 <sup>st</sup> year maintenance	1653	957.96
2	3 <sup>rd</sup> year maintenance of earlier created AR (Committed)	980	408.84
3	4 <sup>th</sup> year maintenance of earlier created AR (Committed)	1000	253.37
4	5 <sup>th</sup> year maintenance of earlier created AR (Committed)	538	110.09
	<b>TOTAL</b>	<b>4171</b>	<b>1730.26</b>

### AIDED NATURAL REGENERATION (ANR)

Sl. No.	Maintenance of Aided Natural Regeneration (ANR) undertaken in previous year	Area (in Ha.)	Financial (in lakhs)
1	Creation and 1 <sup>st</sup> year maintenance	330	176.51
2	2 <sup>nd</sup> year maintenance of earlier created ANR (Committed)	200	68.52
3	3 <sup>rd</sup> year maintenance of earlier created ANR (Committed)	580	159.34
	<b>TOTAL</b>	<b>1110</b>	<b>404.37</b>

### SAL COPPICE MANAGEMENT

Sl. No.	Maintenance of Sal Coppice Management undertaken in previous year	Area (in Ha.)	Financial (in lakhs)
1	Creation and 1 <sup>st</sup> year maintenance	25	4.29
2	2nd year maintenance of earlier created Sal Coppice (Committed)	50	5.32
3	3rd year maintenance of earlier created Sal Coppice (Committed)	235	24.68
4	4th year maintenance of earlier created Sal Coppice (Committed)	100	10.18
	<b>TOTAL</b>	<b>410</b>	<b>44.47</b>

### APURUGYA BRIKSHA PLANTATION

Sl.	Maintenance of Apurugiya Briksha Plantation undertaken	Area	Financial
-----	--	------	-----------

No.	in previous year	(in Ha.)	(in lakhs)
1	2 <sup>nd</sup> year maintenance	10 (2 unit)	1.38
2	4 <sup>th</sup> year maintenance	25 (5 unit)	3.45
3	5 <sup>th</sup> year maintenance	35 (7 units)	4.83
	<b>TOTAL</b>	<b>70</b>	<b>9.66</b>

**NURSERY**

Sl. No.	Maintenance of nurseries	Nos.	Financial (in lakhs)
1	1.5 ha Nursery	29	437.90
2	3.0 ha Nursery	6	192.12
	<b>TOTAL</b>	<b>35</b>	<b>630.02</b>

**BIO-DIVERSITY PARK**

Sl. No.	Maintenance of Bio-diversity Parks	Nos.	Financial (in lakhs)
1	4 <sup>th</sup> year maintenance	24	31.92

**PART-IV**  
**MEASURABLE OUTPUT OF ALL PHYSICAL ACTIVITIES AND TARGETS OF EACH PERMISSIBLE ACTIVITY ALONG WITH THE PERIOD REQUIRED FOR ACHIEVING THE MEASURABLE OUTPUT**

- (a) Physical and financial targets of each activity to be undertaken in measurable quantity along with the estimated cost of such activities in tabular form including details provided in part II and part III.

Sl. No	Activities	Physical (in ha/ Nos)	Financial (Rs.In lakhs)	Under CAF Rules
<b>Compensatory Afforestation (CA Fund)</b>				
<b>A</b>	<b>Site Specific Plantation</b>			CA Plantation
	Fencing, Adv. work, and nursery	63.53	175.83	
	Creation & 1st year maintenance (Committed)	528.27	303.92	
	3rd year maintenance of earlier created SSP (Committed)	239.868	112.51	
	4th year maintenance of earlier created SSP (Committed)	531.05	140.8	
	5th year maintenance of earlier created SSP (Committed)	436.74	86.85	
	6th year maintenance of earlier created SSP (Committed)	252.42	64.82	
	<b>Total of Fencing &amp; Adv. Work &amp; Site Nursery</b>	<b>63.53</b>	<b>175.83</b>	
	<b>Total of SSP Maintenance (Committed)</b>	<b>1988.348</b>	<b>708.9</b>	
<b>Total Compensatory Afforestation Fund (CA Fund)</b>			<b>884.73</b>	

<b>Work under NPV (80% of NPV Category)</b>				
<b>B</b>	<b>Artificial Regeneration (AR)</b>			Rule 5 (2) (b)
	Fencing, Adv. work, and nursery	1195	2520.11	
	Creation & 1st Year maintenance (Committed)	1653	957.96	
	3rd year maintenance of earlier created AR (Committed)	980	408.84	
	4th year maintenance of earlier created AR (Committed)	1000	253.37	
	5th year maintenance of earlier created AR (Committed)	538	110.09	
	<b>Total of Fencing &amp; Adv. Work &amp; Site Nursery</b>	<b>1195</b>	<b>2520.11</b>	

	<b>Total of Maintenance(Committed)</b>	4171	1730.26	
	<b>Sub Total of Artificial Regeneration</b>		<b>4250.37</b>	
C	<b>Aided Natural Regeneration (ANR)</b>			Rule 5 (2) (a)
	Erection of Fencing, Infrastructure (Holong conservation)	435	832.37	
	Creation & 1st Year maintenance (Committed)	330	176.51	
	2nd year maintenance of earlier created ANR (Committed)	200	68.52	
	3rd year maintenance of earlier created ANR (Committed)	580	159.34	
	<b>Total of Fencing &amp; Adv. Work &amp; Site Nursery</b>	435	832.37	
	<b>Total of Maintenance (Committed)</b>	1110	404.37	
	<b>Sub Ttotal of ANR</b>		<b>1236.74</b>	
D	<b>Sal Coppice Management</b>			Rule 5(2) (a) & (c)
	Fencing, Adv. work, and nursery	25	42.91	
	Creation & 1st Year maintenance (Committed)	25	4.29	
	2nd year maintenance of earlier created Sal (Committed)	50	5.32	
	3rd year maintenance of earlier created Sal Coppice (Committed)	235	24.68	
	4th year maintenance of earlier created Sal Coppice (Committed)	100	10.18	
	<b>Total of Fencing &amp; Adv. Work &amp; Site Nursery</b>	25	42.91	
	<b>Total of Maintenance (Committed)</b>	410	44.47	
	<b>Sub Total of Sal Coppice</b>		<b>87.38</b>	
E	<b>Apurugia Briksha Plantation</b>			Rule 5(2) (b)
	2nd year maintenance (Committed)	10 (2 unit)	1.38	
	4th year maintenance (Committed)	25 (5 unit)	3.45	
	5th year maintenance (Committed)	35 (7 unit)	4.83	
	<b>Sub Total of Apurugia Briksha Plantation</b>	<b>70 (14 unit)</b>	<b>9.66</b>	
F	<b>Soil Moisture conservation</b>	<b>7 nos.</b>	<b>92.00</b>	Rule 5(2) (g)
G	<b>Habitat Management in Protected Areas</b>	<b>348 ha.</b>	<b>170.20</b>	Rule 5(2) (i)
H	<b>4th year maintenace of Bio Diversity Park</b>	<b>24 nos.</b>	<b>31.92</b>	Rule 5(2) (b) and (m)
	<b>Total of work under 80% of NPV (B+C+D+E+F+G+H)</b>		<b>5878.27</b>	<b>80.57% of NPV</b>



<b>Work under NPV (20% of NPV Category)</b>				
<b>I</b>	<b>Infrastructure Development</b>			Rule 5(3) (e) & Rule 5(3)( C)
	Construction of Range Office	2 nos.	99.64	
	Construction of Range Officer Qtr.	2 nos.	137.04	
	Construction of Forester-I Qtr.	4 nos.	149.12	
	Construction of Fgd. Qtr.	2 nos.	70.32	
	Construction of Assam Type Barrack	4 nos.	180.24	
	Anti Poaching Camp	6 nos.	221.16	
	Cosnt. Of Canopy bridge over Railway track at Mariani	3 nos.	50.00	
	Const. of country Boat	10 nos.	8.50	
	Purchase of speed boat Burahchapori Wild Life	2 nos.	30.00	
	Const of Bounary wall	1120 RM	133.00	
	Addl. Fund for Range Office cum Qtr for earlier approved work	1 no.	52.97	
	<b>Purchase of equipments</b> GPS machine 20 nos. Laser Range Finder 10 nos. Cuddeback white Flash Camera Trap 300 nos. Suunto Compass 20 nos	LS	71.22	
<b>Sub Total of Infrastructure</b>		<b>1203.21</b>		
<b>J</b>	<b>Staff amenities for frontline field personnel</b>		<b>64.61</b>	Rule 5( 3) (e)
<b>K</b>	<b>Publicity &amp; Awareness</b>	LS	<b>100.00</b>	Rule 5(3) (i)
<b>L</b>	<b>Monitoring and Evaluation cost</b>	LS	<b>50.00</b>	Rule 5(3) (h)
<b>Total of work under 20% of NPV (I+J+K+L)</b>			<b>1417.82</b>	<b>19.43% of NPV</b>
<b>Total of NPV</b>			<b>7296.09</b>	

<b>Interest Accrued</b>				
<b>M</b>	Maintenance of 1.5 ha Nursery (Committed)	29	437.9	
	Maintenance of 3.0 ha Nursery (Committed)	6	192.12	
	<b>Sub Total of Nurseries Maintenance</b>	<b>35</b>	<b>630.02</b>	
<b>N</b>	Staff Salary of CEO office	LS	50.00	Rule 6( a) (iv)
	<b>Sub-Total</b>		<b>680.02</b>	<b>81.93% of Interest</b>
	Administrative expenditure	LS	50.00	Rule 6(b) (i) & (ii)
	Contingencies	LS	100.00	
	<b>Sub-Total</b>		<b>150.00</b>	<b>18.07% Interest</b>
<b>Total Interest (M+N)</b>			<b>830.02</b>	

Others				
O	Repairing of Frontline Forest Staff Quarters (232 Nos.)		1309.9	
	Procurement of vehicle for forntline staff (for Forests and Wildlife Protection Duties)		1400.00	
	Capacity development of frontline staffs by REWP Wing		73.87	
<b>Sub-Total of others</b>			<b>2783.77</b>	
<b>Grand Total</b>			<b>11794.61</b>	

(b) Measurable output of all physical activities to be undertaken along with the period required for achieving the measurable output.

Physical Activity	Details	Measurable output	Period required for achieving the measurable output
Compensatory Afforestation & Afforestation	Advance work	Fencing of area selected, and preparation of land and site nursery	One year
	Creation of plantation	Establishment of plantation	5 years
	2 <sup>nd</sup> year maintenance	Establishment of plantation	4 years
	3 <sup>rd</sup> year maintenance	Establishment of plantation	3 years
	4 <sup>th</sup> year maintenance	Establishment of plantation	2 years
	5 <sup>th</sup> year maintenance	Establishment of plantation	1 years
ANR	Advance work	Fencing of area selected, and preparation of land and site	One year

		nursery	
	Plantation of seedlings and maintenance	Increase in density of forests	3 years
	2 <sup>nd</sup> year maintenance	Increase in density of forests	2 years
	3 <sup>rd</sup> year maintenance	Increase in density of forests	1 years
Habitat Management	Maintenance of grasslands in PA	Removal of wood lands and improvement of grasslands	1 year
Nursery	Maintenance of nursery	Nos of seedling production	1 year
Infrastructure	Construction of buildings/bridges/Animal Rescue Centers	Numbers of infrastructure constructed	1 year
Soil Moisture Conservation	Construction of Check dams	Improvement in moisture content and increase in green cover	3 years
Procurement of Goods	Purchase through tender	Number of goods procured	1 year
Publicity and Awareness	Publication of Publicity materials/Development of Documentary films/Awareness programmes	Number of such activities completed	1 year
Others			Within 1 year

**(c) Details of the concurrent monitoring and evaluation report including third party monitoring undertaken in past with photographs.**

The monitoring and evaluation of CAMPA activities for the years 2010-11 to 2018-19 had been carried out by the Green Initiative Certification and Inspection Agency Pvt. Ltd. (GICIA India Pvt. Ltd). These reports had already been submitted to the Ad-hoc CAMPA/National CAMPA, MoEF & CC, Govt. of India along with the previous year's Annual Plans of Operation (APO). The

Monitoring & Evaluation for the years **2019-20** and **2020-21** is being initiated by Rain Forest Research Institute, Jorhat.

The overall performance score of the CAMPA activity in the State is computed to be **8.09 out of 10** by the Monitoring Agency. This reflects the overall performance of the State under CAMPA as satisfactory, which meets basic requirements and adherence to the objective, potential for improvement to achieve excellence and higher concentration on individual parameters and regular monitoring, reporting and verification could elevate score to highly satisfactory level.

### **Declaration**

The above Annual Plan of Operation has been adopted by the Assam State Authority.

**(Dr. Satyendra Singh, IFS)**  
Addl. PCCF & Chief Executive Officer  
-cum-  
Member Secretary  
SLEC & SLSC  
Assam CAMPA



**Minutes of the State Level Steering Committee Meeting of State CAMPA, Assam**

**Date and Time: 29<sup>th</sup> May, 2023 at 06.00 PM.**

**Venue: Conference Hall of the Chief Secretary, Assam, C-Block, 3<sup>rd</sup> Floor, Janata Bhawan.**

**List of the Members present in the meeting is annexed.**

The Chief Secretary-cum-Chairman welcomed the members of the State Level Steering Committee (SLSC) and requested the Chief Executive Officer, State CAMPA to start the meeting as per the agenda items. The CEO, State CAMPA briefed about the background of CAMPA before the Committee.

The CEO, State CAMPA gave a power point presentation on the agenda items of the meeting before the Committee. Agenda wise decision taken by the State Level Steering Committee is given below:

**1. Confirmation of minutes of the last State Level Steering Committee meeting held on 20.09.2022.**

The minutes of the last State Level Steering Committee meeting held on 20.09.2022 was circulated vide letter No. FG.27/CAMPA/SLSC/2022, dated 14.10.2022 to all the Members of the Committee. As no comments on the minutes have been received from any Member, the minutes is placed before the Committee for confirmation. The Committee confirmed the same.

**2. Action Taken Report on Decisions Taken in the last SLSC meeting held on 20.09.2022.**

<b>Agenda Items</b>	<b>Action Taken</b>
Additional Annual Plan of Operation (APO) for the year 2022-23 amounting to Rs. 53.16 crore for providing land compensation to affected families at Kaziranga National Park.	The National CAMPA has approved the Additional APO for Rs. 53.16 crore and the fund have already been released to the Divisional Forest Officer, Eastern Assam Wildlife Division. The said fund has been released by adjusting the unspent balance and accrued interest lying in bank account of CAMPA from the year 2009-10 onwards instead of drawing it from the State Compensatory Afforestation Fund (SCAF).  Accrued Interest: Rs. 15.64 crore  Unspent Balances: Rs. 37.52 crore  <b>Total Rs. 53.16 crore</b>

*J*



Any other matter with permission of the Chair.	The matter has been taken up with the Finance Department and same is under process.
Interest to be paid on the SCAF as per instructions from the National Authority, MoEF & CC, Govt. of India which is calculated to be approx. Rs. 64.96 crores.	

The Committee noted the same.

**3. Scrutiny of proposals and approval of Annual Plan of operation (APO) for the year 2023-24.**

The CEO, State CAMPA presented the draft APO of 2023-24 amounting to Rs. 117.95 crore focusing upon Site Specific Plantation (Compensatory Afforestation), Plantations under Net Present Value (NPV), Infrastructure Development, Publicity & Awareness and other components integrated in the APO.

Discussing about the plantation, the Chief Secretary-cum-Chairman scrutinized the proposed sites for the plantation and asked about the difference in Compensatory Afforestation and plantations under NPV. Regarding procurement of vehicles for frontline staff (for Forests and Wildlife Protection Duties) the Committee approved the amount of Rs. 14.00 crore. Further, it was decided that a detail analysis of present number of vehicles being used by the department and numbers of vehicles further required for the department exclusively for Forest and Wildlife protection duties would be done before procurement.

After item wise discussion, the SLSC approved the following Annual Plan of Operation amounting to Rs. 11794.61 lakhs for the year 2023-24.

Sl. No	Activities	Physical (in ha/ Nos)	Financial (Rs. In lakhs)	Under CAF Rules
<b>Compensatory Afforestation (CA Fund)</b>				
A	<b>Site Specific Plantation</b>			CA Plantation
	Fencing, Adv. work, and nursery	63.53	175.83	
	Creation & 1st year maintenance (Committed)	528.27	303.92	
	3rd year maintenance of earlier created SSP (Committed)	239.868	112.51	
	4th year maintenance of earlier created SSP	531.05	140.8	

	(Committed)			
	5th year maintenance of earlier created SSP (Committed)	436.74	86.85	
	6th year maintenance of earlier created SSP (Committed)	252.42	64.82	
	<b>Total of Fencing &amp; Adv. Work &amp; Site Nursery</b>	<b>63.53</b>	<b>175.83</b>	
	<b>Total of SSP Maintenance (Committed)</b>	<b>1988.348</b>	<b>708.9</b>	
	<b>Total Compensatory Afforestation Fund (CA Fund)</b>		<b>884.73</b>	
	<b>Work under NPV (80% of NPV Category)</b>			
B	<b>Artificial Regeneration (AR)</b>			Rule 5 (2) (b)
	Fencing, Adv. work, and nursery	1195	2520.11	
	Creation & 1st Year maintenance (Committed)	1653	957.96	
	3rd year maintenance of earlier created AR (Committed)	980	408.84	
	4th year maintenance of earlier created AR (Committed)	1000	253.37	
	5th year maintenance of earlier created AR (Committed)	538	110.09	
	<b>Total of Fencing &amp; Adv. Work &amp; Site Nursery</b>	<b>1195</b>	<b>2520.11</b>	
	<b>Total of Maintenance(Committed)</b>	<b>4171</b>	<b>1730.26</b>	
	<b>Sub Total of Artificial Regeneration</b>		<b>4250.37</b>	
C	<b>Aided Natural Regeneration (ANR)</b>			Rule 5 (2) (a)
	Erection of Fencing, Infrastructure (Holong conservation)	435	832.37	
	Creation & 1st Year maintenance (Committed)	330	176.51	
	2nd year maintenance of earlier created ANR (Committed)	200	68.52	
	3rd year maintenance of earlier created ANR (Committed)	580	159.34	
	<b>Total of Fencing &amp; Adv. Work &amp; Site Nursery</b>	<b>435</b>	<b>832.37</b>	
	<b>Total of Maintenance (Committed)</b>	<b>1110</b>	<b>404.37</b>	
	<b>Sub Ttotal of ANR</b>		<b>1236.74</b>	
D	<b>Sal Coppice Management</b>			Rule 5(2) (a) & (c)
	Fencing, Adv. work, and nursery	25	42.91	
	Creation & 1st Year maintenance (Committed)	25	4.29	

9



	2nd year maintenance of earlier created Sal (Committed)	50	5.32	
	3rd year maintenance of earlier created Sal Coppice (Committed)	235	24.68	
	4th year maintenance of earlier created Sal Coppice (Committed)	100	10.18	
	<b>Total of Fencing &amp; Adv. Work &amp; Site Nursery</b>	25	42.91	
	<b>Total of Maintenance (Committed)</b>	410	44.47	
	<b>Sub Total of Sal Coppice</b>		<b>87.38</b>	
E	<b>Apurugia Briksha Plantation</b>			Rule 5(2) (b)
	2nd year maintenance (Committed)	10 (2 unit)	1.38	
	4th year maintenance (Committed)	25 (5 unit)	3.45	
	5th year maintenance (Committed)	35 (7 unit)	4.83	
	<b>Sub Total of Apurugia Briksha Plantation</b>	<b>70 (14 unit)</b>	<b>9.66</b>	
F	<b>Soil Moisture conservation</b>	<b>7 nos.</b>	<b>92.00</b>	Rule 5(2) (g)
G	<b>Habitat Management in Protected Areas</b>	<b>348 ha.</b>	<b>170.20</b>	Rule 5(2) (i)
H	<b>4th year maintenace of Bio Diversity Park</b>	<b>24 nos.</b>	<b>31.92</b>	Rule 5(2) (b) and (m)
<b>Total of work under 80% of NPV (B+C+D+E+F+G+H)</b>			<b>5878.27</b>	<b>80.57% of NPV</b>
<b>Work under NPV (20% of NPV Category)</b>				
I	<b>Infrastructure Development</b>			Rule 5(3) (e) & Rule 5(3)( C)
	Construction of Range Office	2 nos.	99.64	
	Construction of Range Officer Qtr.	2 nos.	137.04	
	Construction of Forester-I Qtr.	4 nos.	149.12	
	Construction of Fgd. Qtr.	2 nos.	70.32	
	Construction of Assam Type Barrack	4 nos.	180.24	
	Anti Poaching Camp	6 nos.	221.16	
	Cosnt. Of Canopy bridge over Railway track at Mariani	3 nos.	50.00	
	Const. of country Boat	10 nos.	8.50	
	Purchase of speed boat Burahchapori Wild Life	2 nos.	30.00	
	Const of Bounary wall	1120 RM	133.00	
	Addl. Fund for Range Office cum Qtr for earlier approved work	1 no.	52.97	





	<b>Purchase of equipments</b> GPS machine 20 nos. Laser Range Finder 10 nos. Cuddeback white Flash Camera Trap 300 nos. Suunto Compass 20 nos	LS	71.22	
	<b>Sub Total of Infrastructure</b>		<b>1203.21</b>	
<b>J</b>	<b>Staff amenities for frontline field personnel</b>		<b>64.61</b>	Rule 5(3) (e)
<b>K</b>	<b>Publicity &amp; Awareness</b>	LS	<b>100.00</b>	Rule 5(3) (i)
<b>L</b>	<b>Monitoring and Evaluation cost</b>	LS	<b>50.00</b>	Rule 5(3) (h)
<b>Total of work under 20% of NPV (I+J+K+L)</b>			<b>1417.82</b>	<b>19.43% of NPV</b>
<b>Total of NPV</b>			<b>7296.09</b>	
<b>Interest Accrued</b>				
<b>M</b>	Maintenance of 1.5 ha Nursery (Committed)	29	437.9	
	Maintenance of 3.0 ha Nursery (Committed)	6	192.12	
	<b>Sub Total of Nurseries Maintenance</b>	<b>35</b>	<b>630.02</b>	
<b>N</b>	Staff Salary of CEO office	LS	50.00	Rule 6( a) (iv)
	<i>Sub-Total</i>		<b>680.02</b>	<b>81.93% of Interest</b>
	Administrative expenditure	LS	50.00	Rule 6(b) (i) & (ii)
	Contingencies	LS	100.00	
	<i>Sub-Total</i>		<b>150.00</b>	<b>18.07% Interest</b>
<b>Total Interest (M+N)</b>			<b>830.02</b>	
<b>Others</b>				
<b>O</b>	<b>Repairing of Frontline Forest Staff Quarters (232 Nos.)</b>		<b>1309.9</b>	
	<b>Procurement of vehicles for frontline staff (for Forests and Wildlife Protection Duties)</b>		<b>1400.00</b>	
	<b>Capacity development of frontline staffs by REWP Wing</b>		<b>73.87</b>	
<i>Sub-Total of others</i>			<b>2783.77</b>	
<b>Grand Total</b>			<b>11794.61</b>	

4. **Creation of nurseries for raising additional 4 crore seedlings.**

The CEO, State CAMPA stated that the Government of Assam has decided to go for large scale plantation of commercial tree species outside forest area like – Government land, campus of various institutions, religious places, private lands etc including departmental plantations to increase the tree cover/forest cover in the State as well as

*A*



provide for income to the people. Therefore, it is proposed to raise 4 crore additional seedlings under Net Present Value (NPV) Head of Assam State CAMPA fund. The total estimated amount required for raising 4 crore seedlings is Rs 5,600 lakh. Accordingly, as directed by the Govt., a proposal has been submitted to National Authority, MoEF&CC, Govt. of India on 11<sup>th</sup> May, 2023 and the same was placed before SLEC meeting held on 16.05.2023 and accepted.

In this regard, the Chairman suggested to take necessary steps for selection of the sites and commercial species to be grown in these nurseries. He also suggested to create awareness among the local people regarding various commercial species. The Committee approved the proposal for raising 4 crore seedlings with estimated cost of Rs. 56.00 crore.

**5. Proposal for carrying out urgent works from the interest lying in the CEO, State CAMPA bank account.**

**(A) Creation of plantation at Chandubi in Kamrup West Forest Division:**

The Hon'ble Governor, Assam has decided for a plantation programme at Chandubi involving Hon'ble Chief Minister, Hon'ble Members of the State Cabinet, Hon'ble MPs of Assam. All Hon'ble MLAs and Senior Officers of Govt. of Assam and Officers of Raj Bhawan, Assam. The site has been finalized at Chandubi having an area of 1.5 ha. Accordingly, for organization of the programme to be graced by VVIPs, creation of plantation and its maintenance for five years, the DFO, Kamrup West Division has submitted an estimate of Rs. 29.64 lakh. (Rs. 19.21 for advance works, creation of plantation and related arrangements for VVIPs and Rs. 10.43 for maintenance of this plantation for five years. Since there is no fund earmarked for this activity it was placed before SLEC to consider the proposal and sanction of Rs. 29.64 lakh and release of Rs. 19.21 lakh to the DFO from the interest accrued in the bank account of State CAMPA, Assam.

**(B) Reclamation of evicted area at Burhachapori Wildlife Sanctuary:**

The Hon'ble Chief Minister, Assam has instructed to create plantation at evicted area of Burhachapori Wildlife Sanctuary. Accordingly, the DFO, Nagaon Wildlife division has submitted the estimate for reclamation of the evicted area wherein various proposed activities are Installation of Boundary Pillar, Erection of Solar Powered Electric Fencing, Ploughing of evicted land, Creation of Plantation, Construction of new Tongis etc.

Since there is no fund earmarked for this activity it was placed before SLEC to consider the proposal and sanction from the interest accrued in the bank account of State CAMPA, Assam. The SLEC has accepted the proposal for sanctioning of Rs. 71.00 lakhs from the interest accrued in the bank account of State CAMPA, Assam.

As the expenditure for both the works will be done from the accrued interest of State CAMPA bank account, the matter was placed before the SLSC for approval and the Committee approved both the above said proposals.

**6. Acceptance of the audit report for the year 2020-21.**

The CEO, State CAMPA stated that the internal audit of State CAMPA, Assam is conducted every year by the hired Chartered Accountant, empanelled under Comptroller and Auditor General of India. The internal audit for the year 2010-11 to 2019-20 has already been completed and same has also been accepted by the SLSC. The audit for the year 2020-21 has also been completed recently and was accepted by the SLEC meeting held on 16.05.2023. The Audit Report of 2020-21 was placed before the SLSC.

Regarding the observations laid down in the audit report, the Chairman has suggested to take necessary measures to meet the observations on a time bound manner.

Meeting ended with vote of thanks from the Chair.

Sd/-  
**(Paban Kumar Borthakur, IAS)**  
Chief Secretary  
-cum-  
Chairman  
State Level Steering Committee  
State CAMPA, Assam

Memo No. FG.27/CAMPA/SLSC/2022


Dated 01.06.2023

1. The P.S. to the Chief Secretary, Assam, Janata Bhawan, Dispur.
2. The Addl. Chief Secretary to the Govt. of Assam, Environment & Forest Department, Dispur.
3. The Addl. Chief Secretary to the Govt. of Assam, T & D Department, Dispur.
4. The Addl. Chief Secretary to the Govt. of Assam, Agriculture Department, Dispur.
5. The Deputy Inspector General of Forests (Central), Govt. of India, MoEF & CC Integrated Regional Office, Rukmini Gaon, Guwahati-22.
6. The Principal Chief Conservator of Forests & Head of Forests Force, Assam, Aranya Bhawan, Panjabari.
7. The Principal Chief Conservator of Forests (Wildlife) & CWLW, Assam, Aranya Bhawan, Panjabari.
8. The Additional Principal Chief Conservator of Forest (Social Forestry) cum Nodal Officer, State Forest Development Agency, Assam.
9. The Principal Secretary to the Govt. of Assam, Finance Department, Dispur.
10. The Principal Secretary to the Govt. of Assam, P & RD Department, Dispur.
11. The Principal Secretary to the Govt. of Assam, Tribal Affairs (Plain) Deptt. / Social Justice & Empowerment, Dispur.





12. The Principal Secretary to the Govt. of Assam, Revenue & DM Department, Dispur.
13. The Chief Conservator of Forests and Nodal Officer (F.C. Act), O/o the PCCF & HoFF, Assam, Aranya Bhawan, Panjabari.
14. The Secretary to the Govt. of Assam, Science & Technology Department, Dispur.
15. Shri Ramen Singh Rabha, S/o Aloram Rabha, Vill: Lampara, P.S.Boko, Dist: Kamrup
16. The Secretary, Coordination, O/o the Chief Secretary, Assam, Janata Bhawan, Dispur – 6
17. The Senior Finance and Accounts Officer and Financial Advisor (State CAMPA), O/o the PCCF & HoFF, Assam, Aranya Bhawan.

  
**(Dr. Satyendra Singh, IFS)**  
Member Secretary  
State Level Steering Committee cum  
Addl. Principal Chief Conservator of Forests &  
Chief Executive Officer, State CAMPA, Assam  
Aranya Bhawan, Panjabari.

e/c

ISSUED ON...01/06/2023

**GOVT. OF ASSAM**  
**OFFICE OF THE LABOUR COMMISSIONER: ASSAM**  
**GUWAHATI-16**

No. ACL/41/2004/ 8264-330

Dated Guwahati the 31<sup>st</sup> Aug, 2022

**Notification**

In pursuance of earlier Notification No. ACL/41/2004/3173-3241, dtd. 20/04/2022, the rate of VDA to be paid to workman employed by and through contractors mentioned below in respect of case which are not covered under Minimum Wages Act, 1948 and where the workman employed by the contractors do not perform the same or similar nature of work as done by workers, directly employed by the Principal Employers of the establishment. The following rates are fixed on the 100% rise on average all India Consumer Price Index (base 2001=100) for the period January, 2022 (CPI Points 360.288) to June, 2022 (CPI Points 372.096).

Now it is hereby, notified that, following VDA shall be payable to the following categories in the table calculated below w.e.f. 1/7/2022.

**TABLE**

Categories of Workman	Basic Rate (In Rs.)		CUMMULATIVE Existing VDA Rate (w.e.f. 01.01.2022) (In Rs.)		Rate of VDA Increase (w.e.f. 01/07/2022) (In Rs.)		New Rate (w.e.f. 01/07/2022) (In Rs.)	
	Per day	Per Month	Per day	Per Month	Per day	Per Month	Per day	Per Month
Highly Skilled/ Account or equivalent to Accountant	460	13800	621.18	18635.46	10.26	307.74	631.44	18943.20
Skilled (ITI Certificate holder or equivalent/clerical)	370	11100	499.64	14989.21	8.25	247.49	507.89	15236.70
Skilled (Other than ITI Certificate Holder)	350	10500	475.29	14258.71	7.81	234.29	483.10	14493.00
Semi Skilled	290	8700	391.54	11746.14	6.47	194.16	398.01	11940.30
Unskilled Workman	250	7500	337.58	10127.25	5.58	167.55	343.16	10294.80

This notified rate of VDA shall come into retrospective effect from 01.07.2022 for a period of six months.

Sd/-  
(Anamika Tewari, ACS)  
Labour Commissioner, Assam  
Guwahati-16


Memo No. ACL/41/2004/ 8264-330

Dated Guwahati the 31<sup>st</sup> Aug, 2022

Copy to.

1. The Principal Secretary to the Govt. of Assam, Labour Welfare Dept., Dispur, Guwahati-6.
2. The Director, Information & Public Relations, Assam Dispur, Guwahati-6, with a request to arrange for publication of this Notification in local daily newspapers and through all India Radio (AIR) and Doordarshan.
3. The Superintendent, Assam Govt. Press, Bamunimaidam, Guwahati-21, with a request to publish this notification in the Assam Gazette.
4. All Asst. Labour Commissioners/ Labour Officers (unattached)/ Labour Inspectors (unattached) for necessary action.

o/c

  
Labour Commissioner, Assam  
Guwahati-16